

DEKALB

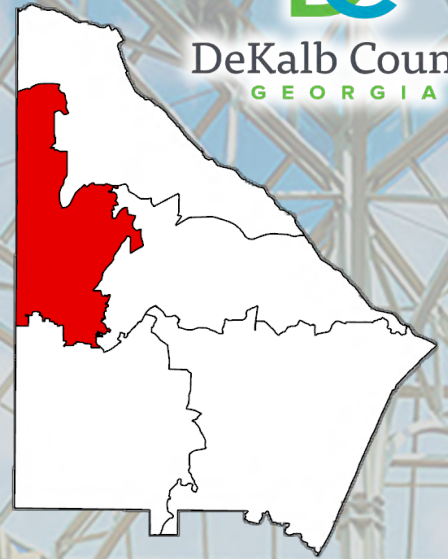
COMMISSION DISTRICT 2

PROFILE

*Produced By DeKalb County Planning and Sustainability
Long Range Division*




DeKalb County
GEORGIA



DISCOVER



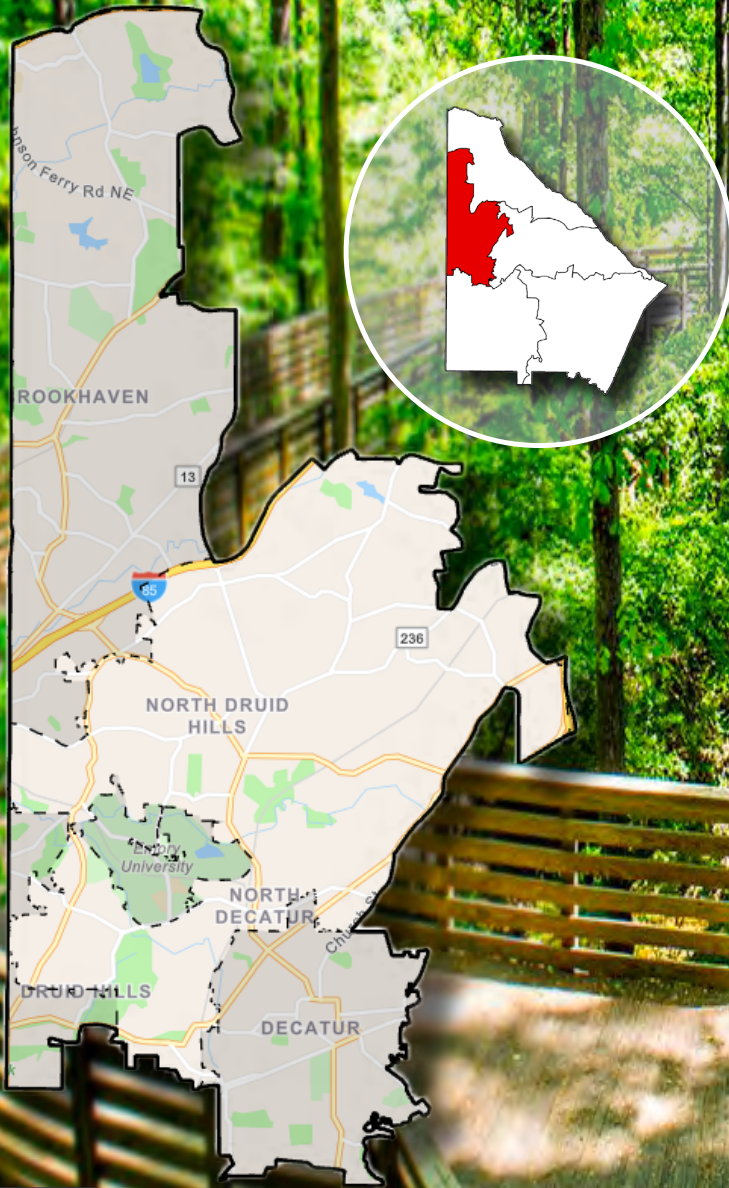
EXPERIENCE



EXPLORE

INTRODUCTION

COMMISSION DISTRICT 2



Mason Mill Park

COMMISSION DISTRICT 2

Commission District 2 covers the middle-western portion of DeKalb County, including the cities of Decatur and Brookhaven, as well as a portion of the City of Atlanta. 57% of the districts' residents live in incorporated areas, while 43% live in unincorporated DeKalb. The district is home to the county seat and many beloved landmarks including Druid Hills Historic District, Mason Mill Park, Historic Lynwood Park, Fernbank Natural History Museum, and the Callanwolde Fine Arts Center. The district has been represented by Michelle Long Spears since January 2023.

District Landmarks



Michelle Long Spears has served as District 2 Commissioner since January 2023



POPULATION CHARACTERISTICS

COMMISSION DISTRICT 2



5.2%

No High School Diploma



9.1%

High School Graduate



12.2%

Some College



73.5%

Bachelor's Degree or Higher



Agnes Scott College

POPULATION TRENDS AND KEY FEATURES

The district had a population of about 158K in the 2020 Census, up 18K from 2010. The population of District 2 has increased steadily over the past few decades and is projected to continue increasing in coming years.

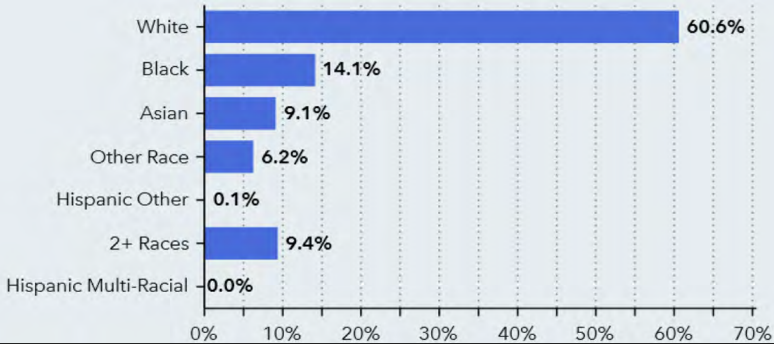
35.9

Median Age

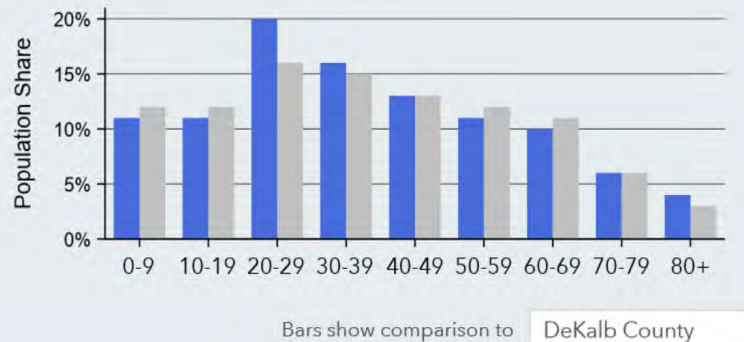


161,245
Total Population

2023 Population by Race



Age Profile



Bars show comparison to DeKalb County

The age profile shows the population is dominated by younger adults aged 20-40. In particular, the presence of Emory University and Agnes Scott College gives the district a large college-aged population. The district notably has a lower share of young children and adults in their 50s and 60s compared to the county as a whole. Whites make up the largest racial group at over 60%. (Source: US Census)



The Decatur Square

HOUSING CHARACTERISTICS

COMMISSION DISTRICT 2

HOUSING AND INCOME



Oglethorpe University

75,619
Households

2.2
Average Size
of Household

The district has a median household income of \$106K, which is above the county average of \$69K. (Source: US Census Bureau)



\$106,245
Median Household
Income



\$70,282
Per Capita
Income



\$168,249
Median Net Worth



\$549,229
Median Home
Value



72%
Homeowners
with a Mortgage



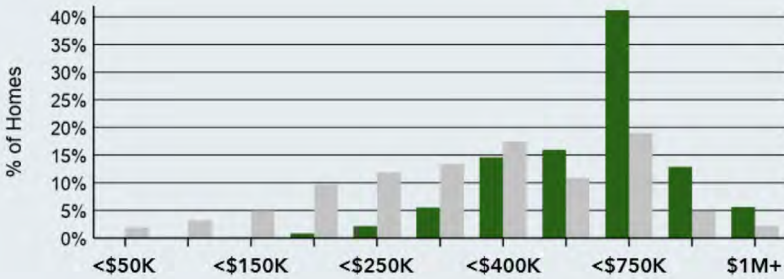
\$1,389
Median Contract
Rent

The vast majority of housing in the district was built post-1950, with a steady share of new housing being constructed almost every decade since. New housing construction dropped off slightly during and after the Great Recession, but the drop off was smaller relative to the county as a whole. The district's housing stock is, on average, older relative to the whole county, and a majority of it is occupied by homeowners. (Source: ACS 2021)



8%
2023 Vacant
Housing Units

Home Value



Bars show comparison to DeKalb County

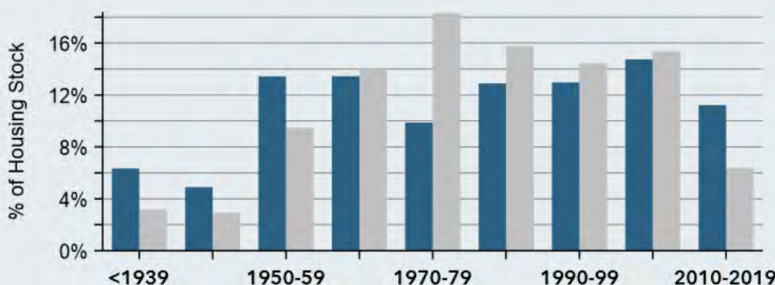


46%
2023 Renter Occupied
Housing Units



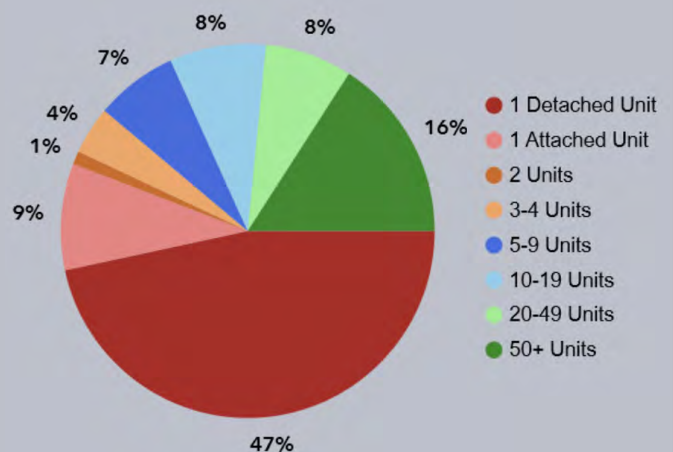
54%
2023 Owner Occupied
Housing Units

Housing Stock by Year Built



Bars show comparison to DeKalb County

Housing by Number of Units



ECONOMIC CHARACTERISTICS

COMMISSION DISTRICT 2

EMPLOYMENT AND COMMUTE PROFILE




Toco Hill Promenade

BUSINESS

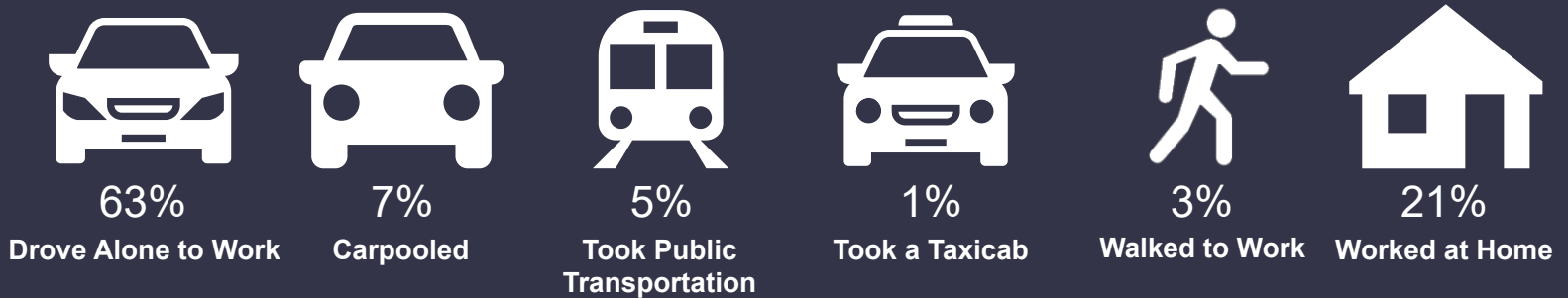


EMPLOYMENT TYPE



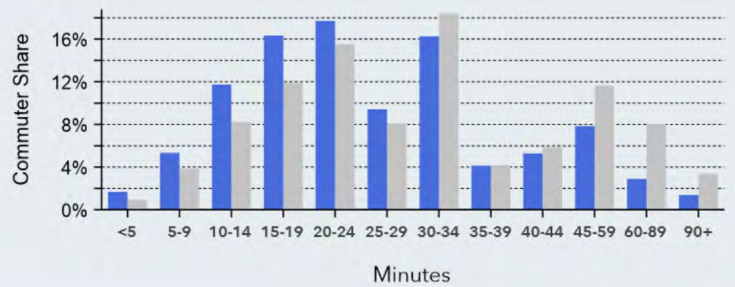
At 80%, the overwhelming majority of the workforce in District 2 is classified as “White Collar”, a category that includes most office and professional jobs. The unemployment rate for the district is below the county average of 4%. (Source: ESRI 2023)

TRANSPORTATION TO WORK




The overwhelming majority of workers in District 2 commute to work via automobile, with most of those driving alone. Despite the presence of a MARTA rail line in the district, only 5% of workers take public transportation. Most workers in the district have a commute time of between 15 and 34 minutes. Commute times in the district are below the county average, due to the district’s close proximity to several major employment centers. The workforce is fairly evenly split between people who work inside of DeKalb County and people who work outside of it. (Source: ACS 2021)

TRAVEL TIME TO WORK



Bars show comparison to DeKalb County



CREDITS AND CONTACT

COMMISSION DISTRICT 2



Peachtree Creek Greenway c. Paul Peterson

District 2 Office Contact Information



Michelle Long Spears

Commissioner

mlspears@dekalbcountyga.gov

michellelongspears.com

Caroline Enloe

Chief of Staff

clenloe@dekalbcountyga.gov



Beth Ganga

Policy and Planning Manager

aeganga@dekalbcountyga.gov



Sonia Tyler

Constituent Services and Community Engagement Manager

sstyler@dekalbcountyga.gov



Please send all constituent issues and requests to district2@dekalbcountyga.gov or call 404-922-6853.

DeKalb County Department of Planning and Sustainability Long Range Planning Division

CONTACT US

Cedric Hudson
Interim Director
chudson@dekalbcountyga.gov

Larry Washington, MURP
Long Range Planning Manager
lwashington@dekalbcountyga.gov

Or visit us at:

www.dekalbcountyga.gov/planning-and-sustainability/planning

City Website Links:

[Atlanta](#)

[Brookhaven](#)

[Decatur](#)