



BOARD OF REGISTRATION AND ELECTIONS SCHEDULED MEETING

May 28, 2024

12:00 PM

VRE AB Area

DCTV's UStream channel: <https://video.ibm.com/channel/dctv-channel-23>

- 1. ROLL CALL**
- 2. APPROVAL OF AGENDA**
- 3. APPROVAL OF MINUTES**
 - A. April 11, 2024 Scheduled Meeting (p. 2)
- 4. PUBLIC COMMENTS**
- 5. ITEMS FOR DECISION**
 - A. Certification of the May General Primary / Nonpartisan Election (p. 6)
- 6. ITEMS FOR DISCUSSION**
 - A. Director's Report (p. 58)
 - B. Legal Updates
- 7. EXECUTIVE SESSION**
- 8. BOARD COMMENTS**
- 9. ADJOURNMENT**

DeKalb County Board of Registration and Elections

Meeting Minutes

April 11, 2024
 Start Time: 4:41 p.m.
 End Time: 5:45 p.m.

Board Attendees: Karli Swift, Chair
 Vasu Abhiraman, Vice-Chair
 Nancy Jester
 Susan Motter

Other Attendees: Keisha Smith, Executive Director
 Terry Phillips, Deputy County Attorney
 Michael Petty, Assistant County Attorney
 Tristen Waite, Assistant County Attorney

APPROVAL OF AGENDA

Chair Swift called the Board of Registration and Elections meeting to order at 4:41 p.m. Ms. Austin read the roll by calling each board member by name. A quorum was met.

Motion to approve the agenda by Ms. Motter and seconded by Vice-Chair Abhiraman. The motion carried unanimously.

APPROVAL OF MINUTES

Motion to reconsider the minutes of the February 10 special called meeting at the Gathering Spot by Ms. Motter and seconded by Vice-Chair Abhiraman. Motion to amend the minutes of the February 10 special called meeting at the Gathering Spot to remove Ms. Jester as a Board attendee by Vice-Chair Abhiraman and seconded by Ms. Motter. Motion to adopt the revised minutes of the February 10 special called meeting at the Gathering Spot by Ms. Motter and seconded by Vice-Chair Abhiraman. Motion to approve the minutes of the March 18 scheduled meeting by Ms. Motter and seconded by Vice-Chair Abhiraman. All motions carried unanimously.

PUBLIC COMMENTS

Ms. Austin read the rules for public comment:

Public comments may be made in person or submitted by sending an email of one printed page or less at a minimum font of 12 to electionspubliccmnt@dekalbcountyga.gov which must be received between 35 and 5 minutes before the scheduled start of the meeting. The body of your email must include your first and last name. By submitting an email for public comment, you agree to have your name and the email broadcast on the UStream and entered into the record and minutes. The DeKalb Board of Registration and Elections reserves the right, at the DeKalb Board of Registration and Elections' sole discretion, to (1) add your email to the record/minutes without reading any of it into the broadcast or (2) read all or a portion of your email into the record/minutes. All public

comments will be limited to 2 minutes. Abusive, profane, or derogatory language, holding up signs, clapping, yelling, standing or laying in the aisles to show support for or opposition to a speaker will not be permitted, but a show of hands or quietly standing in place will be permitted to show support for or opposition to a speaker's position.

The following citizens provided public comment:

- Clint Monroe
- Betsy Shackelford
- Gail Lee
- Victor Tripp

ITEMS FOR DISCUSSION

A) Director's Report

Director Smith reported on registration and election activities including the mailing of polling place change letters for the May and June elections and precinct cards. Director Smith reminded the Board and public to plan accordingly when mailing or receiving election materials due to USPS mail service delays. Additionally, she reported on pre-election activities including ballot proofing review and L&A testing for the May General Primary and post-election activities for the March PPP including the Risk Limiting Audit which matched the statement of votes cast. She further reported on the qualifying activities for the Commission District 3 and Super District 7 special election. She went on to provide updates on the FY24 budget, poll worker recruitment, training, and communications.

Ms. Motter commented on the mailing of the precinct cards and re-emphasized the importance of electors checking their registration status on the cards as well as online.

Ms. Jester inquired about the coding of salaries in the budget. Director Smith replied that there was a posting error with the object code, and that staff would work with budget to correct the error.

Vice-Chair Abhiraman confirmed what was being verified in the Risk Limiting Audit.

Chair Swift asked about the communications plan regarding the voters affected by redistricting. Director Smith replied that resources are available online and that a PSA campaign was being developed. She also reiterated the importance of voters checking their voter registration status.

Vice-Chair Abhiraman asked if there is a step-by-step guide on the website for voters to be able to pull up their sample ballot. Director Smith replied that it does not exist today, but the staff will work to create and post the guide on the website.

B) Legislative Update

Ms. Waite reported that there were 4 election-related bills that passed in both the House and the Senate, but they have not been signed by the Governor. She expounded on each bill.

Vice-Chair Abhiraman inquired about the full effects of SB189. Mr. Phillips replied that if any of the bills are signed by the Governor or transitioned to law, the Law Department will provide a detailed analysis of each.

Chair Swift asked Mr. Phillips to provide a summary for the public on how bills become laws. Mr. Phillips proceeded to provide the overview.

ITEMS FOR DECISION

A) Contract Signing Authority || Executive Director

Chair Swift stated that the Board asked the County Attorneys to determine if a threshold could be approved for the Executive Director to sign certain contracts between meetings for the ease of operations. She asked Mr. Phillips to speak on the contract signing authority of the Executive Director.

Mr. Phillips stated that the Law Department created a resolution that articulates a delegation of the Board's authority to the Executive Director to execute contracts with a threshold of \$50,000 in consultation with the County Chief Operating Officer and any contracts must be executed in a form approved by the County Attorneys. The Executive Director would then be required to report on the contracts at the next Board meeting.

Ms. Jester asked Mr. Phillips if the \$50,000 threshold accounted for aggregate purchases. Mr. Phillips replied that an aggregation clause could be added to the resolution.

Motion to grant the Executive Director the authority to approve and execute contracts on behalf of and within the DeKalb County Board of Registration and Elections sole and exclusive domain for the acquisition of services and materials used for the conduct of voter registration and elections constituting an expenditure of up to \$50,000 subject to the Executive Assistant (Chief Operating Officer) or his designees budgetary approval and confirmation that said contracts do not fall under DeKalb County's domain and the County Attorney's approval of said contracts and approve and adopt the resolution articulating this by Vice-Chair Abhiraman and seconded by Ms. Motter. The motion passed unanimously.

B) Dominion Contract

Mr. Phillips stated that Dominion notified the Law Department that they were unable to identify the executed contract from 2020. He stated that Executive Director Smith, with the help of others, was also not able to find a fully executed copy of the contract either.

Motion to ratify the 2020 contract with Dominion and authorize the current Director to execute the necessary documents by Ms. Motter and seconded by Vice-Chair Abhiraman.

Further discussion ensued.

The motion passed unanimously.

BOARD COMMENTS

Ms. Motter shared her excitement seeing the improvements in the department. She thanked Director Smith and the department, the County Attorneys, and the Board Members.

Ms. Jester commented on the improvements of transparency made by the Board and thanked Director Smith for the level of detail she provides, especially regarding the budget.

Vice-Chair Abhiraman thanked the staff, the Director, the Attorneys and the public. He also stated that he appreciates the efficiency of the operations.

Chair Swift, thanked the public for their attendance and the people watching on DCTV.

ADJOURNMENT

Motion to adjourn by Ms. Jester and seconded by Ms. Motter. The motion carried unanimously. The meeting was adjourned at 5:45 p.m.

DRAFT



DeKalb County Voter Registration & Elections

Board of Registration and Elections


May 28, 2024

*Keisha L. Smith, MPA
VRE Executive Director*

Key Priorities



Our key priorities center on enhancing the voter experience for all eligible voters in DeKalb County. We will work to ensure the integrity of our elections, improve operational efficiencies, enhance staff training for full-time and seasonal employees and integrate technology and innovation to better our processes and upgrade our voter experience.



Voter Experience

A teal rectangular box containing a white icon of a hand pointing to a button labeled 'VOTE' and the text 'Voter Experience' to its right.

Elections Integrity

A teal rectangular box containing a white icon of a seal with a checkmark and the text 'Elections Integrity' to its right.

Technology & Innovation

A teal rectangular box containing a white icon of a globe with network nodes and the text 'Technology & Innovation' to its right.

Staff Training

A teal rectangular box containing a white icon of a lightbulb above three people and the text 'Staff Training' to its right.

Operational Efficiency

A teal rectangular box containing a white icon of a checkmark inside a square and the text 'Operational Efficiency' to its right.

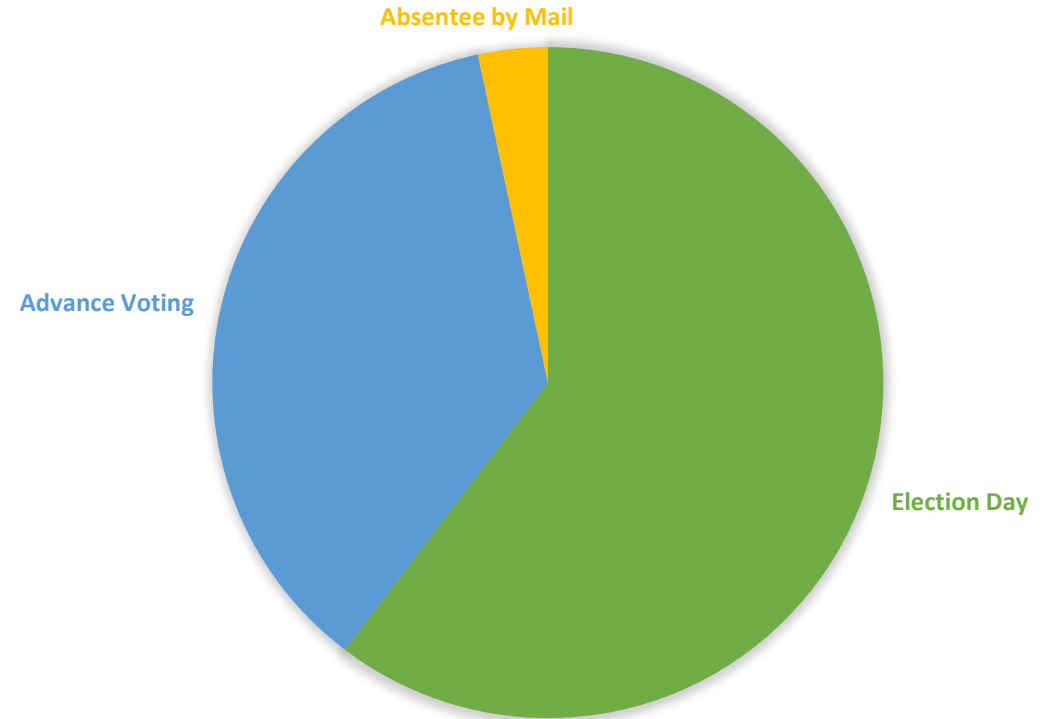


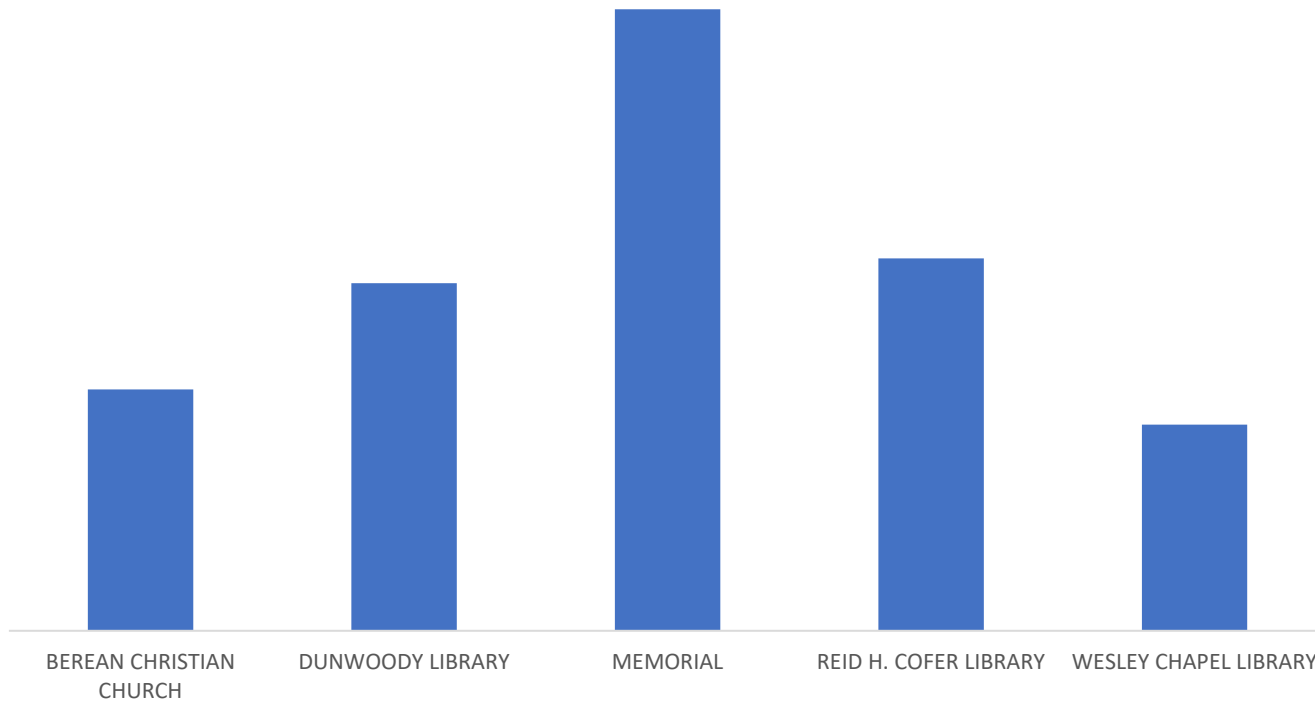
Post-Election Report

May 21, 2024

General Primary/Nonpartisan Election

Registered Voters	503,384	(Active)
Voters	94,315	
Overall Turnout	18.74%	
Election Day	56,878	60.30%
Advance Voting	34,215	36.28%
Absentee by Mail	3,179	3.37%
Provisional	43	0.05%
<hr/>		
Total	94,315	100.00%





Memorial was the most popular AV location, accounting for 19% of advance votes.

Ballots Accepted	3,179
Domestic	3,133
Overseas	46
Rejected/Spoiled	104
Total Received	3,283

Provisional Ballots

Identification	69
Signature	34
<hr/>	
Total	103

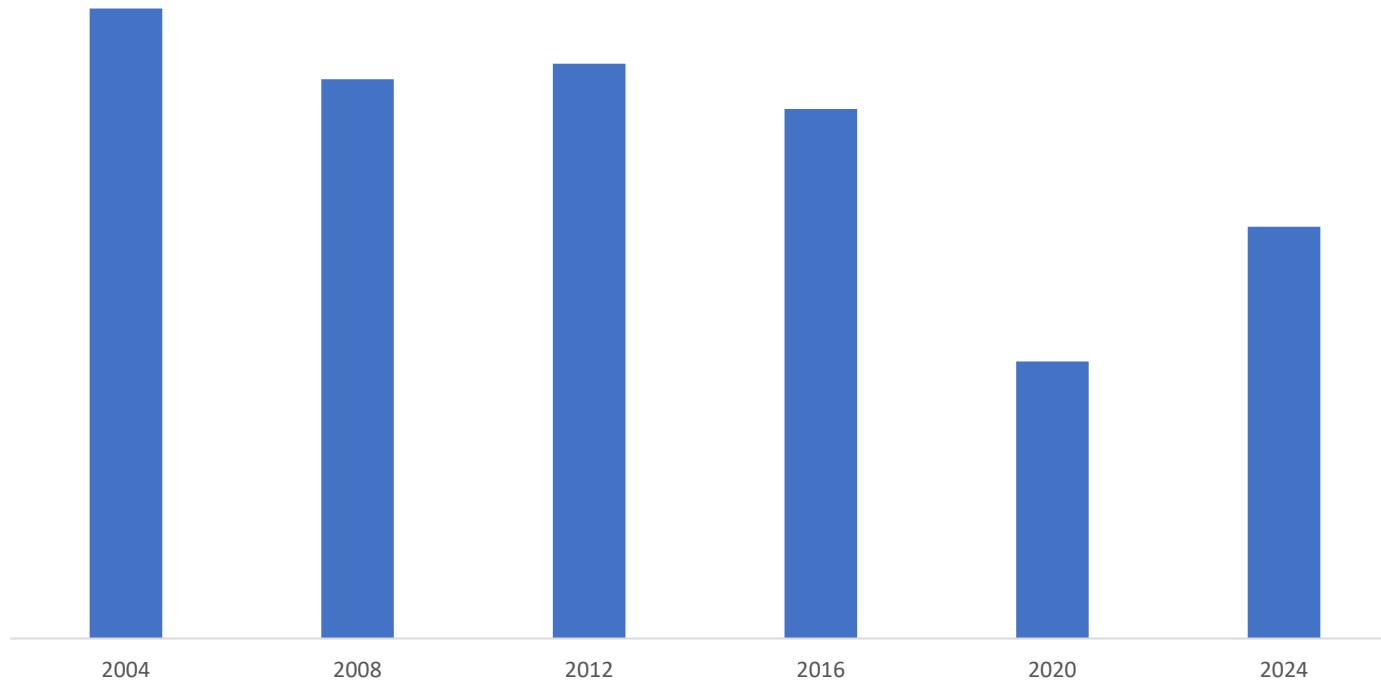
Cured Provisional 17

Rejected Ballots

Identification	104
Signature	21
<hr/>	
Total	125

Cured Rejected 56

Election Day voting experienced
an upward trend



Precincts	191
Polling Places	165
Poll Workers	1,231
Equipment Tested & Deployed	
Poll Pads	382
Touchscreens	2,109
Scanners	195

	Accepted	Rejected	Total
Registration in Question	3	8	11
Out of Precinct	39	17	56
Missing Identification	0	2	2
Other	1	0	1
Total	43	27	70

VRE received support from extended team members across the county:

DCTV

Facilities

Finance

GIS

IT

Law

Libraries

Marshals

Parks

Public Safety

Schools

...and more



DeKalb County
G E O R G I A

Election Summary Report

Closed Primary DeKalb
 May 21, 2024
 Unofficial and Incomplete

Electors Group	Counting Group	Ballots	Voters	Registered Voters	Turnout
Total	Election Day	111,242	56,878	503,384	11.30%
	Advance Voting	67,934	34,215		6.80%
	Absentee by Mail	6,276	3,181		0.63%
	Provisional	84	43		0.01%
	Total	185,536	94,317		18.74%

Precincts Reported: 191 of 191 (100.00%)
 Registered Voters: 94,317 of 503,384 (18.74%)
 Ballots Cast: 185,536

US House of Representatives - District 4 - Rep (Vote for 1) REP

Precincts Reported: 128 of 128 (100.00%)

	Election Day	Advance Voting	Absentee by Mail	Provisional	Total		
Times Cast	3,501	1,970	248	0	5,719 / 329,508	1.74%	
Candidate	Party	Election Day	Advance Voting	Absentee by Mail	Provisional	Total	
Eugene Yu		2,783	1,580	177	0	4,540	100.00%
Total Votes		2,783	1,580	177	0	4,540	
	Election Day	Advance Voting	Absentee by Mail	Provisional	Total		
Unresolved Write-In	0	0	0	0	0		

US House of Representatives - District 4 - Dem (Vote for 1) DEM

Precincts Reported: 128 of 128 (100.00%)

	Election Day	Advance Voting	Absentee by Mail	Provisional	Total		
Times Cast	27,752	20,780	1,587	21	50,140 / 329,508	15.22%	
Candidate	Party	Election Day	Advance Voting	Absentee by Mail	Provisional	Total	
Henry 'Hank' Johnson, Jr. (I)		25,682	19,170	1,471	17	46,340	100.00%
Total Votes		25,682	19,170	1,471	17	46,340	
	Election Day	Advance Voting	Absentee by Mail	Provisional	Total		
Unresolved Write-In	0	0	0	0	0		

US House of Representatives - District 5 - Rep (Vote for 1) REP

Precincts Reported: 62 of 62 (100.00%)

	Election Day	Advance Voting	Absentee by Mail	Provisional	Total	
Times Cast	1,937	562	169	4	2,672 / 159,605 1.67%	
Candidate	Party	Election Day	Advance Voting	Absentee by Mail	Provisional	Total
John 'Bongo' Salvesen		1,425	409	104	3	1,941 100.00%
Total Votes		1,425	409	104	3	1,941
	Election Day	Advance Voting	Absentee by Mail	Provisional	Total	
Unresolved Write-In	0	0	0	0	0	

US House of Representatives - District 5 - Dem (Vote for 1) DEM

Precincts Reported: 62 of 62 (100.00%)

	Election Day	Advance Voting	Absentee by Mail	Provisional	Total	
Times Cast	19,725	8,799	1,033	15	29,572 / 159,605 18.53%	
Candidate	Party	Election Day	Advance Voting	Absentee by Mail	Provisional	Total
Nikema Williams (I)		17,552	7,963	907	12	26,434 100.00%
Total Votes		17,552	7,963	907	12	26,434
	Election Day	Advance Voting	Absentee by Mail	Provisional	Total	
Unresolved Write-In	0	0	0	0	0	

US House of Representatives - District 13 - Rep (Vote for 1) REP

Precincts Reported: 4 of 4 (100.00%)

	Election Day	Advance Voting	Absentee by Mail	Provisional	Total	
Times Cast	29	27	4	0	60 / 14,271 0.42%	
Candidate	Party	Election Day	Advance Voting	Absentee by Mail	Provisional	Total
Jonathan Chavez		17	16	3	0	36 66.67%
Johsie Cruz Fletcher		8	9	1	0	18 33.33%
Total Votes		25	25	4	0	54
	Election Day	Advance Voting	Absentee by Mail	Provisional	Total	
Unresolved Write-In	0	0	0	0	0	

US House of Representatives - District 13 - Dem (Vote for 1)**DEM**

Precincts Reported: 4 of 4 (100.00%)

	Election Day	Advance Voti	Absentee by	Provisional	Total	
Times Cast	1,420	1,581	93	1	3,095 / 14,271	21.69%

Candidate	Party	Election Day	Advance Voting	Absentee by Mail	Provisional	Total	
Mark Baker		120	90	1	0	211	6.90%
Marcus Flowers		102	90	4	0	196	6.41%
Brian K. Johnson		64	75	4	0	143	4.68%
Uloma Kama		19	25	1	0	45	1.47%
Rashid Malik		69	42	0	1	112	3.66%
Karen Rene'		135	130	3	0	268	8.77%
David Scott (I)		890	1,114	77	0	2,081	68.10%
Total Votes		1,399	1,566	90	1	3,056	

	Election Day	Advance Voting	Absentee by Mail	Provisional	Total	
Unresolved Write-In	0	0	0	0	0	

State Senate - District 10 - Rep (Vote for 1)**REP**

Precincts Reported: 43 of 43 (100.00%)

	Election Day	Advance Voti	Absentee by	Provisional	Total	
Times Cast	647	217	66	0	930 / 106,603	0.87%

Candidate	Party	Election Day	Advance Voting	Absentee by Mail	Provisional	Total	
Furquan Stafford		466	174	46	0	686	100.00%
Total Votes		466	174	46	0	686	

	Election Day	Advance Voting	Absentee by Mail	Provisional	Total	
Unresolved Write-In	0	0	0	0	0	

State Senate - District 10 - Dem (Vote for 1)**DEM**

Precincts Reported: 43 of 43 (100.00%)

	Election Day	Advance Voti	Absentee by	Provisional	Total	
Times Cast	12,165	8,560	758	7	21,490 / 106,603	20.16%

Candidate	Party	Election Day	Advance Voting	Absentee by Mail	Provisional	Total	
Emanuel D. Jones (I)		10,836	7,732	658	5	19,231	100.00%
Total Votes		10,836	7,732	658	5	19,231	

	Election Day	Advance Voting	Absentee by Mail	Provisional	Total	
Unresolved Write-In	0	0	0	0	0	

State Senate - District 40 - Rep (Vote for 1)

REP

Precincts Reported: 35 of 35 (100.00%)

	Election Day	Advance Voti	Absentee by	Provisional	Total	
Times Cast	2,411	1,319	102	0	3,832 / 89,806	4.27%

Candidate	Party	Election Day	Advance Voting	Absentee by Mail	Provisional	Total	
Amelia K. Siamomua		1,853	1,020	69	0	2,942	100.00%
Total Votes		1,853	1,020	69	0	2,942	

	Election Day	Advance Voting	Absentee by Mail	Provisional	Total	
Unresolved Write-In	0	0	0	0	0	

State Senate - District 40 - Dem (Vote for 1)

DEM

Precincts Reported: 35 of 35 (100.00%)

	Election Day	Advance Voti	Absentee by	Provisional	Total	
Times Cast	5,968	4,423	258	3	10,652 / 89,806	11.86%

Candidate	Party	Election Day	Advance Voting	Absentee by Mail	Provisional	Total	
Sally Harrell (I)		4,230	2,821	179	3	7,233	69.93%
David Lubin		1,542	1,494	74	0	3,110	30.07%
Total Votes		5,772	4,315	253	3	10,343	

	Election Day	Advance Voting	Absentee by Mail	Provisional	Total	
Unresolved Write-In	0	0	0	0	0	

State Senate - District 41 - Rep (Vote for 1)

REP

Precincts Reported: 47 of 47 (100.00%)

	Election Day	Advance Voti	Absentee by	Provisional	Total	
Times Cast	1,122	395	104	0	1,621 / 117,385	1.38%

Candidate	Party	Election Day	Advance Voting	Absentee by Mail	Provisional	Total	
Jeff Newlin		874	305	68	0	1,247	100.00%
Total Votes		874	305	68	0	1,247	

	Election Day	Advance Voting	Absentee by Mail	Provisional	Total	
Unresolved Write-In	0	0	0	0	0	

State Senate - District 41 - Dem (Vote for 1)**DEM**

Precincts Reported: 47 of 47 (100.00%)

	Election Day	Advance Voti	Absentee by	Provisional	Total	
Times Cast	9,785	5,596	522	6	15,909 / 117,385	13.55%

Candidate	Party	Election Day	Advance Voting	Absentee by Mail	Provisional	Total	
Kim Jackson (I)		7,887	4,630	448	1	12,966	100.00%
Total Votes		7,887	4,630	448	1	12,966	

	Election Day	Advance Voting	Absentee by Mail	Provisional	Total	
Unresolved Write-In	0	0	0	0	0	

State Senate - District 43 - Dem (Vote for 1)**DEM**

Precincts Reported: 4 of 4 (100.00%)

	Election Day	Advance Voti	Absentee by	Provisional	Total	
Times Cast	887	591	30	1	1,509 / 11,734	12.86%

Candidate	Party	Election Day	Advance Voting	Absentee by Mail	Provisional	Total	
Tonya P. Anderson (I)		817	553	29	0	1,399	100.00%
Total Votes		817	553	29	0	1,399	

	Election Day	Advance Voting	Absentee by Mail	Provisional	Total	
Unresolved Write-In	0	0	0	0	0	

State Senate - District 44 - Dem (Vote for 1)**DEM**

Precincts Reported: 36 of 36 (100.00%)

	Election Day	Advance Voti	Absentee by	Provisional	Total	
Times Cast	12,726	6,865	709	13	20,313 / 96,125	21.13%

Candidate	Party	Election Day	Advance Voting	Absentee by Mail	Provisional	Total	
Elena Parent (I)		9,615	4,924	492	5	15,036	76.97%
Nadine Thomas		2,578	1,724	195	2	4,499	23.03%
Total Votes		12,193	6,648	687	7	19,535	

	Election Day	Advance Voting	Absentee by Mail	Provisional	Total	
Unresolved Write-In	0	0	0	0	0	

State Senate - District 55 - Rep (Vote for 1)

REP

Precincts Reported: 30 of 30 (100.00%)

		Election Day	Advance Voti	Absentee by	Provisional	Total	
Times Cast		742	446	86	0	1,274 / 81,731 1.56%	
Candidate	Party	Election Day	Advance Voting	Absentee by Mail	Provisional	Total	
Mary Williams Benefield		576	368	63	0	1,007 100.00%	
Total Votes		576	368	63	0	1,007	
		Election Day	Advance Voting	Absentee by Mail	Provisional	Total	
Unresolved Write-In		0	0	0	0	0	

State Senate - District 55 - Dem (Vote for 1)

DEM

Precincts Reported: 30 of 30 (100.00%)

		Election Day	Advance Voti	Absentee by	Provisional	Total	
Times Cast		7,366	5,125	419	7	12,917 / 81,731 15.80%	
Candidate	Party	Election Day	Advance Voting	Absentee by Mail	Provisional	Total	
Robin Biro		1,497	1,077	115	0	2,689 22.05%	
Iris Knight-Hamilton		1,354	938	96	0	2,388 19.58%	
Randal Mangham		2,304	1,672	76	0	4,052 33.23%	
Osborn Murray, III		338	219	10	0	567 4.65%	
Verdailia Turner		1,448	957	93	1	2,499 20.49%	
Total Votes		6,941	4,863	390	1	12,195	
		Election Day	Advance Voting	Absentee by Mail	Provisional	Total	
Unresolved Write-In		0	0	0	0	0	

State House of Representatives - District 52 - Rep (Vote for 1)

REP

Precincts Reported: 6 of 6 (100.00%)

		Election Day	Advance Voti	Absentee by	Provisional	Total	
Times Cast		480	256	13	0	749 / 17,274 4.34%	
Candidate	Party	Election Day	Advance Voting	Absentee by Mail	Provisional	Total	
Robert Brandon McNeily		381	208	8	0	597 100.00%	
Total Votes		381	208	8	0	597	
		Election Day	Advance Voting	Absentee by Mail	Provisional	Total	
Unresolved Write-In		0	0	0	0	0	

State House of Representatives - District 52 - Dem (Vote for 1)**DEM**

Precincts Reported: 6 of 6 (100.00%)

	Election Day	Advance Voting	Absentee by Mail	Provisional	Total	
Times Cast	1,093	833	33	1	1,960 / 17,274	11.35%

Candidate	Party	Election Day	Advance Voting	Absentee by Mail	Provisional	Total	
Shea Roberts (I)		901	710	28	0	1,639	100.00%
Total Votes		901	710	28	0	1,639	

	Election Day	Advance Voting	Absentee by Mail	Provisional	Total	
Unresolved Write-In	0	0	0	0	0	

State House of Representatives - District 80 - Rep (Vote for 1)**REP**

Precincts Reported: 15 of 15 (100.00%)

	Election Day	Advance Voting	Absentee by Mail	Provisional	Total	
Times Cast	1,155	707	52	0	1,914 / 33,332	5.74%

Candidate	Party	Election Day	Advance Voting	Absentee by Mail	Provisional	Total	
Brian Anderson		933	593	41	0	1,567	100.00%
Total Votes		933	593	41	0	1,567	

	Election Day	Advance Voting	Absentee by Mail	Provisional	Total	
Unresolved Write-In	0	0	0	0	0	

State House of Representatives - District 80 - Dem (Vote for 1)**DEM**

Precincts Reported: 15 of 15 (100.00%)

	Election Day	Advance Voting	Absentee by Mail	Provisional	Total	
Times Cast	2,209	2,205	107	1	4,522 / 33,332	13.57%

Candidate	Party	Election Day	Advance Voting	Absentee by Mail	Provisional	Total	
Long Tran (I)		1,862	1,789	85	0	3,736	100.00%
Total Votes		1,862	1,789	85	0	3,736	

	Election Day	Advance Voting	Absentee by Mail	Provisional	Total	
Unresolved Write-In	0	0	0	0	0	

State House of Representatives - District 83 - Rep (Vote for 1) REP

Precincts Reported: 11 of 11 (100.00%)

	Election Day	Advance Voti	Absentee by	Provisional	Total	
Times Cast	498	201	18	0	717 / 28,346	2.53%
Candidate	Party	Election Day	Advance Voting	Absentee by Mail	Provisional	Total
Catherine Bernard		401	165	10	0	576 / 100.00%
Total Votes		401	165	10	0	576
	Election Day	Advance Voting	Absentee by Mail	Provisional	Total	
Unresolved Write-In	0	0	0	0	0	

State House of Representatives - District 83 - Dem (Vote for 1) DEM

Precincts Reported: 11 of 11 (100.00%)

	Election Day	Advance Voti	Absentee by	Provisional	Total	
Times Cast	1,658	839	53	1	2,551 / 28,346	9.00%
Candidate	Party	Election Day	Advance Voting	Absentee by Mail	Provisional	Total
Karen Lupton (I)		1,449	745	46	1	2,241 / 100.00%
Total Votes		1,449	745	46	1	2,241
	Election Day	Advance Voting	Absentee by Mail	Provisional	Total	
Unresolved Write-In	0	0	0	0	0	

State House of Representatives - District 84 - Dem (Vote for 1) DEM

Precincts Reported: 17 of 17 (100.00%)

	Election Day	Advance Voti	Absentee by	Provisional	Total	
Times Cast	5,446	2,854	357	6	8,663 / 43,442	19.94%
Candidate	Party	Election Day	Advance Voting	Absentee by Mail	Provisional	Total
Hunter Kemp		545	304	31	0	880 / 10.61%
Mary Margaret Oliver (I)		4,678	2,429	308	1	7,416 / 89.39%
Total Votes		5,223	2,733	339	1	8,296
	Election Day	Advance Voting	Absentee by Mail	Provisional	Total	
Unresolved Write-In	0	0	0	0	0	

State House of Representatives - District 85 - Dem (Vote for 1) DEM

Precincts Reported: 19 of 19 (100.00%)

	Election Day	Advance Voting	Absentee by Mail	Provisional	Total		
Times Cast	3,690	1,883	187	3	5,763 / 36,466	15.80%	
Candidate	Party	Election Day	Advance Voting	Absentee by Mail	Provisional	Total	
Karla L. Drenner (I)		3,299	1,696	165	2	5,162	100.00%
Total Votes		3,299	1,696	165	2	5,162	
	Election Day	Advance Voting	Absentee by Mail	Provisional	Total		
Unresolved Write-In	0	0	0	0	0		

State House of Representatives - District 86 - Rep (Vote for 1) REP

Precincts Reported: 16 of 16 (100.00%)

	Election Day	Advance Voting	Absentee by Mail	Provisional	Total		
Times Cast	383	148	45	0	576 / 37,385	1.54%	
Candidate	Party	Election Day	Advance Voting	Absentee by Mail	Provisional	Total	
Barry 'Z' Zisholtz		284	115	29	0	428	100.00%
Total Votes		284	115	29	0	428	
	Election Day	Advance Voting	Absentee by Mail	Provisional	Total		
Unresolved Write-In	0	0	0	0	0		

State House of Representatives - District 86 - Dem (Vote for 1) DEM

Precincts Reported: 16 of 16 (100.00%)

	Election Day	Advance Voting	Absentee by Mail	Provisional	Total		
Times Cast	3,289	2,036	246	0	5,571 / 37,385	14.90%	
Candidate	Party	Election Day	Advance Voting	Absentee by Mail	Provisional	Total	
Imani Barnes (I)		2,920	1,755	206	0	4,881	100.00%
Total Votes		2,920	1,755	206	0	4,881	
	Election Day	Advance Voting	Absentee by Mail	Provisional	Total		
Unresolved Write-In	0	0	0	0	0		

State House of Representatives - District 87 - Dem (Vote for 1)

DEM

Precincts Reported: 20 of 20 (100.00%)

		Election Day	Advance Voting	Absentee by Mail	Provisional	Total	
Times Cast		3,342	2,038	181	4	5,565 / 38,874 14.32%	
Candidate	Party	Election Day	Advance Voting	Absentee by Mail	Provisional	Total	
Viola Davis (I)		3,029	1,855	157	0	5,041 100.00%	
Total Votes		3,029	1,855	157	0	5,041	
		Election Day	Advance Voting	Absentee by Mail	Provisional	Total	
Unresolved Write-In		0	0	0	0	0	

State House of Representatives - District 88 - Rep (Vote for 1)

REP

Precincts Reported: 15 of 15 (100.00%)

		Election Day	Advance Voting	Absentee by Mail	Provisional	Total	
Times Cast		378	218	62	0	658 / 33,667 1.95%	
Candidate	Party	Election Day	Advance Voting	Absentee by Mail	Provisional	Total	
William Park Freeman		292	182	46	0	520 100.00%	
Total Votes		292	182	46	0	520	
		Election Day	Advance Voting	Absentee by Mail	Provisional	Total	
Unresolved Write-In		0	0	0	0	0	

State House of Representatives - District 88 - Dem (Vote for 1)

DEM

Precincts Reported: 15 of 15 (100.00%)

		Election Day	Advance Voting	Absentee by Mail	Provisional	Total	
Times Cast		2,963	2,158	224	4	5,349 / 33,667 15.89%	
Candidate	Party	Election Day	Advance Voting	Absentee by Mail	Provisional	Total	
Billy Mitchell (I)		2,675	1,979	195	1	4,850 100.00%	
Total Votes		2,675	1,979	195	1	4,850	
		Election Day	Advance Voting	Absentee by Mail	Provisional	Total	
Unresolved Write-In		0	0	0	0	0	

State House of Representatives - District 89 - Dem (Vote for 1)

DEM

Precincts Reported: 19 of 19 (100.00%)

		Election Day	Advance Voting	Absentee by Mail	Provisional	Total	
Times Cast		5,400	2,980	320	6	8,706 / 45,964 18.94%	
Candidate	Party	Election Day	Advance Voting	Absentee by Mail	Provisional	Total	
Omari Crawford (I)		4,605	2,555	275	1	7,436 100.00%	
Total Votes		4,605	2,555	275	1	7,436	
		Election Day	Advance Voting	Absentee by Mail	Provisional	Total	
Unresolved Write-In		0	0	0	0	0	

State House of Representatives - District 90 - Dem (Vote for 1)

DEM

Precincts Reported: 19 of 19 (100.00%)

		Election Day	Advance Voting	Absentee by Mail	Provisional	Total	
Times Cast		5,437	3,408	321	4	9,170 / 44,706 20.51%	
Candidate	Party	Election Day	Advance Voting	Absentee by Mail	Provisional	Total	
Saira Draper (I)		3,642	2,150	165	0	5,957 67.62%	
Becky Evans (I)		1,571	1,139	141	1	2,852 32.38%	
Total Votes		5,213	3,289	306	1	8,809	
		Election Day	Advance Voting	Absentee by Mail	Provisional	Total	
Unresolved Write-In		0	0	0	0	0	

State House of Representatives - District 91 - Dem (Vote for 1)

DEM

Precincts Reported: 8 of 8 (100.00%)

		Election Day	Advance Voting	Absentee by Mail	Provisional	Total	
Times Cast		2,417	1,647	71	2	4,137 / 24,305 17.02%	
Candidate	Party	Election Day	Advance Voting	Absentee by Mail	Provisional	Total	
Marcus Akins		166	111	5	0	282 7.06%	
Dee Dawkins-Haigler		976	621	25	0	1,622 40.61%	
Angela Moore (I)		1,191	862	37	0	2,090 52.33%	
Total Votes		2,333	1,594	67	0	3,994	
		Election Day	Advance Voting	Absentee by Mail	Provisional	Total	
Unresolved Write-In		0	0	0	0	0	

State House of Representatives - District 93 - Dem (Vote for 1) DEM

Precincts Reported: 5 of 5 (100.00%)

		Election Day	Advance Voting	Absentee by Mail	Provisional	Total	
Times Cast		869	569	41	1	1,480 / 12,908 11.47%	
Candidate	Party	Election Day	Advance Voting	Absentee by Mail	Provisional	Total	
Doreen Carter (I)		803	526	41	0	1,370 100.00%	
Total Votes		803	526	41	0	1,370	
		Election Day	Advance Voting	Absentee by Mail	Provisional	Total	
Unresolved Write-In		0	0	0	0	0	

State House of Representatives - District 94 - Dem (Vote for 1) DEM

Precincts Reported: 6 of 6 (100.00%)

		Election Day	Advance Voting	Absentee by Mail	Provisional	Total	
Times Cast		1,987	1,362	83	0	3,432 / 18,351 18.70%	
Candidate	Party	Election Day	Advance Voting	Absentee by Mail	Provisional	Total	
Karen Bennett (I)		1,843	1,269	79	0	3,191 100.00%	
Total Votes		1,843	1,269	79	0	3,191	
		Election Day	Advance Voting	Absentee by Mail	Provisional	Total	
Unresolved Write-In		0	0	0	0	0	

State House of Representatives - District 95 - Dem (Vote for 1) DEM

Precincts Reported: 4 of 4 (100.00%)

		Election Day	Advance Voting	Absentee by Mail	Provisional	Total	
Times Cast		1,070	639	42	0	1,751 / 11,313 15.48%	
Candidate	Party	Election Day	Advance Voting	Absentee by Mail	Provisional	Total	
Dar'shun Kendrick (I)		995	597	40	0	1,632 100.00%	
Total Votes		995	597	40	0	1,632	
		Election Day	Advance Voting	Absentee by Mail	Provisional	Total	
Unresolved Write-In		0	0	0	0	0	

State House of Representatives - District 101 - Rep (Vote for 1) REP

Precincts Reported: 16 of 16 (100.00%)

	Election Day	Advance Voting	Absentee by Mail	Provisional	Total	
Times Cast	751	246	61	0	1,058 / 34,286	3.09%
Candidate	Party	Election Day	Advance Voting	Absentee by Mail	Provisional	Total
Kendra Biegalski		562	188	36	0	786 / 100.00%
Total Votes		562	188	36	0	786
	Election Day	Advance Voting	Absentee by Mail	Provisional	Total	
Unresolved Write-In	0	0	0	0	0	

State House of Representatives - District 101 - Dem (Vote for 1) DEM

Precincts Reported: 16 of 16 (100.00%)

	Election Day	Advance Voting	Absentee by Mail	Provisional	Total	
Times Cast	3,363	1,213	155	0	4,731 / 34,286	13.80%
Candidate	Party	Election Day	Advance Voting	Absentee by Mail	Provisional	Total
Scott Holcomb (I)		2,873	1,065	130	0	4,068 / 100.00%
Total Votes		2,873	1,065	130	0	4,068
	Election Day	Advance Voting	Absentee by Mail	Provisional	Total	
Unresolved Write-In	0	0	0	0	0	

State House of Representatives - District 115 - Dem (Vote for 1) DEM

Precincts Reported: 9 of 9 (100.00%)

	Election Day	Advance Voting	Absentee by Mail	Provisional	Total	
Times Cast	2,877	2,921	190	2	5,990 / 23,967	24.99%
Candidate	Party	Election Day	Advance Voting	Absentee by Mail	Provisional	Total
Regina Lewis-Ward (I)		2,622	2,685	166	0	5,473 / 100.00%
Total Votes		2,622	2,685	166	0	5,473
	Election Day	Advance Voting	Absentee by Mail	Provisional	Total	
Unresolved Write-In	0	0	0	0	0	

State House of Representatives - District 116 - Rep (Vote for 1) REP

Precincts Reported: 6 of 6 (100.00%)

	Election Day	Advance Voting	Absentee by Mail	Provisional	Total		
Times Cast	25	26	2	0	53 / 18,798	0.28%	
Candidate	Party	Election Day	Advance Voting	Absentee by Mail	Provisional	Total	
Reign Stevens		17	22	2	0	41	100.00%
Total Votes		17	22	2	0	41	
	Election Day	Advance Voting	Absentee by Mail	Provisional	Total		
Unresolved Write-In	0	0	0	0	0		

State House of Representatives - District 116 - Dem (Vote for 1) DEM

Precincts Reported: 6 of 6 (100.00%)

	Election Day	Advance Voting	Absentee by Mail	Provisional	Total		
Times Cast	1,787	1,575	85	2	3,449 / 18,798	18.35%	
Candidate	Party	Election Day	Advance Voting	Absentee by Mail	Provisional	Total	
El-Mahdi Holly (I)		1,618	1,409	78	0	3,105	100.00%
Total Votes		1,618	1,409	78	0	3,105	
	Election Day	Advance Voting	Absentee by Mail	Provisional	Total		
Unresolved Write-In	0	0	0	0	0		

District Attorney - Stone Mountain Judicial Circuit - Dem (Vote for 1) DEM

Precincts Reported: 191 of 191 (100.00%)

	Election Day	Advance Voting	Absentee by Mail	Provisional	Total		
Times Cast	48,897	31,160	2,696	37	82,790 / 503,384	16.45%	
Candidate	Party	Election Day	Advance Voting	Absentee by Mail	Provisional	Total	
Sherry Boston (I)		42,776	27,521	2,305	31	72,633	100.00%
Total Votes		42,776	27,521	2,305	31	72,633	
	Election Day	Advance Voting	Absentee by Mail	Provisional	Total		
Unresolved Write-In	0	0	0	0	0		

Clerk of Superior Court - Dem (Vote for 1)**DEM**

Precincts Reported: 191 of 191 (100.00%)

	Election Day	Advance Voting	Absentee by Mail	Provisional	Total		
Times Cast	48,897	31,160	2,696	37	82,790 / 503,384	16.45%	
Candidate	Party	Election Day	Advance Voting	Absentee by Mail	Provisional	Total	
Debra DeBerry (I)		42,688	27,415	2,276	31	72,410	100.00%
Total Votes		42,688	27,415	2,276	31	72,410	
	Election Day	Advance Voting	Absentee by Mail	Provisional	Total		
Unresolved Write-In	0	0	0	0	0		

Sheriff - Dem (Vote for 1)**DEM**

Precincts Reported: 191 of 191 (100.00%)

	Election Day	Advance Voting	Absentee by Mail	Provisional	Total		
Times Cast	48,897	31,160	2,696	37	82,790 / 503,384	16.45%	
Candidate	Party	Election Day	Advance Voting	Absentee by Mail	Provisional	Total	
Melody M. Maddox (I)		43,033	27,794	2,329	30	73,186	100.00%
Total Votes		43,033	27,794	2,329	30	73,186	
	Election Day	Advance Voting	Absentee by Mail	Provisional	Total		
Unresolved Write-In	0	0	0	0	0		

Tax Commissioner - Dem (Vote for 1)**DEM**

Precincts Reported: 191 of 191 (100.00%)

	Election Day	Advance Voting	Absentee by Mail	Provisional	Total		
Times Cast	48,897	31,160	2,696	37	82,790 / 503,384	16.45%	
Candidate	Party	Election Day	Advance Voting	Absentee by Mail	Provisional	Total	
Irvin J. Johnson (I)		43,384	28,021	2,344	30	73,779	100.00%
Total Votes		43,384	28,021	2,344	30	73,779	
	Election Day	Advance Voting	Absentee by Mail	Provisional	Total		
Unresolved Write-In	0	0	0	0	0		

Chief Magistrate - Dem (Vote for 1) DEM

Precincts Reported: 191 of 191 (100.00%)

		Election Day	Advance Voting	Absentee by Mail	Provisional	Total	
Times Cast		48,897	31,160	2,696	37	82,790 / 503,384 16.45%	
Candidate	Party	Election Day	Advance Voting	Absentee by Mail	Provisional	Total	
Berryl A. Anderson (I)		42,073	26,880	2,266	29	71,248 100.00%	
Total Votes		42,073	26,880	2,266	29	71,248	
		Election Day	Advance Voting	Absentee by Mail	Provisional	Total	
Unresolved Write-In		0	0	0	0	0	

Solicitor General of DeKalb County (Vote for 1) DEM

Precincts Reported: 191 of 191 (100.00%)

		Election Day	Advance Voting	Absentee by Mail	Provisional	Total	
Times Cast		48,897	31,160	2,696	37	82,790 / 503,384 16.45%	
Candidate	Party	Election Day	Advance Voting	Absentee by Mail	Provisional	Total	
Donna Coleman Stribling (I)		41,858	26,812	2,270	30	70,970 100.00%	
Total Votes		41,858	26,812	2,270	30	70,970	
		Election Day	Advance Voting	Absentee by Mail	Provisional	Total	
Unresolved Write-In		0	0	0	0	0	

Chief Executive Officer - Dem (Vote for 1) DEM

Precincts Reported: 191 of 191 (100.00%)

		Election Day	Advance Voting	Absentee by Mail	Provisional	Total	
Times Cast		48,897	31,160	2,696	37	82,790 / 503,384 16.45%	
Candidate	Party	Election Day	Advance Voting	Absentee by Mail	Provisional	Total	
Stephen "Steve" Bradshaw		9,313	5,437	519	7	15,276 19.37%	
Larry Johnson		14,531	11,519	1,034	6	27,090 34.34%	
Lorraine Cochran Johnson		22,427	13,043	1,018	23	36,511 46.29%	
Total Votes		46,271	29,999	2,571	36	78,877	
		Election Day	Advance Voting	Absentee by Mail	Provisional	Total	
Unresolved Write-In		0	0	0	0	0	

County Commissioner D1 - Dem (Vote for 1)**DEM**

Precincts Reported: 35 of 35 (100.00%)

	Election Day	Advance Voti	Absentee by	Provisional	Total	
Times Cast	6,203	4,838	321	5	11,367 / 84,369	13.47%

Candidate	Party	Election Day	Advance Voting	Absentee by Mail	Provisional	Total	
Robert Patrick (I)		3,831	3,038	204	2	7,075	70.76%
Andy Yeoman		1,630	1,204	89	1	2,924	29.24%
Total Votes		5,461	4,242	293	3	9,999	

	Election Day	Advance Voting	Absentee by Mail	Provisional	Total	
Unresolved Write-In	0	0	0	0	0	

County Commissioner D4 - Dem (Vote for 1)**DEM**

Precincts Reported: 38 of 38 (100.00%)

	Election Day	Advance Voti	Absentee by	Provisional	Total	
Times Cast	8,759	5,273	452	7	14,491 / 95,699	15.14%

Candidate	Party	Election Day	Advance Voting	Absentee by Mail	Provisional	Total	
Lance Hammonds		2,327	1,445	119	0	3,891	29.43%
Chakira Johnson		2,820	1,595	152	0	4,567	34.55%
Gabrielle Rogers		1,489	1,044	73	2	2,608	19.73%
Rita A. Scott		1,279	814	60	0	2,153	16.29%
Total Votes		7,915	4,898	404	2	13,219	

	Election Day	Advance Voting	Absentee by Mail	Provisional	Total	
Unresolved Write-In	0	0	0	0	0	

County Commissioner D5 - Dem (Vote for 1)**DEM**

Precincts Reported: 37 of 37 (100.00%)

	Election Day	Advance Voti	Absentee by	Provisional	Total	
Times Cast	9,611	7,237	505	6	17,359 / 106,788	16.26%

Candidate	Party	Election Day	Advance Voting	Absentee by Mail	Provisional	Total	
Mereda Davis Johnson (I)		6,317	4,928	344	2	11,591	69.49%
Gina Smith Mangham		2,894	2,053	141	0	5,088	30.51%
Total Votes		9,211	6,981	485	2	16,679	

	Election Day	Advance Voting	Absentee by Mail	Provisional	Total	
Unresolved Write-In	0	0	0	0	0	

County Commissioner D6 - Dem (Vote for 1)

DEM

Precincts Reported: 93 of 93 (100.00%)

	Election Day	Advance Voting	Absentee by Mail	Provisional	Total		
Times Cast	24,852	13,968	1,270	19	40,109 / 241,101 16.64%		
Candidate	Party	Election Day	Advance Voting	Absentee by Mail	Provisional	Total	
Edward "Ted" Terry (I)		20,774	11,664	997	11	33,446 100.00%	
Total Votes		20,774	11,664	997	11	33,446	
	Election Day	Advance Voting	Absentee by Mail	Provisional	Total		
Unresolved Write-In	0	0	0	0	0		

Party Question 1 - Rep (Vote for 1)

REP

Precincts Reported: 191 of 191 (100.00%)

	Election Day	Advance Voting	Absentee by Mail	Provisional	Total		
Times Cast	5,467	2,559	420	4	8,450 / 503,384 1.68%		
Candidate	Party	Election Day	Advance Voting	Absentee by Mail	Provisional	Total	
Yes		3,297	1,496	216	1	5,010 61.44%	
No		1,980	987	175	2	3,144 38.56%	
Total Votes		5,277	2,483	391	3	8,154	
	Election Day	Advance Voting	Absentee by Mail	Provisional	Total		
Unresolved Write-In	0	0	0	0	0		

Party Question 2 - Rep (Vote for 1)

REP

Precincts Reported: 191 of 191 (100.00%)

	Election Day	Advance Voting	Absentee by Mail	Provisional	Total		
Times Cast	5,467	2,559	420	4	8,450 / 503,384 1.68%		
Candidate	Party	Election Day	Advance Voting	Absentee by Mail	Provisional	Total	
Yes		3,397	1,563	168	2	5,130 64.15%	
No		1,771	885	209	2	2,867 35.85%	
Total Votes		5,168	2,448	377	4	7,997	
	Election Day	Advance Voting	Absentee by Mail	Provisional	Total		
Unresolved Write-In	0	0	0	0	0		

Party Question 3 - Rep (Vote for 1) REP

Precincts Reported: 191 of 191 (100.00%)

	Election Day	Advance Voting	Absentee by Mail	Provisional	Total	
Times Cast	5,467	2,559	420	4	8,450 / 503,384	1.68%

Candidate	Party	Election Day	Advance Voting	Absentee by Mail	Provisional	Total	
Yes		4,784	2,281	372	3	7,440	91.09%
No		494	209	25	0	728	8.91%
Total Votes		5,278	2,490	397	3	8,168	

	Election Day	Advance Voting	Absentee by Mail	Provisional	Total	
Unresolved Write-In	0	0	0	0	0	

Party Question 4 - Rep (Vote for 1) REP

Precincts Reported: 191 of 191 (100.00%)

	Election Day	Advance Voting	Absentee by Mail	Provisional	Total	
Times Cast	5,467	2,559	420	4	8,450 / 503,384	1.68%

Candidate	Party	Election Day	Advance Voting	Absentee by Mail	Provisional	Total	
Yes		3,188	1,535	228	2	4,953	60.52%
No		2,102	960	167	2	3,231	39.48%
Total Votes		5,290	2,495	395	4	8,184	

	Election Day	Advance Voting	Absentee by Mail	Provisional	Total	
Unresolved Write-In	0	0	0	0	0	

Party Question 5 - Rep (Vote for 1) REP

Precincts Reported: 191 of 191 (100.00%)

	Election Day	Advance Voting	Absentee by Mail	Provisional	Total	
Times Cast	5,467	2,559	420	4	8,450 / 503,384	1.68%

Candidate	Party	Election Day	Advance Voting	Absentee by Mail	Provisional	Total	
Yes		3,913	1,857	263	2	6,035	73.60%
No		1,392	635	137	1	2,165	26.40%
Total Votes		5,305	2,492	400	3	8,200	

	Election Day	Advance Voting	Absentee by Mail	Provisional	Total	
Unresolved Write-In	0	0	0	0	0	

Party Question 6 - Rep (Vote for 1) REP

Precincts Reported: 191 of 191 (100.00%)

	Election Day	Advance Voting	Absentee by Mail	Provisional	Total	
Times Cast	5,467	2,559	420	4	8,450 / 503,384	1.68%
Candidate	Party	Election Day	Advance Voting	Absentee by Mail	Provisional	Total
Yes		4,093	1,910	307	2	6,312 77.27%
No		1,183	584	89	1	1,857 22.73%
Total Votes		5,276	2,494	396	3	8,169
	Election Day	Advance Voting	Absentee by Mail	Provisional	Total	
Unresolved Write-In	0	0	0	0	0	

Party Question 7 - Rep (Vote for 1) REP

Precincts Reported: 191 of 191 (100.00%)

	Election Day	Advance Voting	Absentee by Mail	Provisional	Total	
Times Cast	5,467	2,559	420	4	8,450 / 503,384	1.68%
Candidate	Party	Election Day	Advance Voting	Absentee by Mail	Provisional	Total
Yes		4,046	1,891	238	2	6,177 75.18%
No		1,259	614	164	2	2,039 24.82%
Total Votes		5,305	2,505	402	4	8,216
	Election Day	Advance Voting	Absentee by Mail	Provisional	Total	
Unresolved Write-In	0	0	0	0	0	

Party Question 8 - Rep (Vote for 1) REP

Precincts Reported: 191 of 191 (100.00%)

	Election Day	Advance Voting	Absentee by Mail	Provisional	Total	
Times Cast	5,467	2,559	420	4	8,450 / 503,384	1.68%
Candidate	Party	Election Day	Advance Voting	Absentee by Mail	Provisional	Total
Yes		461	200	23	0	684 8.33%
No		4,859	2,297	368	4	7,528 91.67%
Total Votes		5,320	2,497	391	4	8,212
	Election Day	Advance Voting	Absentee by Mail	Provisional	Total	
Unresolved Write-In	0	0	0	0	0	

Party Question 9 - Rep (Local) (Vote for 1) REP

Precincts Reported: 191 of 191 (100.00%)

	Election Day	Advance Voting	Absentee by Mail	Provisional	Total	
Times Cast	5,467	2,559	420	4	8,450 / 503,384	1.68%
Candidate	Party	Election Day	Advance Voting	Absentee by Mail	Provisional	Total
Yes		3,889	1,733	238	3	5,863 71.71%
No		1,392	765	155	1	2,313 28.29%
Total Votes		5,281	2,498	393	4	8,176
	Election Day	Advance Voting	Absentee by Mail	Provisional	Total	
Unresolved Write-In	0	0	0	0	0	0

Party Question 10 - Rep (Local) (Vote for 1) REP

Precincts Reported: 191 of 191 (100.00%)

	Election Day	Advance Voting	Absentee by Mail	Provisional	Total	
Times Cast	5,467	2,559	420	4	8,450 / 503,384	1.68%
Candidate	Party	Election Day	Advance Voting	Absentee by Mail	Provisional	Total
Yes		4,682	2,166	309	3	7,160 86.64%
No		662	349	92	1	1,104 13.36%
Total Votes		5,344	2,515	401	4	8,264
	Election Day	Advance Voting	Absentee by Mail	Provisional	Total	
Unresolved Write-In	0	0	0	0	0	0

Party Question 11- Rep (Local) (Vote for 1) REP

Precincts Reported: 191 of 191 (100.00%)

	Election Day	Advance Voting	Absentee by Mail	Provisional	Total	
Times Cast	5,467	2,559	420	4	8,450 / 503,384	1.68%
Candidate	Party	Election Day	Advance Voting	Absentee by Mail	Provisional	Total
Yes		4,830	2,295	369	3	7,497 91.37%
No		471	206	31	0	708 8.63%
Total Votes		5,301	2,501	400	3	8,205
	Election Day	Advance Voting	Absentee by Mail	Provisional	Total	
Unresolved Write-In	0	0	0	0	0	0

Party Question 12 - Rep (Local) (Vote for 1) REP

Precincts Reported: 191 of 191 (100.00%)

	Election Day	Advance Voting	Absentee by Mail	Provisional	Total	
Times Cast	5,467	2,559	420	4	8,450 / 503,384	1.68%

Candidate	Party	Election Day	Advance Voting	Absentee by Mail	Provisional	Total	
Yes		4,605	2,195	339	3	7,142	87.21%
No		697	296	53	1	1,047	12.79%
Total Votes		5,302	2,491	392	4	8,189	

	Election Day	Advance Voting	Absentee by Mail	Provisional	Total	
Unresolved Write-In	0	0	0	0	0	

Party Question 13 - Rep (Local) (Vote for 1) REP

Precincts Reported: 191 of 191 (100.00%)

	Election Day	Advance Voting	Absentee by Mail	Provisional	Total	
Times Cast	5,467	2,559	420	4	8,450 / 503,384	1.68%

Candidate	Party	Election Day	Advance Voting	Absentee by Mail	Provisional	Total	
Yes		4,356	2,110	313	2	6,781	82.45%
No		964	396	81	2	1,443	17.55%
Total Votes		5,320	2,506	394	4	8,224	

	Election Day	Advance Voting	Absentee by Mail	Provisional	Total	
Unresolved Write-In	0	0	0	0	0	

Party Question 14 - Rep (Local) (Vote for 1) REP

Precincts Reported: 191 of 191 (100.00%)

	Election Day	Advance Voting	Absentee by Mail	Provisional	Total	
Times Cast	5,467	2,559	420	4	8,450 / 503,384	1.68%

Candidate	Party	Election Day	Advance Voting	Absentee by Mail	Provisional	Total	
Yes		3,028	1,371	202	1	4,602	56.87%
No		2,210	1,100	177	3	3,490	43.13%
Total Votes		5,238	2,471	379	4	8,092	

	Election Day	Advance Voting	Absentee by Mail	Provisional	Total	
Unresolved Write-In	0	0	0	0	0	

Party Question 15 - Rep (Local) (Vote for 1) REP

Precincts Reported: 191 of 191 (100.00%)

	Election Day	Advance Voting	Absentee by Mail	Provisional	Total	
Times Cast	5,467	2,559	420	4	8,450 / 503,384	1.68%

Candidate	Party	Election Day	Advance Voting	Absentee by Mail	Provisional	Total	
Yes		3,366	1,604	208	2	5,180	65.18%
No		1,751	846	168	2	2,767	34.82%
Total Votes		5,117	2,450	376	4	7,947	

	Election Day	Advance Voting	Absentee by Mail	Provisional	Total	
Unresolved Write-In	0	0	0	0	0	

Party Question 16- Rep (Local) (Vote for 1) REP

Precincts Reported: 191 of 191 (100.00%)

	Election Day	Advance Voting	Absentee by Mail	Provisional	Total	
Times Cast	5,467	2,559	420	4	8,450 / 503,384	1.68%

Candidate	Party	Election Day	Advance Voting	Absentee by Mail	Provisional	Total	
Yes		2,518	1,213	172	1	3,904	48.76%
No		2,643	1,247	211	2	4,103	51.24%
Total Votes		5,161	2,460	383	3	8,007	

	Election Day	Advance Voting	Absentee by Mail	Provisional	Total	
Unresolved Write-In	0	0	0	0	0	

Party Question 17 - Rep (Local) (Vote for 1) REP

Precincts Reported: 191 of 191 (100.00%)

	Election Day	Advance Voting	Absentee by Mail	Provisional	Total	
Times Cast	5,467	2,559	420	4	8,450 / 503,384	1.68%

Candidate	Party	Election Day	Advance Voting	Absentee by Mail	Provisional	Total	
Yes		1,531	793	88	1	2,413	30.79%
No		3,525	1,617	280	3	5,425	69.21%
Total Votes		5,056	2,410	368	4	7,838	

	Election Day	Advance Voting	Absentee by Mail	Provisional	Total	
Unresolved Write-In	0	0	0	0	0	

Party Question 18 - Rep (Local) (Vote for 1)

REP

Precincts Reported: 191 of 191 (100.00%)

	Election Day	Advance Voting	Absentee by Mail	Provisional	Total	
Times Cast	5,467	2,559	420	4	8,450 / 503,384	1.68%

Candidate	Party	Election Day	Advance Voting	Absentee by Mail	Provisional	Total	
Yes		2,427	1,147	91	2	3,667	46.76%
No		2,611	1,283	280	2	4,176	53.24%
Total Votes		5,038	2,430	371	4	7,843	

	Election Day	Advance Voting	Absentee by Mail	Provisional	Total	
Unresolved Write-In	0	0	0	0	0	

Party Question 1 - Dem (Vote for 1)

DEM

Precincts Reported: 191 of 191 (100.00%)

	Election Day	Advance Voting	Absentee by Mail	Provisional	Total	
Times Cast	48,897	31,160	2,696	37	82,790 / 503,384	16.45%

Candidate	Party	Election Day	Advance Voting	Absentee by Mail	Provisional	Total	
Yes		46,017	29,479	2,603	35	78,134	95.79%
No		2,230	1,157	43	0	3,430	4.21%
Total Votes		48,247	30,636	2,646	35	81,564	

	Election Day	Advance Voting	Absentee by Mail	Provisional	Total	
Unresolved Write-In	0	0	0	0	0	

Party Question 2 - Dem (Vote for 1)

DEM

Precincts Reported: 191 of 191 (100.00%)

	Election Day	Advance Voting	Absentee by Mail	Provisional	Total	
Times Cast	48,897	31,160	2,696	37	82,790 / 503,384	16.45%

Candidate	Party	Election Day	Advance Voting	Absentee by Mail	Provisional	Total	
Yes		46,321	29,397	2,535	33	78,286	96.29%
No		1,828	1,125	65	2	3,020	3.71%
Total Votes		48,149	30,522	2,600	35	81,306	

	Election Day	Advance Voting	Absentee by Mail	Provisional	Total	
Unresolved Write-In	0	0	0	0	0	

Party Question 3 - Dem (Vote for 1) DEM

Precincts Reported: 191 of 191 (100.00%)

	Election Day	Advance Voting	Absentee by Mail	Provisional	Total	
Times Cast	48,897	31,160	2,696	37	82,790 / 503,384	16.45%
Candidate	Party	Election Day	Advance Voting	Absentee by Mail	Provisional	Total
Yes		44,697	28,312	2,494	34	75,537 / 92.75%
No		3,467	2,298	138	1	5,904 / 7.25%
Total Votes		48,164	30,610	2,632	35	81,441
	Election Day	Advance Voting	Absentee by Mail	Provisional	Total	
Unresolved Write-In	0	0	0	0	0	

Party Question 4 - Dem (Vote for 1) DEM

Precincts Reported: 191 of 191 (100.00%)

	Election Day	Advance Voting	Absentee by Mail	Provisional	Total	
Times Cast	48,897	31,160	2,696	37	82,790 / 503,384	16.45%
Candidate	Party	Election Day	Advance Voting	Absentee by Mail	Provisional	Total
Yes		45,640	28,806	2,511	34	76,991 / 94.96%
No		2,380	1,603	104	1	4,088 / 5.04%
Total Votes		48,020	30,409	2,615	35	81,079
	Election Day	Advance Voting	Absentee by Mail	Provisional	Total	
Unresolved Write-In	0	0	0	0	0	

Party Question 5 - Dem (Vote for 1) DEM

Precincts Reported: 191 of 191 (100.00%)

	Election Day	Advance Voting	Absentee by Mail	Provisional	Total	
Times Cast	48,897	31,160	2,696	37	82,790 / 503,384	16.45%
Candidate	Party	Election Day	Advance Voting	Absentee by Mail	Provisional	Total
Yes		39,488	25,369	2,234	30	67,121 / 82.88%
No		8,366	5,099	395	5	13,865 / 17.12%
Total Votes		47,854	30,468	2,629	35	80,986
	Election Day	Advance Voting	Absentee by Mail	Provisional	Total	
Unresolved Write-In	0	0	0	0	0	

Party Question 6 - Dem (Vote for 1)

DEM

Precincts Reported: 191 of 191 (100.00%)

	Election Day	Advance Voting	Absentee by Mail	Provisional	Total	
Times Cast	48,897	31,160	2,696	37	82,790 / 503,384	16.45%
Candidate	Party	Election Day	Advance Voting	Absentee by Mail	Provisional	Total
Yes		45,899	29,201	2,544	34	77,678 / 95.64%
No		2,154	1,317	73	1	3,545 / 4.36%
Total Votes		48,053	30,518	2,617	35	81,223
	Election Day	Advance Voting	Absentee by Mail	Provisional	Total	
Unresolved Write-In	0	0	0	0	0	

Party Question 7 - Dem (Vote for 1)

DEM

Precincts Reported: 191 of 191 (100.00%)

	Election Day	Advance Voting	Absentee by Mail	Provisional	Total	
Times Cast	48,897	31,160	2,696	37	82,790 / 503,384	16.45%
Candidate	Party	Election Day	Advance Voting	Absentee by Mail	Provisional	Total
Yes		39,851	25,127	2,090	29	67,097 / 84.53%
No		7,153	4,703	413	6	12,275 / 15.47%
Total Votes		47,004	29,830	2,503	35	79,372
	Election Day	Advance Voting	Absentee by Mail	Provisional	Total	
Unresolved Write-In	0	0	0	0	0	

Party Question 8 - Dem (Vote for 1)

DEM

Precincts Reported: 191 of 191 (100.00%)

	Election Day	Advance Voting	Absentee by Mail	Provisional	Total	
Times Cast	48,897	31,160	2,696	37	82,790 / 503,384	16.45%
Candidate	Party	Election Day	Advance Voting	Absentee by Mail	Provisional	Total
Yes		46,188	29,487	2,576	35	78,286 / 96.63%
No		1,736	948	44	0	2,728 / 3.37%
Total Votes		47,924	30,435	2,620	35	81,014
	Election Day	Advance Voting	Absentee by Mail	Provisional	Total	
Unresolved Write-In	0	0	0	0	0	

Party Question 9 - Dem (Local) (Vote for 1)

DEM

Precincts Reported: 191 of 191 (100.00%)

	Election Day	Advance Voting	Absentee by Mail	Provisional	Total		
Times Cast	48,897	31,160	2,696	37	82,790 / 503,384	16.45%	
Candidate	Party	Election Day	Advance Voting	Absentee by Mail	Provisional	Total	
Yes		44,315	28,698	2,498	32	75,543	93.59%
No		3,313	1,739	124	1	5,177	6.41%
Total Votes		47,628	30,437	2,622	33	80,720	
	Election Day	Advance Voting	Absentee by Mail	Provisional	Total		
Unresolved Write-In	0	0	0	0	0	0	

Party Question 10 - Dem (Local) (Vote for 1)

DEM

Precincts Reported: 191 of 191 (100.00%)

	Election Day	Advance Voting	Absentee by Mail	Provisional	Total		
Times Cast	48,897	31,160	2,696	37	82,790 / 503,384	16.45%	
Candidate	Party	Election Day	Advance Voting	Absentee by Mail	Provisional	Total	
Yes		45,278	28,864	2,507	34	76,683	95.21%
No		2,384	1,391	84	1	3,860	4.79%
Total Votes		47,662	30,255	2,591	35	80,543	
	Election Day	Advance Voting	Absentee by Mail	Provisional	Total		
Unresolved Write-In	0	0	0	0	0	0	

Party Question 11- Dem (Local) (Vote for 1)

DEM

Precincts Reported: 191 of 191 (100.00%)

	Election Day	Advance Voting	Absentee by Mail	Provisional	Total		
Times Cast	48,897	31,160	2,696	37	82,790 / 503,384	16.45%	
Candidate	Party	Election Day	Advance Voting	Absentee by Mail	Provisional	Total	
Yes		44,759	28,271	2,457	33	75,520	93.53%
No		3,059	2,023	141	2	5,225	6.47%
Total Votes		47,818	30,294	2,598	35	80,745	
	Election Day	Advance Voting	Absentee by Mail	Provisional	Total		
Unresolved Write-In	0	0	0	0	0	0	

Party Question 12 - Dem (Local) (Vote for 1)

DEM

Precincts Reported: 191 of 191 (100.00%)

	Election Day	Advance Voting	Absentee by Mail	Provisional	Total	
Times Cast	48,897	31,160	2,696	37	82,790 / 503,384	16.45%

Candidate	Party	Election Day	Advance Voting	Absentee by Mail	Provisional	Total	
Yes		43,959	27,995	2,399	34	74,387	92.43%
No		3,658	2,253	181	1	6,093	7.57%
Total Votes		47,617	30,248	2,580	35	80,480	

	Election Day	Advance Voting	Absentee by Mail	Provisional	Total	
Unresolved Write-In	0	0	0	0	0	

Party Question 13 - Dem (Local) (Vote for 1)

DEM

Precincts Reported: 191 of 191 (100.00%)

	Election Day	Advance Voting	Absentee by Mail	Provisional	Total	
Times Cast	48,897	31,160	2,696	37	82,790 / 503,384	16.45%

Candidate	Party	Election Day	Advance Voting	Absentee by Mail	Provisional	Total	
Yes		34,572	21,431	1,727	20	57,750	72.09%
No		12,779	8,746	823	13	22,361	27.91%
Total Votes		47,351	30,177	2,550	33	80,111	

	Election Day	Advance Voting	Absentee by Mail	Provisional	Total	
Unresolved Write-In	0	0	0	0	0	

Party Question 14 - Dem (Local) (Vote for 1)

DEM

Precincts Reported: 191 of 191 (100.00%)

	Election Day	Advance Voting	Absentee by Mail	Provisional	Total	
Times Cast	48,897	31,160	2,696	37	82,790 / 503,384	16.45%

Candidate	Party	Election Day	Advance Voting	Absentee by Mail	Provisional	Total	
Yes		34,401	21,781	1,840	25	58,047	74.89%
No		11,243	7,594	618	7	19,462	25.11%
Total Votes		45,644	29,375	2,458	32	77,509	

	Election Day	Advance Voting	Absentee by Mail	Provisional	Total	
Unresolved Write-In	0	0	0	0	0	

Party Question 15 - Dem (Local) (Vote for 1)

DEM

Precincts Reported: 191 of 191 (100.00%)

	Election Day	Advance Voting	Absentee by Mail	Provisional	Total	
Times Cast	48,897	31,160	2,696	37	82,790 / 503,384	16.45%

Candidate	Party	Election Day	Advance Voting	Absentee by Mail	Provisional	Total	
Yes		32,728	19,850	1,596	25	54,199	69.19%
No		13,510	9,737	883	8	24,138	30.81%
Total Votes		46,238	29,587	2,479	33	78,337	

	Election Day	Advance Voting	Absentee by Mail	Provisional	Total	
Unresolved Write-In	0	0	0	0	0	

Party Question 16 - Dem (Local) (Vote for 1)

DEM

Precincts Reported: 191 of 191 (100.00%)

	Election Day	Advance Voting	Absentee by Mail	Provisional	Total	
Times Cast	48,897	31,160	2,696	37	82,790 / 503,384	16.45%

Candidate	Party	Election Day	Advance Voting	Absentee by Mail	Provisional	Total	
Yes		44,402	28,847	2,555	31	75,835	93.19%
No		3,737	1,732	66	3	5,538	6.81%
Total Votes		48,139	30,579	2,621	34	81,373	

	Election Day	Advance Voting	Absentee by Mail	Provisional	Total	
Unresolved Write-In	0	0	0	0	0	

Judge - Supreme Court (Boggs) (Vote for 1)

Precincts Reported: 191 of 191 (100.00%)

	Election Day	Advance Voting	Absentee by Mail	Provisional	Total	
Times Cast	56,878	34,215	3,142	43	94,278 / 503,384	18.73%

Candidate	Party	Election Day	Advance Voting	Absentee by Mail	Provisional	Total	
Michael P. Boggs (I)		46,184	28,355	2,443	33	77,015	100.00%
Total Votes		46,184	28,355	2,443	33	77,015	

	Election Day	Advance Voting	Absentee by Mail	Provisional	Total	
Unresolved Write-In	781	373	29	0	1,183	

Judge - Supreme Court (Ellington) (Vote for 1)

Precincts Reported: 191 of 191 (100.00%)

		Election Day	Advance Voting	Absentee by Mail	Provisional	Total	
Times Cast		56,878	34,215	3,142	43	94,278 / 503,384 18.73%	
Candidate	Party	Election Day	Advance Voting	Absentee by Mail	Provisional	Total	
John J. Ellington (I)		46,225	28,397	2,441	33	77,096	100.00%
Total Votes		46,225	28,397	2,441	33	77,096	
		Election Day	Advance Voting	Absentee by Mail	Provisional	Total	
Unresolved Write-In		586	293	19	0	898	

Judge - Supreme Court (Peterson) (Vote for 1)

Precincts Reported: 191 of 191 (100.00%)

		Election Day	Advance Voting	Absentee by Mail	Provisional	Total	
Times Cast		56,878	34,215	3,142	43	94,278 / 503,384 18.73%	
Candidate	Party	Election Day	Advance Voting	Absentee by Mail	Provisional	Total	
Nels Peterson (I)		45,801	28,075	2,371	33	76,280	100.00%
Total Votes		45,801	28,075	2,371	33	76,280	
		Election Day	Advance Voting	Absentee by Mail	Provisional	Total	
Unresolved Write-In		576	279	20	0	875	

Judge - Supreme Court (Pinson) (Vote for 1)

Precincts Reported: 191 of 191 (100.00%)

		Election Day	Advance Voting	Absentee by Mail	Provisional	Total	
Times Cast		56,878	34,215	3,142	43	94,278 / 503,384 18.73%	
Candidate	Party	Election Day	Advance Voting	Absentee by Mail	Provisional	Total	
John Barrow		33,284	19,178	1,851	22	54,335	62.10%
Andrew Pinson (I)		19,521	12,541	1,079	15	33,156	37.90%
Total Votes		52,805	31,719	2,930	37	87,491	
		Election Day	Advance Voting	Absentee by Mail	Provisional	Total	
Unresolved Write-In		141	74	6	0	221	

Judge - Court of Appeals (Dillard) (Vote for 1)

Precincts Reported: 191 of 191 (100.00%)

		Election Day	Advance Voting	Absentee by Mail	Provisional	Total	
Times Cast		56,878	34,215	3,142	43	94,278 / 503,384 18.73%	
Candidate	Party	Election Day	Advance Voting	Absentee by Mail	Provisional	Total	
Stephen Dillard (I)		45,739	28,154	2,392	32	76,317 100.00%	
Total Votes		45,739	28,154	2,392	32	76,317	
		Election Day	Advance Voting	Absentee by Mail	Provisional	Total	
Unresolved Write-In		360	184	13	0	557	

Judge - Court of Appeals (Hodges) (Vote for 1)

Precincts Reported: 191 of 191 (100.00%)

		Election Day	Advance Voting	Absentee by Mail	Provisional	Total	
Times Cast		56,878	34,215	3,142	43	94,278 / 503,384 18.73%	
Candidate	Party	Election Day	Advance Voting	Absentee by Mail	Provisional	Total	
Ken Hodges (I)		45,831	28,234	2,404	32	76,501 100.00%	
Total Votes		45,831	28,234	2,404	32	76,501	
		Election Day	Advance Voting	Absentee by Mail	Provisional	Total	
Unresolved Write-In		311	134	12	0	457	

Judge - Court of Appeals (Land) (Vote for 1)

Precincts Reported: 191 of 191 (100.00%)

		Election Day	Advance Voting	Absentee by Mail	Provisional	Total	
Times Cast		56,878	34,215	3,142	43	94,278 / 503,384 18.73%	
Candidate	Party	Election Day	Advance Voting	Absentee by Mail	Provisional	Total	
Ben Land (I)		45,446	27,945	2,381	32	75,804 100.00%	
Total Votes		45,446	27,945	2,381	32	75,804	
		Election Day	Advance Voting	Absentee by Mail	Provisional	Total	
Unresolved Write-In		314	147	21	0	482	

Judge - Court of Appeals (Mercier) (Vote for 1)

Precincts Reported: 191 of 191 (100.00%)

		Election Day	Advance Voting	Absentee by Mail	Provisional	Total	
Times Cast		56,878	34,215	3,142	43	94,278 / 503,384 18.73%	
Candidate	Party	Election Day	Advance Voting	Absentee by Mail	Provisional	Total	
Amanda H. Mercier (I)		45,745	28,173	2,394	31	76,343 100.00%	
Total Votes		45,745	28,173	2,394	31	76,343	
		Election Day	Advance Voting	Absentee by Mail	Provisional	Total	
Unresolved Write-In		274	108	19	0	401	

Judge - Court of Appeals (Miller) (Vote for 1)

Precincts Reported: 191 of 191 (100.00%)

		Election Day	Advance Voting	Absentee by Mail	Provisional	Total	
Times Cast		56,878	34,215	3,142	43	94,278 / 503,384 18.73%	
Candidate	Party	Election Day	Advance Voting	Absentee by Mail	Provisional	Total	
Jeff Davis		13,614	8,271	798	10	22,693 27.47%	
Tabitha Ponder		36,033	21,944	1,928	27	59,932 72.53%	
Total Votes		49,647	30,215	2,726	37	82,625	
		Election Day	Advance Voting	Absentee by Mail	Provisional	Total	
Unresolved Write-In		137	60	10	0	207	

Judge - Court of Appeals (Rickman) (Vote for 1)

Precincts Reported: 191 of 191 (100.00%)

		Election Day	Advance Voting	Absentee by Mail	Provisional	Total	
Times Cast		56,878	34,215	3,142	43	94,278 / 503,384 18.73%	
Candidate	Party	Election Day	Advance Voting	Absentee by Mail	Provisional	Total	
Brian M. Rickman (I)		45,176	27,831	2,368	32	75,407 100.00%	
Total Votes		45,176	27,831	2,368	32	75,407	
		Election Day	Advance Voting	Absentee by Mail	Provisional	Total	
Unresolved Write-In		268	125	15	0	408	

Judge - Court of Appeals (Watkins) (Vote for 1)

Precincts Reported: 191 of 191 (100.00%)

		Election Day	Advance Voting	Absentee by Mail	Provisional	Total	
Times Cast		56,878	34,215	3,142	43	94,278 / 503,384 18.73%	
Candidate	Party	Election Day	Advance Voting	Absentee by Mail	Provisional	Total	
Jeffrey A. Watkins (I)		45,379	27,933	2,355	31	75,698 100.00%	
Total Votes		45,379	27,933	2,355	31	75,698	
		Election Day	Advance Voting	Absentee by Mail	Provisional	Total	
Unresolved Write-In		257	114	13	0	384	

Judge - Superior Court - Stone Mountain Judicial Circuit (Adams) (Vote for 1)

Precincts Reported: 191 of 191 (100.00%)

		Election Day	Advance Voting	Absentee by Mail	Provisional	Total	
Times Cast		56,878	34,215	3,142	43	94,278 / 503,384 18.73%	
Candidate	Party	Election Day	Advance Voting	Absentee by Mail	Provisional	Total	
Gregory A. Adams (I)		45,928	28,567	2,448	30	76,973 100.00%	
Total Votes		45,928	28,567	2,448	30	76,973	
		Election Day	Advance Voting	Absentee by Mail	Provisional	Total	
Unresolved Write-In		199	90	9	0	298	

Judge - Superior Court - Stone Mountain Judicial Circuit (Barrie) (Vote for 1)

Precincts Reported: 191 of 191 (100.00%)

		Election Day	Advance Voting	Absentee by Mail	Provisional	Total	
Times Cast		56,878	34,215	3,142	43	94,278 / 503,384 18.73%	
Candidate	Party	Election Day	Advance Voting	Absentee by Mail	Provisional	Total	
Tangela M. Barrie (I)		45,904	28,428	2,434	32	76,798 100.00%	
Total Votes		45,904	28,428	2,434	32	76,798	
		Election Day	Advance Voting	Absentee by Mail	Provisional	Total	
Unresolved Write-In		195	76	6	0	277	

Judge - Superior Court - Stone Mountain Judicial Circuit (Hydrick) (Vote for 1)

Precincts Reported: 191 of 191 (100.00%)

		Election Day	Advance Voting	Absentee by Mail	Provisional	Total	
Times Cast		56,878	34,215	3,142	43	94,278 / 503,384 18.73%	
Candidate	Party	Election Day	Advance Voting	Absentee by Mail	Provisional	Total	
Stacey K. Hydrick (I)		45,661	28,240	2,390	30	76,321	100.00%
Total Votes		45,661	28,240	2,390	30	76,321	
		Election Day	Advance Voting	Absentee by Mail	Provisional	Total	
Unresolved Write-In		180	76	7	0	263	

Judge - Superior Court - Stone Mountain Judicial Circuit (Lake) (Vote for 1)

Precincts Reported: 191 of 191 (100.00%)

		Election Day	Advance Voting	Absentee by Mail	Provisional	Total	
Times Cast		56,878	34,215	3,142	43	94,278 / 503,384 18.73%	
Candidate	Party	Election Day	Advance Voting	Absentee by Mail	Provisional	Total	
Brian E. Lake (I)		45,245	27,905	2,358	30	75,538	100.00%
Total Votes		45,245	27,905	2,358	30	75,538	
		Election Day	Advance Voting	Absentee by Mail	Provisional	Total	
Unresolved Write-In		178	89	17	0	284	

Judge - Superior Court - Stone Mountain Judicial Circuit (Morris) (Vote for 1)

Precincts Reported: 191 of 191 (100.00%)

		Election Day	Advance Voting	Absentee by Mail	Provisional	Total	
Times Cast		56,878	34,215	3,142	43	94,278 / 503,384 18.73%	
Candidate	Party	Election Day	Advance Voting	Absentee by Mail	Provisional	Total	
Shondeana Crews Morris (I)		45,453	28,130	2,411	33	76,027	100.00%
Total Votes		45,453	28,130	2,411	33	76,027	
		Election Day	Advance Voting	Absentee by Mail	Provisional	Total	
Unresolved Write-In		175	71	6	0	252	

Judge - Superior Court - Stone Mountain Judicial Circuit (Parker-Smith) (Vote for 1)

Precincts Reported: 191 of 191 (100.00%)

	Election Day	Advance Voting	Absentee by Mail	Provisional	Total	
Times Cast	56,878	34,215	3,142	43	94,278 / 503,384	18.73%
Candidate	Party	Election Day	Advance Voting	Absentee by Mail	Provisional	Total
Yolanda C. Parker-Smith (I)		45,715	28,288	2,428	32	76,463 / 100.00%
Total Votes		45,715	28,288	2,428	32	76,463
	Election Day	Advance Voting	Absentee by Mail	Provisional	Total	
Unresolved Write-In	157	79	10	0	246	

Judge - Superior Court - Stone Mountain Judicial Circuit (Polk) (Vote for 1)

Precincts Reported: 191 of 191 (100.00%)

	Election Day	Advance Voting	Absentee by Mail	Provisional	Total	
Times Cast	56,878	34,215	3,142	43	94,278 / 503,384	18.73%
Candidate	Party	Election Day	Advance Voting	Absentee by Mail	Provisional	Total
Nora Polk (I)		45,151	27,875	2,399	32	75,457 / 100.00%
Total Votes		45,151	27,875	2,399	32	75,457
	Election Day	Advance Voting	Absentee by Mail	Provisional	Total	
Unresolved Write-In	132	58	9	0	199	

State Court Judge Division A-3 (Vote for 1)

Precincts Reported: 191 of 191 (100.00%)

	Election Day	Advance Voting	Absentee by Mail	Provisional	Total	
Times Cast	56,878	34,215	3,142	43	94,278 / 503,384	18.73%
Candidate	Party	Election Day	Advance Voting	Absentee by Mail	Provisional	Total
Mecca Anderson		12,788	7,265	632	9	20,694 / 25.61%
Yolanda Mack		22,085	14,201	1,260	15	37,561 / 46.48%
Dionne McGee		13,202	8,506	832	10	22,550 / 27.91%
Total Votes		48,075	29,972	2,724	34	80,805
	Election Day	Advance Voting	Absentee by Mail	Provisional	Total	
Unresolved Write-In	164	74	6	0	244	

State Court Judge Division A-5 (Vote for 1)

Precincts Reported: 191 of 191 (100.00%)

		Election Day	Advance Voting	Absentee by Mail	Provisional	Total	
Times Cast		56,878	34,215	3,142	43	94,278 / 503,384 18.73%	
Candidate	Party	Election Day	Advance Voting	Absentee by Mail	Provisional	Total	
Mike Jacobs (I)		45,353	28,027	2,392	29	75,801 100.00%	
Total Votes		45,353	28,027	2,392	29	75,801	
		Election Day	Advance Voting	Absentee by Mail	Provisional	Total	
Unresolved Write-In		188	93	13	0	294	

State Court Judge Division A-6 (Vote for 1)

Precincts Reported: 191 of 191 (100.00%)

		Election Day	Advance Voting	Absentee by Mail	Provisional	Total	
Times Cast		56,878	34,215	3,142	43	94,278 / 503,384 18.73%	
Candidate	Party	Election Day	Advance Voting	Absentee by Mail	Provisional	Total	
TyShawn Yvonne Jackson		20,755	13,280	1,083	15	35,133 41.68%	
Ana Maria Martinez (I)		29,743	17,643	1,745	22	49,153 58.32%	
Total Votes		50,498	30,923	2,828	37	84,286	
		Election Day	Advance Voting	Absentee by Mail	Provisional	Total	
Unresolved Write-In		74	28	4	0	106	

State Court Judge Division B-8 (Vote for 1)

Precincts Reported: 191 of 191 (100.00%)

		Election Day	Advance Voting	Absentee by Mail	Provisional	Total	
Times Cast		56,878	34,215	3,142	43	94,278 / 503,384 18.73%	
Candidate	Party	Election Day	Advance Voting	Absentee by Mail	Provisional	Total	
Kiesha R. Storey (I)		45,461	28,145	2,423	32	76,061 100.00%	
Total Votes		45,461	28,145	2,423	32	76,061	
		Election Day	Advance Voting	Absentee by Mail	Provisional	Total	
Unresolved Write-In		138	60	8	0	206	

State Court Judge Division B-9 (Vote for 1)

Precincts Reported: 191 of 191 (100.00%)

		Election Day	Advance Voting	Absentee by Mail	Provisional	Total	
Times Cast		56,878	34,215	3,142	43	94,278 / 503,384 18.73%	
Candidate	Party	Election Day	Advance Voting	Absentee by Mail	Provisional	Total	
Brian K. Ross (I)		45,183	27,912	2,404	31	75,530	100.00%
Total Votes		45,183	27,912	2,404	31	75,530	
		Election Day	Advance Voting	Absentee by Mail	Provisional	Total	
Unresolved Write-In		155	74	7	0	236	

State Court Judge Division B-10 (Vote for 1)

Precincts Reported: 191 of 191 (100.00%)

		Election Day	Advance Voting	Absentee by Mail	Provisional	Total	
Times Cast		56,878	34,215	3,142	43	94,278 / 503,384 18.73%	
Candidate	Party	Election Day	Advance Voting	Absentee by Mail	Provisional	Total	
Charles E. Bailey (I)		45,413	28,124	2,409	31	75,977	100.00%
Total Votes		45,413	28,124	2,409	31	75,977	
		Election Day	Advance Voting	Absentee by Mail	Provisional	Total	
Unresolved Write-In		150	61	9	0	220	

State Court Judge Division B-11 (Vote for 1)

Precincts Reported: 191 of 191 (100.00%)

		Election Day	Advance Voting	Absentee by Mail	Provisional	Total	
Times Cast		56,878	34,215	3,142	43	94,278 / 503,384 18.73%	
Candidate	Party	Election Day	Advance Voting	Absentee by Mail	Provisional	Total	
Ronald B. Ramsey, Sr. (I)		45,318	28,062	2,420	31	75,831	100.00%
Total Votes		45,318	28,062	2,420	31	75,831	
		Election Day	Advance Voting	Absentee by Mail	Provisional	Total	
Unresolved Write-In		161	83	7	0	251	

Probate Court Judge (Vote for 1)

Precincts Reported: 191 of 191 (100.00%)

		Election Day	Advance Voting	Absentee by Mail	Provisional	Total	
Times Cast		56,878	34,215	3,142	43	94,278 / 503,384 18.73%	
Candidate	Party	Election Day	Advance Voting	Absentee by Mail	Provisional	Total	
Bedelia C. Hargrove (I)		45,371	28,050	2,327	31	75,779 100.00%	
Total Votes		45,371	28,050	2,327	31	75,779	
		Election Day	Advance Voting	Absentee by Mail	Provisional	Total	
Unresolved Write-In		144	83	27	0	254	

Board of Education - District 1 (Vote for 1)

Precincts Reported: 23 of 23 (100.00%)

		Election Day	Advance Voting	Absentee by Mail	Provisional	Total	
Times Cast		5,922	4,583	237	2	10,744 / 58,464 18.38%	
Candidate	Party	Election Day	Advance Voting	Absentee by Mail	Provisional	Total	
Austin McDonald		2,308	1,617	91	1	4,017 42.38%	
Andrew Ziffer		2,841	2,508	112	1	5,462 57.62%	
Total Votes		5,149	4,125	203	2	9,479	
		Election Day	Advance Voting	Absentee by Mail	Provisional	Total	
Unresolved Write-In		20	8	1	0	29	

Board of Education - District 3 (Vote for 1)

Precincts Reported: 32 of 32 (100.00%)

		Election Day	Advance Voting	Absentee by Mail	Provisional	Total	
Times Cast		7,585	5,116	575	5	13,281 / 74,313 17.87%	
Candidate	Party	Election Day	Advance Voting	Absentee by Mail	Provisional	Total	
Deirdre P. Pierce (I)		3,956	2,991	370	0	7,317 60.73%	
Deidra Wright		2,858	1,730	141	2	4,731 39.27%	
Total Votes		6,814	4,721	511	2	12,048	
		Election Day	Advance Voting	Absentee by Mail	Provisional	Total	
Unresolved Write-In		9	2	2	0	13	

Board of Education - District 5 (Vote for 1)

Precincts Reported: 25 of 25 (100.00%)

		Election Day	Advance Voting	Absentee by Mail	Provisional	Total	
Times Cast		7,613	6,430	391	5	14,439 / 70,657 20.44%	
Candidate	Party	Election Day	Advance Voting	Absentee by Mail	Provisional	Total	
Telessa Ammons		979	746	45	0	1,770 13.37%	
Manus B. Caldwell, Jr.		898	750	48	0	1,696 12.81%	
Tiffany Tate Hogan		2,965	2,605	143	1	5,714 43.15%	
Donna Priest-Brown		2,112	1,839	111	0	4,062 30.68%	
Total Votes		6,954	5,940	347	1	13,242	
		Election Day	Advance Voting	Absentee by Mail	Provisional	Total	
Unresolved Write-In		29	20	0	0	49	

Board of Education - District 7 (Vote for 1)

Precincts Reported: 25 of 25 (100.00%)

		Election Day	Advance Voting	Absentee by Mail	Provisional	Total	
Times Cast		4,985	3,607	305	4	8,901 / 61,680 14.43%	
Candidate	Party	Election Day	Advance Voting	Absentee by Mail	Provisional	Total	
Awet "Howard" Eyasu		4,275	3,125	256	1	7,657 100.00%	
Total Votes		4,275	3,125	256	1	7,657	
		Election Day	Advance Voting	Absentee by Mail	Provisional	Total	
Unresolved Write-In		49	15	2	0	66	

City of Atlanta Municipal Options Sales Tax Referendum (MOST) (Vote for 1)

Precincts Reported: 14 of 14 (100.00%)

		Election Day	Advance Voting	Absentee by Mail	Provisional	Total	
Times Cast		4,594	2,201	166	7	6,968 / 29,633 23.51%	
Candidate	Party	Election Day	Advance Voting	Absentee by Mail	Provisional	Total	
Yes		3,718	1,827	125	1	5,671 84.14%	
No		723	316	30	0	1,069 15.86%	
Total Votes		4,441	2,143	155	1	6,740	
		Election Day	Advance Voting	Absentee by Mail	Provisional	Total	
Unresolved Write-In		0	0	0	0	0	

Director's Report

May 28, 2024

Keisha L. Smith, MPA

Executive Director

Voter Registration and Elections (VRE)

Topic 1: General Operations Updates

- Registration Updates | April-May 2024
5/27/2024 - *Registered* 584,134 || *Active* 503,750 *Inactive* 80,384
- Election Activities

Notes:

Topic 2: Administrative/Finance Updates

- Personnel | Facilities
- Budget Activities and Report

Notes:

Topic 3: Stakeholder Engagement Updates

- Key Stakeholder Meetings | Activities
- General Communications

Notes:

**2024 General Primary/Nonpartisan Election
Runoff** 58

ADVANCE VOTING

**Locations & Drop Boxes
June 10 – June 14**



DeKalb County
G E O R G I A

*Advance Voting Dates for the General Primary/Nonpartisan Election **Runoff** are:
Monday – Friday (June 10 – June 14), 7 a.m. – 7 p.m.*

Berean Christian Church

2201 Young Road, Stone Mountain, GA 30088

Bessie Branham Recreation Center

2051 Delano Drive NE, Atlanta, GA 30317

Beulah Missionary Baptist Church

2340 Clifton Springs Road, Decatur, GA 30034

Clarkston Library

951 N. Indian Creek Drive, Clarkston, GA 30021

County Line–Ellenwood Library

4331 River Road, Ellenwood, GA 30294

DeKalb Voter Registration & Elections Office*

4380 Memorial Drive, Suite 500, Decatur, GA 30032

Dunwoody Library*

5339 Chamblee Dunwoody Road, Dunwoody, GA 30338

Emory University

1599 Clifton Road, Atlanta, GA 30322

Greater Piney Grove Baptist Church

1879 Glenwood Avenue SE, Atlanta, GA 30316

Hairston Crossing Library

4911 Redan Road, Stone Mountain, GA 30088

Lynwood Recreation Center*

3360 Osborne Road, NE Brookhaven, GA 30319

Neighborhood Church

1561 McLendon Avenue NE, Atlanta, GA 30307

New Bethel AMEC

8350 Rockbridge Road SW, Lithonia, GA 30058

New Life Community Alliance*

3592 Flat Shoals Road, Decatur, GA 30034

North DeKalb Senior Center

3393 Malone Drive, Chamblee, GA 30341

Salem-Panola Library

5137 Salem Road, Lithonia, GA 30038

Stonecrest (Former Sam's Club Building)*

2994 Turner Hill Road, Lithonia, GA 30038

Tucker–Reid H. Cofer Library*

5234 Lavista Road, Tucker, GA 30084

Wesley Chapel–William C. Brown Library

2861 Wesley Chapel Road, Decatur, GA 30034

During the designated Advance Voting period, registered voters can vote at any of DeKalb County's Advance Voting locations. For more information, visit dekalbvotes.com or call 404-298-4020.

*** = Drop Box Locations**

Fund 100 - GENERAL FUND	<-Choose Fund		Updated 5/13/2024			# Reg P/Rs Posted:	2	
Dept 02900 - REGISTRAR	<-Choose Dept		Apr-24			# Monthly P/Rs Posted:	1	
VRE BUDGET DEPARTMENTAL EXPENDITURE REPORT FOR JAN 1 , 2024 - APRIL 30, 2024							Reg Pay Periods YTD:	7.5
Values								
ObjCl: Object	Budget \$	Encumbrance \$	Actual \$	Funds Avail Bal	Exp/Enc%	Unexpended Bal	Exp %	
51 - 511101 - SALARIES	3,813,752	0	416,278	3,397,474	10.9%	3,397,474	10.9%	
511102 - SALARIES - PART TIME	0	0	1,097	-1,097	0.0%	-1,097	0.0%	
511199 - SALARIES - ADJUSTMENTS	73,365	0	0	73,365	0.0%	73,365	0.0%	
511200 - SALARIES - TEMPORARY	8,814,861	30,358	1,046,147	7,738,356	12.2%	7,768,714	11.9%	
511300 - SALARIES - OVERTIME	755,000	0	62,620	692,380	8.3%	692,380	8.3%	
512100 - COUNTY MATCH - GROUP INSURANCE	0	0	61,707	-61,707	0.0%	-61,707	0.0%	
512101 - COUNTY MATCH - GRP INS - REVER	0	0	-61,707	61,707	0.0%	61,707	0.0%	
512102 - COUNTY MATCH - GRP INS - ALLOC	399,000	0	133,000	266,000	33.3%	266,000	33.3%	
512200 - COUNTY MATCH - FICA	144,677	0	71,211	73,466	49.2%	73,466	49.2%	
512400 - COUNTY MATCH - PENSION	0	0	0	0	0.0%	0	0.0%	
512402 - 401(a) EMPLOYER CONTRIBUTION	51,793	0	11,456	40,337	22.1%	40,337	22.1%	
512700 - WORKERS COMPENSATION	51,871	0	17,291	34,580	33.3%	34,580	33.3%	
512904 - ALLOWANCE - AUTOMOBILE	10,000	0	2,500	7,500	25.0%	7,500	25.0%	
51 - Personal Services and Employee Benefits Total	14,114,319	30,358	1,761,601	12,322,360	12.7%	12,352,718	12.5%	
52 - 521101 - BOARD MEMBER SERVICES	12,000	400	3,200	8,400	30.0%	8,800	26.7%	
521104 - TEMPORARY PERSONNEL SERVICES	1,792,000	209,701	272,318	1,309,981	26.9%	1,519,682	15.2%	
521105 - SECURITY SERVICES	100,000	73,205	18,009	8,786	91.2%	81,991	18.0%	
521209 - OTHER PROFESSIONAL SERVICES	1,655,180	362,528	270,659	1,021,994	38.3%	1,384,521	16.4%	
522201 - MAINTENANCE & REPAIR SERVICES	67,924	35,359	0	32,565	52.1%	67,924	0.0%	
522311 - RENTAL OF REAL ESTATE	390,000	500	92,500	297,000	23.8%	297,500	23.7%	
522321 - RENTAL OF EQUIPMENT	64,000	0	865	63,135	1.4%	63,135	1.4%	
522322 - LEASE PURCHASE OF EQUIPMENT	70,004	0	8,236	61,768	11.8%	61,768	11.8%	
522329 - OTHER RENTALS	33,948	8,505	0	25,443	25.1%	33,948	0.0%	
523001 - OTHER SERVICES - NON PROFESSIO	0	112	1,812	-1,924	0.0%	-1,812	0.0%	
523201 - POSTAGE	192,996	47,171	489,501	-343,676	278.1%	-296,505	253.6%	
523202 - POSTAGE - CENTRAL SERVICES	27,552	0	-178,670	206,222	-648.5%	206,222	-648.5%	
523203 - TELEPHONE SERVICE	5,340	0	0	5,340	0.0%	5,340	0.0%	
523204 - TELEPHONE - LONG DISTANCE	2,308	0	138	2,171	6.0%	2,171	6.0%	
523206 - INTERNET SERVICES	5,640	0	0	5,640	0.0%	5,640	0.0%	
523207 - TELEPHONE - WIRELESS	236,944	0	37,197	199,747	15.7%	199,747	15.7%	
523301 - ADVERTISING SERVICES	3,980	175,841	226,811	-398,672	10116.9%	-222,831	5698.8%	
523401 - PRINTING SERVICES	25,488	8,679	17,458	-649	102.5%	8,030	68.5%	
523501 - MILEAGE - PERSONAL VEHICLE	3,100	0	0	3,100	0.0%	3,100	0.0%	
523504 - TRAVEL - ACCOMMODATIONS / HOTE	4,800	0	0	4,800	0.0%	4,800	0.0%	
523505 - TRAVEL - PER DIEM	5,000	0	0	5,000	0.0%	5,000	0.0%	
523601 - DUES	1,000	2,000	0	-1,000	200.0%	1,000	0.0%	
523701 - TRAINING & CONFERENCE FEES - E	39,000	360	2,000	36,640	6.1%	37,000	5.1%	
523702 - TRAINING & CONFERENCE FEES - I	552	0	224	328	40.6%	328	40.6%	
523906 - ELECTION EXPENSES	100,755	22,551	-1,959,756	2,037,960	-1922.7%	2,060,511	-1945.1%	
52 - Purchased / Contracted Services Total	4,839,511	946,911	-697,499	4,590,099	5.2%	5,537,010	-14.4%	
53 - 531101 - OPERATING SUPPLIES	981,001	154,361	275,720	550,920	43.8%	705,281	28.1%	
531199 - FREIGHT	2,000	0	0	2,000	0.0%	2,000	0.0%	

60

Fund 100 - GENERAL FUND	<-Choose Fund		Updated 5/13/2024			# Reg P/Rs Posted:	2
Dept 02900 - REGISTRAR	<-Choose Dept		Apr-24			# Monthly P/Rs Posted:	1
			Main			Reg Pay Periods YTD:	7.5
Values							
ObjCl: Object	Budget \$	Encumbrance \$	Actual \$	Funds Avail Bal	Exp/Enc%	Unexpended Bal	Exp %
53 - Supplies Total	983,001	154,361	275,720	552,920	43.8%	707,281	28.0%
54 - 542201 - COMPUTER EQUIPMENT	92,204	21,298	2,324	68,582	25.6%	89,880	2.5%
542202 - COMPUTER SOFTWARE and TECHNOLO	210,000	93	1,446	208,461	0.7%	208,554	0.7%
542309 - OTHER EQUIPMENT > \$5,000	100,038	0	0	100,038	0.0%	100,038	0.0%
54 - Capital Outlays Total	402,242	21,390	3,770	377,081	6.3%	398,472	0.9%
55 - 551104 - VEHICLE MAINTENANCE CHARGE	4,133	0	0	4,133	0.0%	4,133	0.0%
551105 - VEHICLE REPLACEMENT CHARGE	3,048	0	1,016	2,032	33.3%	2,032	33.3%
551107 - VEHICLE INSURANCE CHARGE	500	0	168	332	33.6%	332	33.6%
551141 - VEHICLE MAINT - FUEL	0	0	3,030	-3,030	0.0%	-3,030	0.0%
551142 - VEHICLE MAINT - PREV MAINT	0	0	640	-640	0.0%	-640	0.0%
551143 - VEHICLE MAINT - REPAIRS	0	0	665	-665	0.0%	-665	0.0%
551144 - VEHICLE MAINT - OVERHEAD	2,095	0	700	1,395	33.4%	1,395	33.4%
55 - Interfund / Interdepartmental Charges Total	9,776	0	6,219	3,557	63.6%	3,557	63.6%
70 - 707009 - COUNTY PENSION ALLOCATION	243,545	0	81,181	162,364	33.3%	162,364	33.3%
70 - Retirement Services Total	243,545	0	81,181	162,364	33.3%	162,364	33.3%
Grand Total	20,592,394	1,153,020	1,430,993	18,008,381	12.5%	19,161,401	6.9%



BOARD OF REGISTRATION AND ELECTIONS

2024 MEETING SCHEDULE

Regular meetings are held on the second Thursday of each month at 4:30 PM (subject to change in months with elections.)

Meetings are streamed on DCTV's UStream channel: <https://video.ibm.com/channel/xUJgKs6n2VW>

Thursday, January 11	Scheduled Meeting - 4:30 PM
Thursday, February 8	Scheduled Meeting - 4:30 PM
Monday, March 18 **	Scheduled Meeting – 12:00 PM
Thursday, April 11	Scheduled Meeting - 4:30 PM
Tuesday, May 28	Scheduled Meeting – 12:00 PM
Monday, June 24 **	Scheduled Meeting – 12:00 PM
Thursday, July 11	Scheduled Meeting - 4:30 PM
Thursday, August 8	Scheduled Meeting - 4:30 PM
Thursday, September 12	Scheduled Meeting - 4:30 PM
Thursday, October 10	Scheduled Meeting - 4:30 PM
Tuesday, November 12 **	Scheduled Meeting – 12:00 PM
Monday, December 9 **	Scheduled Meeting – 12:00 PM

**** Date Changed due to election**