



Capital Improvement Projects Status Report

Department of Watershed Management

October 20, 2015



Department of Watershed Management

Scott Towler
Director

Interim Chief
Executive Officer

Lee May

Board of
Commissioners

District 1
Nancy Jester

District 2
Jeff Rader

District 3
Larry Johnson

District 4
Sharon Barnes Sutton

District 5
Mereda Davis Johnson

District 6
Kathie Gannon

District 7
Stan Watson

October 20, 2015

Status of Capital Improvement Projects

This report presents information that summarizes the status of the Capital Improvement Projects (CIP) that was adopted as a plan in December 2010 by the Board of Commissioners.

This report contains the following parts:

- **Progress Photos** - Photos of some of the active projects are presented and described. The projects presented are as follows:
 - CIP Line Item #25 – Candler Road Water Main
 - CIP Line Item #47 – Pepperwood Lift Station Improvements Project
 - CIP Line Item #47 – Royal Atlanta 1 Lift Station Improvements Project
 - CIP Line Item #47 – Perimeter Park Lift Station Improvements Project
 - CIP Line Item # 52 – Snapfinger AWTP, Phase 2
 - CIP Line Item #63 – Stonecrest Sewer Upgrade Project
 - CIP Line Item #82 – Superior Avenue Water Main Project
 - CIP Line Item #82 – Mt. Vernon Road Waterline Replacement Project
 - CIP Line Item #82 – Eastland Road Waterline Replacement Project
 - CIP Line Item #82 – Elam Road Waterline Replacement Project
 - CIP Line Item #82 – Flakes Mill Road Waterline Replacement Project
- **Summary Charts** – The following charts show a summary of project budget and cash flow information. The charts included are the following:
 - CIP Jobs – Charts providing data related to jobs.
 - CIP LSBE Participation – Charts providing data related to LSBE participation for the CIP.
 - Assignment Status – The pie chart shows the proportion of the CIP cost currently assigned to various groups:
 - Completed Prior to 2012 – Projects completed prior to 2012.
 - Complete – Projects completed since 2012
 - Consent Decree PM – Projects that will be managed directly by the Consent Decree Program Manager.

- CIP PM - Projects that will be managed directly by the CIP Program Manager.
 - DeKalb Watershed Management - Projects that will be managed directly by the DeKalb Watershed Management.
 - No Design or Construction – This grouping is for projects (line items) that do not require any design or construction and will be managed directly by DWM.
 - Cash Flow – The bar chart shows the forecasted cash flow for the currently planned CIP.
 - CIP Expenditures – This pie chart shows the amount of expenditures to date for the CIP and the remaining budget.
- **Budget Report** – The report presents the budget for the projects (line items) in the CIP in a tabular format. They are grouped by the major types of projects listed below, with information presented for the CIP line items in the following columns:
 - CIP # – Each project number represents one of the original line items in the 2010 CIP plan. The last row, before the totals at the end, is the current reserve that equals the original 2010 budget minus the current updated budget. This amount is funding that is available to be reallocated.
 - Description – The title of each line item in the original 2010 budget.
 - Assignment Status – The pie chart shows the proportion of the CIP cost currently assigned to the following groups:
 - Completed Prior to 2012 – Projects completed prior to 2012.
 - Complete – Projects completed since 2012
 - Consent Decree PM – Projects that will be managed directly by the Consent Decree Program Manager.
 - CIP PM - Projects that will be managed directly by the CIP Program Manager.
 - DeKalb Watershed Management - Projects that will be managed directly by the DeKalb Watershed Management.
 - No Design or Construction – This grouping is for projects (line items) that do not require any design or construction and will be managed directly by DWM.
 - Status – A summary of significant milestones and information on projects currently funded under the CIP #.
 - Significant Highlight – A description of a significant event or significant information.
 - Original Budget Total – This is the original CIP budget for each line item that was in the plan adopted by the Board of Commissioners in December 2010.

- Updated 2014 Budget Total – This is the current estimated budget for each line item.
- **Cash Flow Report** – This report presents forecasted cost for each line item.
 - CIP # – Each project number represents one of the original line items in the 2010 CIP plan.
 - Description – The title of each line item in the original 2010 budget.
 - Updated 2014 Budget Total – This is the current estimated budget for each line item.
 - Cost per Year – These columns show the estimated budget for each line item from 2012 to 2018 and prior to 2012.
- **Expenditures** – This report presents the expenditures by each line item and the remaining budget.
- **90-day Look Ahead** – This report presents task on projects that are active in the next 90 days. (Only consent decree related projects)
- **Project Health** – This report presents the status of cost and schedule for active projects. (Only consent decree related projects)
- **Key Project Activities** – This report presents key projects activities that address critical requirements of the CIP and Consent Decree.

Line Item #25 - Candler Road Water Main

The contractor completed tie-ins along the 12-inch water line from McAfee Road to Daws Avenue. In addition, concrete crews continue with installation of curbing, stamped concrete, and sidewalk. Concrete driveways were also removed and replaced. Work primarily occurred between Hillside Drive and Daws Avenue, but included a small sections of sidewalk or red stamped concrete installation scattered along the project between I-20 and Daws Avenue. The contractor also completed paving from Memorial Drive to McAfee, as well as watered planted trees and shrubs on a regular basis.

Top photo: Section of milled road between Memorial Drive and McAfee Road prior to paving.

Bottom photo: Contractor completing tie-ins along the 12-inch water line .



Line Item #47 – Pepperwood Lift Station Improvements Project

No work has been performed under this contract. The project is pending relocation of contractor crews and delivery of equipment. Although, trees were cut from the property line and a temporary fence was installed during this reporting period.

Photo: Trees along the temporary chain link fence were removed.



Line Item #47 – Royal Atlanta I Lift Station Improvements Project

The contractor installed bypass pumps and removed the existing lift station, generator and wetwell. The contractor also completed installation of the new wetwell, lift station, forcemain piping, and Thompson bypass pump during this period. Georgia Power ran new wire at the site and set 480 volt transformers.



Top photo: Shoring system for wetwell excavation, demolition, and installation.

Bottom photo: Housekeeping pads installed at lift station, bypass pump, and electrical panel.



Line Item #47 – Perimeter Park Lift Station Improvements Project

The contractor has performed no work under this contract during this reporting period. The contractor will be relocated crew to the project site during the month of October and will install bypass pumps, remove the existing Smith and Loveless pumps, drain and clean the wetwell, coat the wetwell, make modifications to the forcemain and set the new Smith and Loveless pumps.

Photo: Installation of outside drop manhole at Honey Creek Pump Station



Line item # 52 – Snapfinger AWTP, Phase 2 Construction

The contractor was issued a Notice to Proceed during the month of August and a Kick-Off meeting was held on August 27. During this reporting period the contractor has initiated grading activities at the project site and a job fair was held for residents interested in employment opportunities on the project.



Top photo: Residents attending job fair

Bottom photo: Job Fair Signage (Multi-Cultural Outreach was implemented in attracting job seekers)



Line Item #63 – Stonecrest Sewer Upgrade Project

By-pass pumping moved upstream between Honey Creek Court and Hayden Quarry Drive during this reporting period. The Contractor also completed installation and joint testing of the 42-inch sewer from Honey Creek Pump Station to Old Hayden Quarry Road for a total of 4,586 linear feet. The contractor installed and joint tested 1,520 linear feet of the 36-inch sewer. Eight large diameter manholes were also installed and vacuumed with the existing manholes being removed and the concrete pipe hauled off site. The easement between I-20 and Old Covington Highway along the Meadows Community was cleared during this reporting period and the contractor drilled for rock north of I-20. The removal of a flow meter from an existing manhole along the Meadows property line was coordinated, and Rockdale County officials were notified of land disturbance activities in the County.

Top photo: Installation of 42-inch Ductile Iron Pipe

Bottom photo: Trench excavation through blasted rock



Line Item #82 – Superior Avenue Water Main Project

The contractor completed installation of approximately 1400 linear feet of 12-inch ductile iron pipe from Park Lane to N Superior Avenue during this reporting period. The replacement of approximately 3,000 linear feet of 12-inch ductile iron pipe and asphalt paving on Superior Avenue from Park Lane to Huron Street was initiated in July 2015.



Top photo: #57 stone overlaying 12-inch watermain pipe

Bottom photo: Open cut after trench cut (and after critical plants – azalea bushes).



**Line Item #82 – Mt. Vernon Road
Waterline Replacement**

The contractor began construction on the 16-inch watermain at the new design location and installed a segment of the 16-inch watermain along with the accompanying service lines and hydrants completing 1100 linear feet to date.



Top photo: Prepping pipe for valve insert

Bottom photo: Installation of 16-inch valve



Line item #82 – Eastland Road Waterline Replacement Project

The contractor continues to lay pipe along Eastland Road from Ripplewater Road toward Mooreland Avenue. The contractor is also installing sidewalk from Bouldercrest to Young Drive. All water from Bouldercrest Road to Custer is in service and water meters are on the new pipe. Paving from Custer to Bouldercrest is completed.



Top photo: Pouring concrete trench cap.

Bottom photo: GAB at subgrade ready to install road plates.



Line item #82 – Elam Road Waterline Replacement Project

The contractor has achieved “Substantial Completion” as of August 14, 2015. A tentative punch list was submitted and work on this has begun. The project is close to completion with only a few items still outstanding.



Top photo: Asphalt being placed at Rowland Road and Elam Road intersection

Bottom photo: Asphalt placement at the culvert crossing




Line item #82 – Flakes Mill Road Waterline Replacement Project

The contractor has been deep patching the south bound lane of Flakes Mill Road in preparation of paving activities. The contractor has also completed installation of wheel chair ramps. Attempts to abandon 6-inch line between Flat Shoals Parkway and Kingsbrook Blvd were suspended during this period because of uncertainty associated with values located at Flakes Shoals Parkway, Kinsbrook Blvd, and Harvest Drive. The contractor expects the issue will be resolved when the north bound lane is deep patched during the month of November.

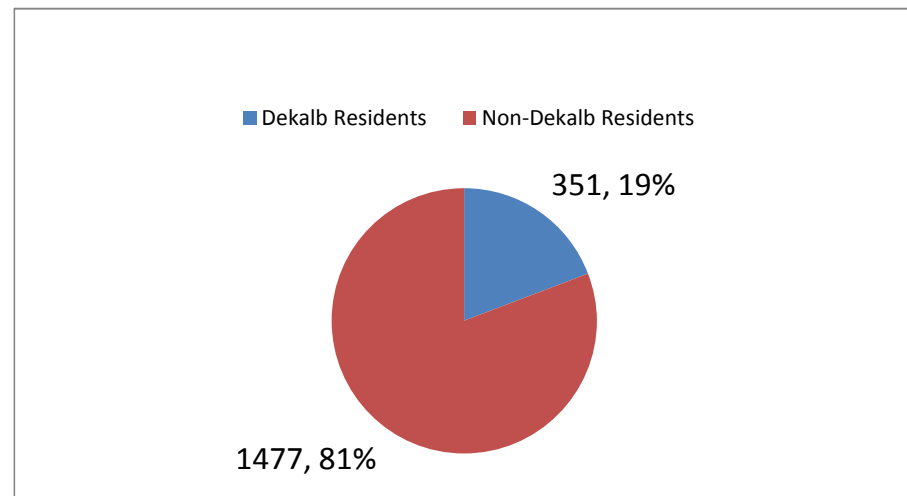
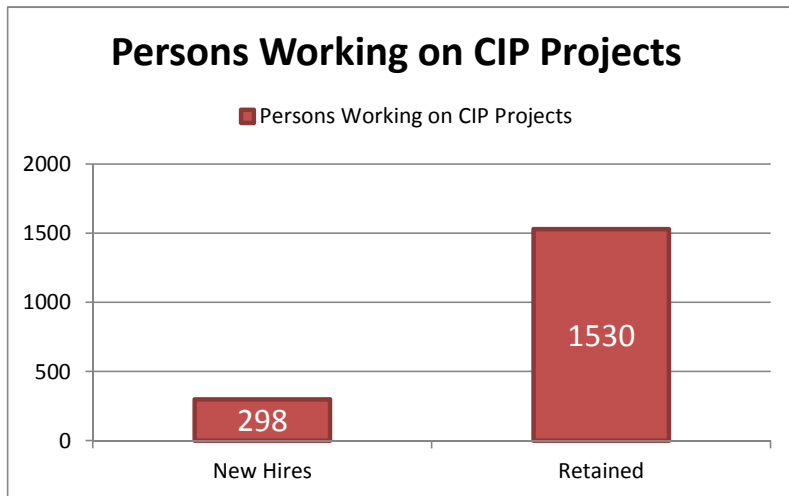
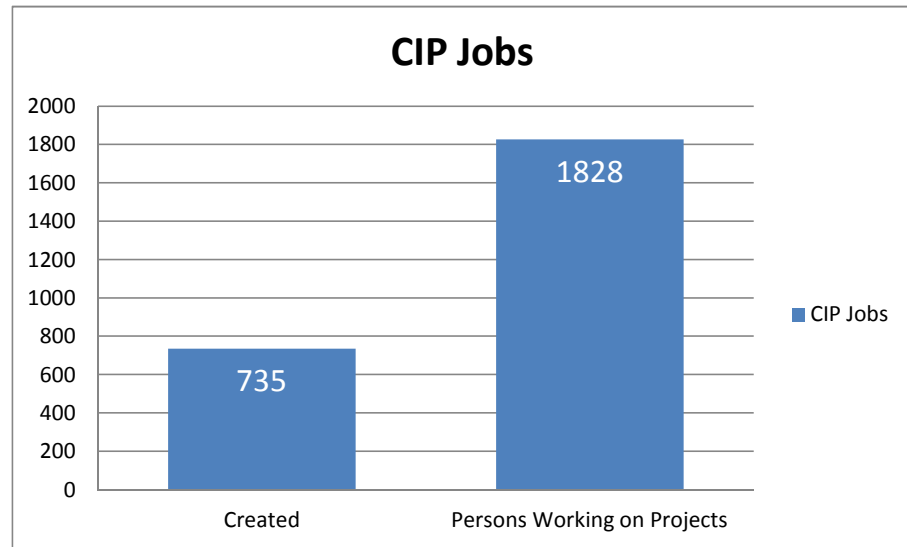
Top photo: Concrete pour for wheel chair ramp

Bottom photo: Saw cutting for deep patching



CIP JOBS

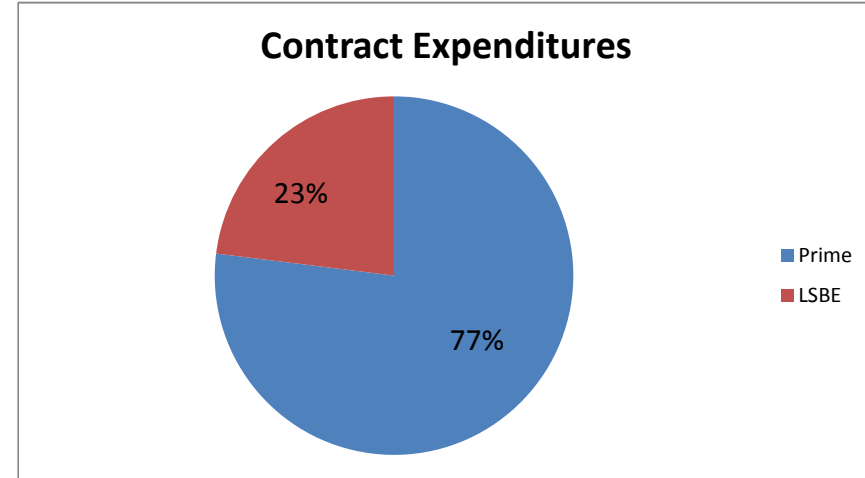
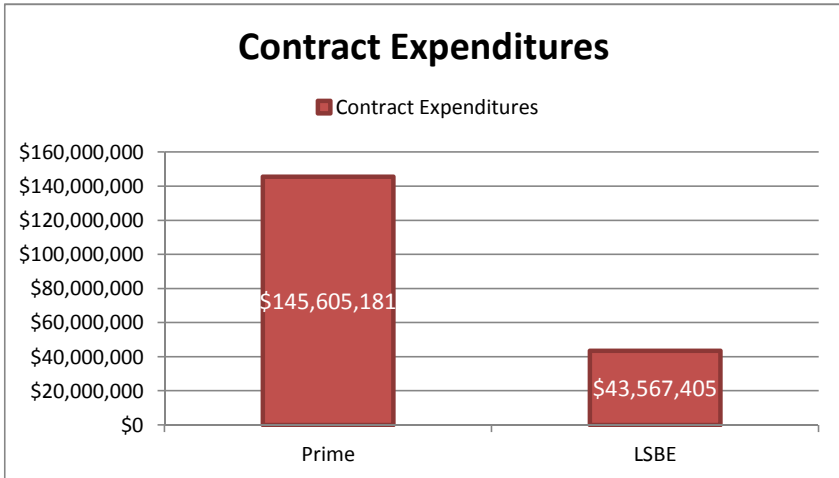
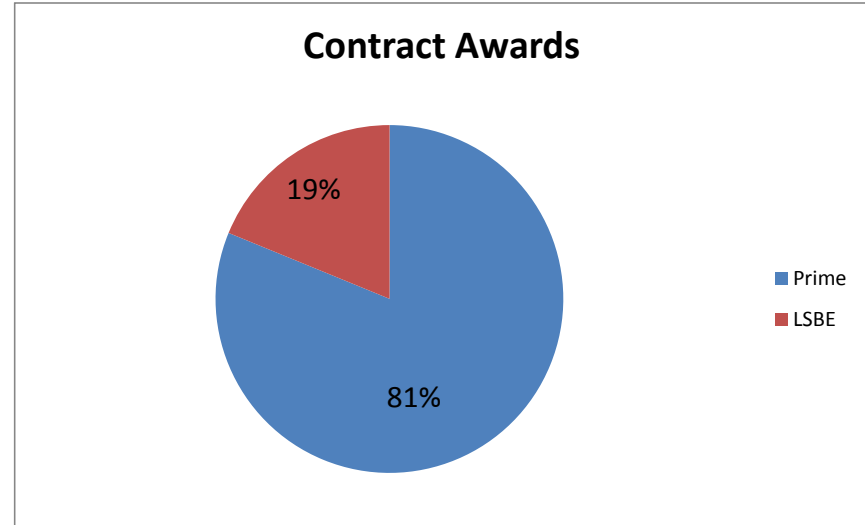
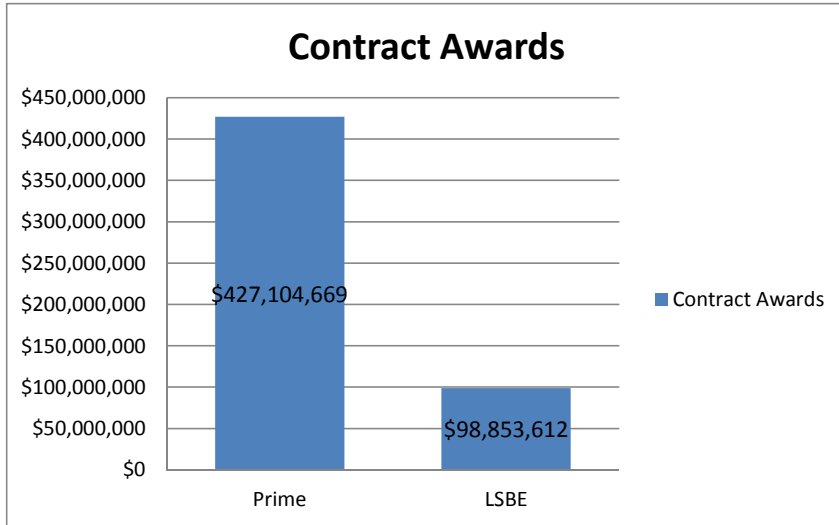
January 2012 - August 31, 2015

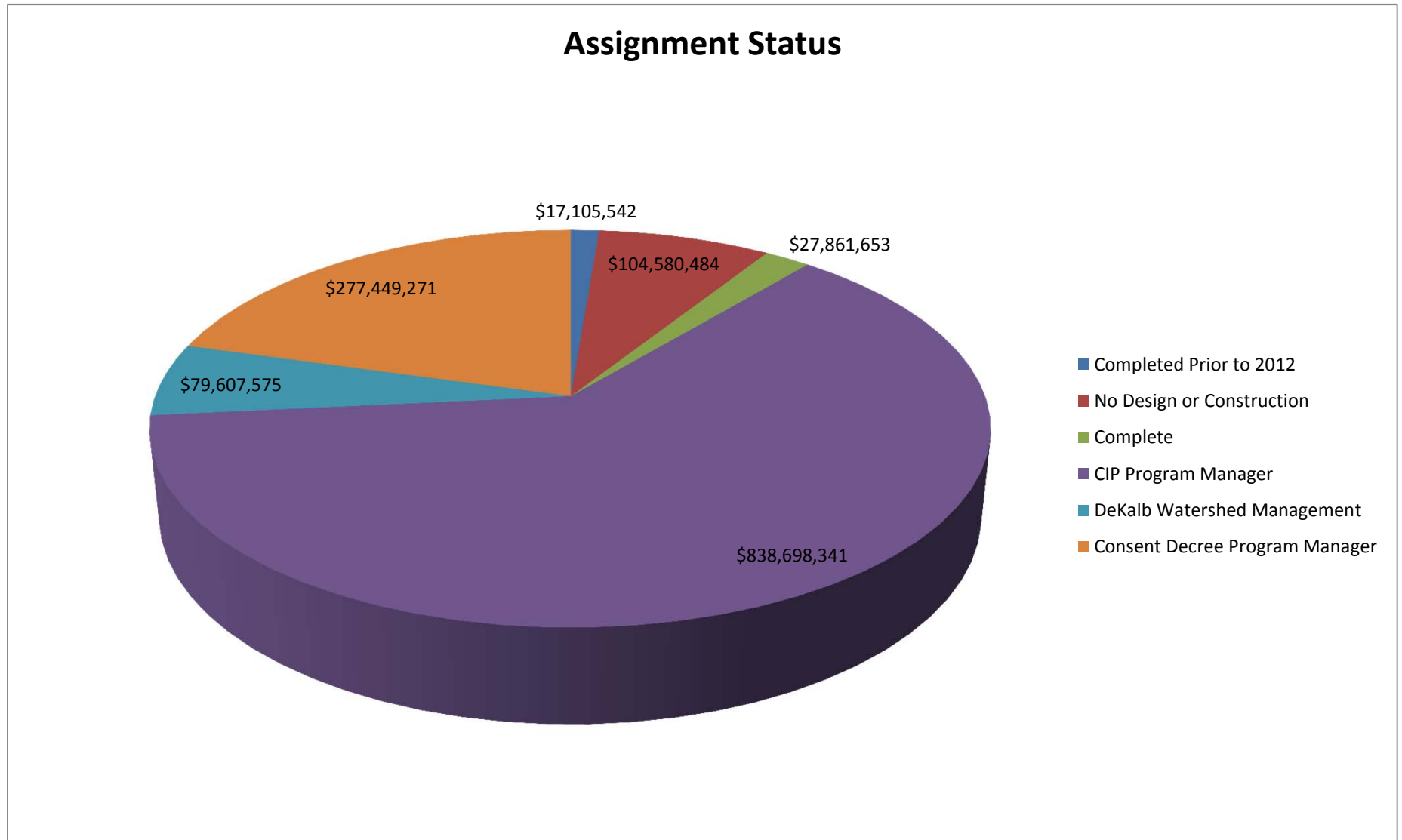


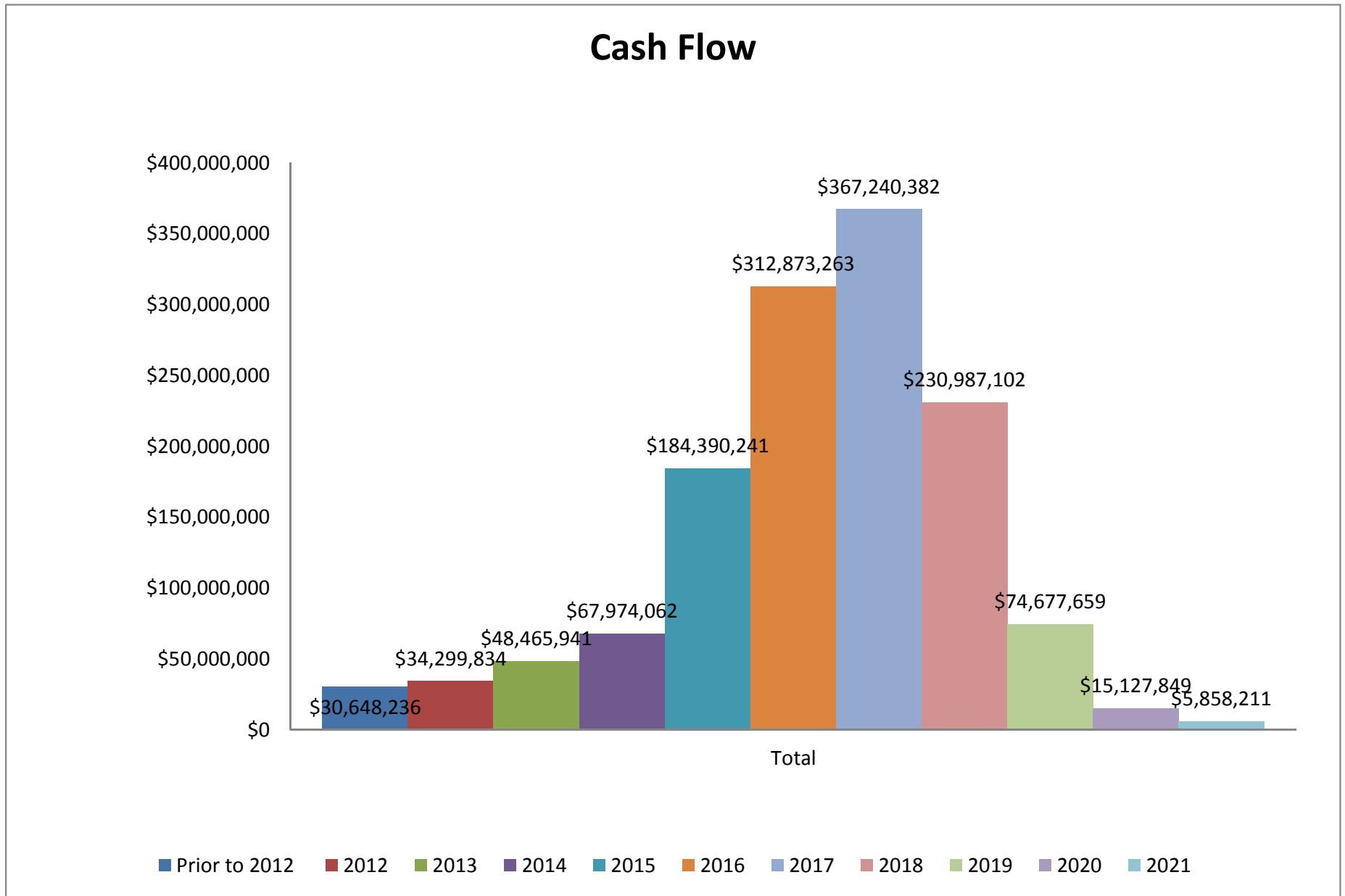
Persons Working on Project: Any person employed on a CIP project for any amount of time.
Created: Any employee charging 100% of effort on a CIP project for a minimum of three months continuously.
New Hire: A new position created expressly for a CIP project.
Retained: An existing position that is now funded by a CIP project.

CIP LSBE

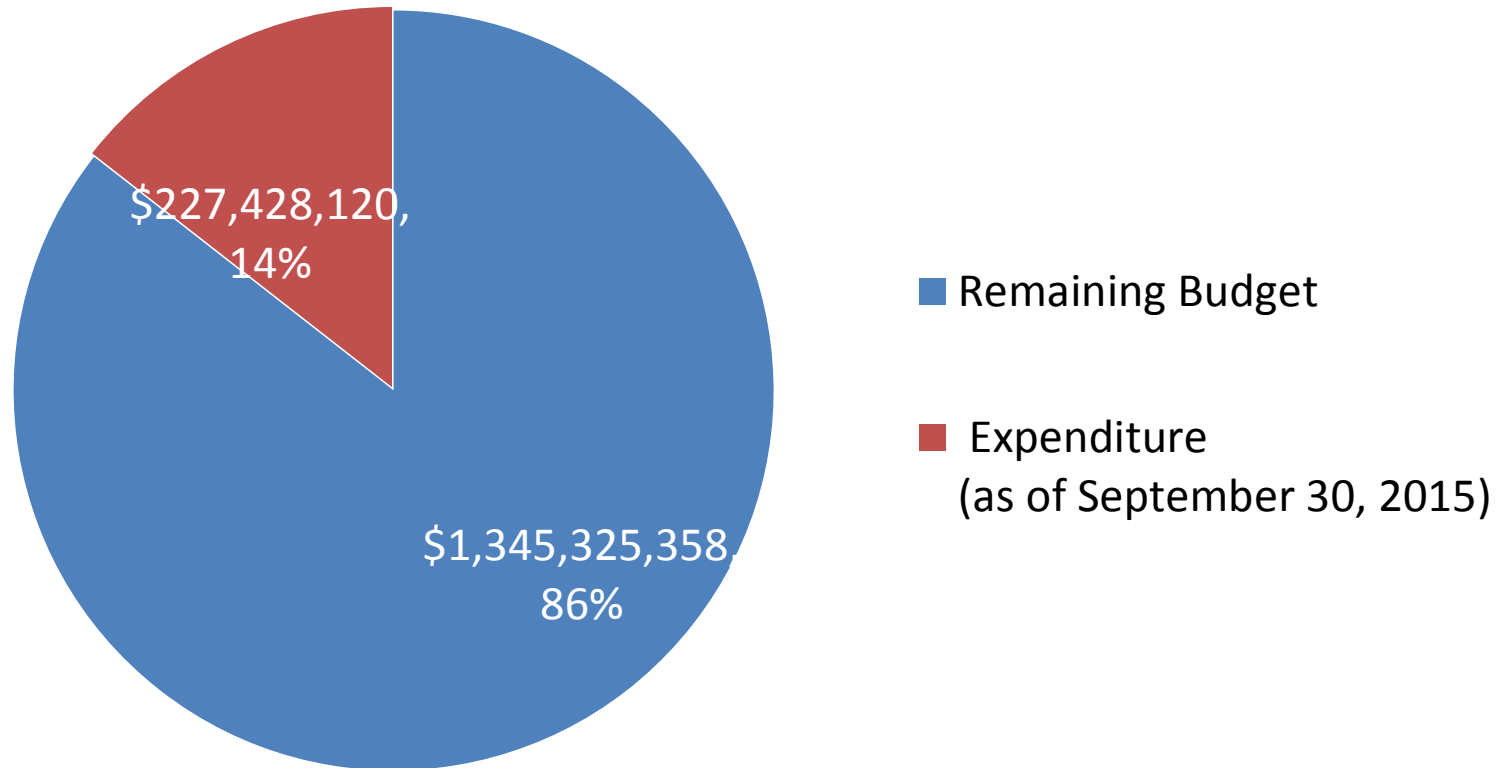
January 2012 - August 31, 2015







CIP Expenditures



CIP #	Description	Assignment Status	Status	Significant Highlight	Original Budget Total	Updated 2014 Budget Total
01	Hypochlorite Generation	Complete	Complete - in warranty period.	Substantial Completion January 12, 2015	\$3,000,000	\$4,091,898
02	Henderson Booster Pumping Station	Completed Prior to 2012	Complete	Completed 2011 by DWM staff.	\$87,000	\$19,681
03	Tucker Ground Storage Repump Station	Completed Prior to 2012	Complete	Completed 2011 by DWM staff.	\$90,000	\$29,097
04	Midvale Booster Pumping Station				\$80,000	\$22,492
05	Spare Bowls for Transfer Pumps	Completed Prior to 2012	Complete	Completed 2011 by DWM staff.	\$200,000	\$55,100
06	Water Tank Painting	CIP Program Manager	ITB for Dunwoody Tank Painting scheduled to bid in December 2015.	McAfee - completed 2011. Clairmont and Tucker Tanks - Contracts completed in 2012. Tucker Elevated tank completed in 1st quarter 2014. Other Tanks - Scheduled 2013 thru 2016.	\$4,500,000	\$10,710,941
07	Cathodic Protection Survey and Design	Removed	Removed from CIP program.	(blank)	\$500,000	
08	Cathodic Protection for Water Tanks	Removed	Removed from CIP program.	(blank)	\$1,400,000	
09	North Shallowford Road Booster Pumping Station Upgrade	Complete	Complete.	Project completed in July 2014. Ribbon cutting ceremony was September 4, 2014.	\$2,100,000	\$3,658,556
10	Tilly Mill Booster Pumping Station Upgrade	Complete	Complete.	Project completed in July 2014. Ribbon cutting ceremony was September 4, 2014.	\$1,800,000	\$1,716,989
11	North DeKalb County Pipe Replacement	CIP Program Manager	Will be implemented following water modeling (Line 46B) -- 2015 thru 2018.	(blank)	\$4,000,000	\$1,500,000
12	Water Reuse Projects Planning and Design	CIP Program Manager	Flow Projections 2013; Planning 2015-2016; Design 2017-2018.	(blank)	\$6,350,000	\$6,350,000
13	Water Reuse Projects Implementation	DeKalb Watershed Management	Construction 2018-2020	(blank)	\$29,815,000	
14	Water Meter Installation	DeKalb Watershed Management	On-going work performed by DWM and supported with annual contracts -- new water meters -- Scheduled 2012-2020.	New contract 15-902951 with MM&E started in April 2015 and scheduled to be completed in April 2016.	\$7,000,000	\$7,000,000
15	Water Service Line Renewal - Annual	DeKalb Watershed Management	On-going work performed by DWM and supported with annual contracts -- water service line renewal -- Scheduled 2015-2021.	(blank)	\$2,500,000	\$2,500,000
16	Water Meter Replacement	DeKalb Watershed Management	On-going work performed by DWM and supported with annual contracts -- water meter replacement -- Scheduled 2013-2021.	(blank)	\$7,500,000	\$7,500,000

CIP #	Description	Assignment Status	Status	Significant Highlight	Original Budget Total	Updated 2014 Budget Total
17	Vulnerability Assessment Study - Water	CIP Program Manager	Scheduled 2017	(blank)	\$100,000	\$100,000
18	Water System Security Design and Implementation	CIP Program Manager	Scheduled 2016 thru 2018 --As needs are identified	(blank)	\$7,500,000	\$3,075,000
19	Annual Water Construction Contract	Removed	Transferred to Line 82 (AC Water Line Replacement).	(blank)	\$16,928,000	
20	Subdivisions & Water Main Extensions	DeKalb Watershed Management	On-going work performed by DWM and supported with annual contracts -- water line extensions -- Scheduled 2015-2020.	(blank)	\$613,600	\$283,600
21	Fireline Installation Contract	DeKalb Watershed Management	On-going work performed by DWM and supported with annual contracts -- fire line extensions -- Scheduled 2015-2020.	(blank)	\$581,000	\$581,000
22	Program Overhead / Consultant Services	No Design or Construction	Multiple contracts including program management contracts -- Scheduled 2012-2018.	Consent Decree Program Managers began working on April 14, 2014. Contract is through April 13, 2018. CIP Program Managers began working August 2015.	\$20,000,000	\$72,630,851
23	County Main Renewal, County Forces	Removed	Transferred to Line 82 (AC Water Line Replacement)	(blank)	\$15,884,000	
24	Replace Scott Blvd. Water Main	CIP Program Manager	Phase 1- NTP issued on 11/21/14 Construction 2016 to 2017. Phase 2 - Design 2014; Construction 2017 to 2018. Phase 3 - Design 2013 to 2014; Construction 2016 to 2017.	Phase 1 - Contract has been awarded to SD&C. NTP held on 11/21/14. Awaiting notice of cancellation of contract from contractor.	\$10,500,000	\$17,613,748
25	Replace Candler Road Water Main	DeKalb Watershed Management	Design completed 2011. Bid 4th Quarter 2012 w/GDOT Project; Construction 2013 to 1st quarter 2015. Project was issued a stop work order in July 2015. Resume work order was issued to contractor on October 16, 2014. Construction through Fall 2015.	Substantial completion is September 2015. Paving activities in progress.	\$15,000,000	\$7,161,275
26	Replace Glendale 24-inch PCP Water Main	CIP Program Manager	Design completed 2011.	Design is complete and awaiting advertisement and the procurement of construction management services.	\$14,000,000	\$20,187,223
27	Demolish Old Chatt. River Intake and Pumping Station	Complete	Complete - in warranty period.	Project completed in August 2014.	\$5,000,000	\$1,632,013
28	Raw Water Transmission Line	Completed Prior to 2012	Complete	Construction Completed Dec 2011.	\$16,000,000	\$15,631,450

CIP #	Description	Assignment Status	Status	Significant Highlight	Original Budget Total	Updated 2014 Budget Total
29	Additional Clear Wells & Pumping Stations	CIP Program Manager	High Service Pumps - Pumps purchased (2011); Constr underway, completion Dec 2012. Clearwells - Design Scheduled 2013; Construction Scheduled 2015-2017	Scott Candler WTP Clearwell and PS Improvement Project is currently in design concept. Scott Candler Electrical Building #2 NTP issued 11/18/14 - construction through 2015. Scott Candler Concrete Repair NTP issued 11/12/14 - construction through 2016.	\$35,700,000	\$60,722,548
30	Replace Steel Drive Booster Station	Removed	Project deleted -- existing pumps refurbished by DWM staff.	(blank)	\$2,600,000	
31	Water Resources Management Plan	CIP Program Manager	Water/Wastewater Master Planning -- Scheduled 2015 thru 2017.	(blank)	\$3,000,000	\$3,000,000
32	Vulnerability Assessment Study - Sewer	Removed	Project deleted	(blank)	\$200,000	
33	WW System Security Design & Installation	CIP Program Manager	Design and Construction scheduled 2014-2015.	(blank)	\$2,000,000	\$2,000,000
34	Manhole Raising Contract	DeKalb Watershed Management	On-going work performed by DWM and supported with annual contracts -- Scheduled 2013-2019.	Contract 963710 NTP was issued on August 12, 2015. Contract is 1 year with the option to renew up to 2 additional years.	\$12,500,000	\$10,772,688
35	Lift Station Radio Upgrade	Completed Prior to 2012	Completed 2011	(blank)	\$750,000	\$560,214
36	W/S Relocation Adjust for Roadway Projects	CIP Program Manager	Multiple Contracts -- Scheduled 2013-2020. Tilly Mill Road - Dunwoody Intersection Improvements scheduled for summer 2015.	Tilly Mill Road Dunwoody Intersection Improvements has bid. Currently in the process of requesting the BOC to approve the funding through an intergovernmental agreement.	\$25,000,000	\$10,264,550
37	Pipe Bursting	Consent Decree Program Manager	Multiple Projects -- Embry & Emory Circle completed (\$3.1M); Upcoming project - Superior Avenue Sanitary Sewer August 2015.	(blank)	\$65,000,000	\$65,576,035
38	Manhole Rehabilitation	Consent Decree Program Manager	Multiple Contracts -- Scheduled 2012 thru 2018. Contract 831510 with MM&E proposed extension through May 31, 2015.	The CO was approved for an additional \$3M. Work completed May 31, 2015.	\$38,000,000	\$27,803,532
39	Pipecams Purchase	Completed Prior to 2012	Completed 2011	(blank)	\$100,000	\$60,000
40	Smoke Testing	Consent Decree Program Manager	Multiple Contracts -- Scheduled 2015 thru 2018	Assessment Contracts for PASARP Groups bids received. Currently waiting on award of contracts.	\$14,000,000	\$11,000,000
41	Service Lateral Maintenance and Rehab	Consent Decree Program Manager	Multiple Contracts -- Scheduled 2015 thru 2018	(blank)	\$20,000,000	\$15,750,000

CIP #	Description	Assignment Status	Status	Significant Highlight	Original Budget Total	Updated 2014 Budget Total
42	Closed-Circuit TV (CCTV) Inspection	Consent Decree Program Manager	Multiple 2013 thru 2018; Proposed extensions on CCTV and sewer cleaning contracts through May 31, 2015.	Annual Contract issued \$800,000 for 2 contracts. Change orders in the amount of \$3.1 million have been issued for additional work through May 31, 2015. Contract for General Areas - Sonar Inspection currently active.	\$60,000,000	\$49,416,611
43	Flow Monitoring	Consent Decree Program Manager	Multiple Contracts -- Scheduled 2012 thru 2018	New contract start February 2015 and expires in February 2016.	\$17,500,000	\$13,462,500
44	Relining	Consent Decree Program Manager	Multiple Contracts -- Scheduled 2012 thru 2018	After assessment work is complete, rehab contracts will follow.	\$64,500,000	\$46,650,000
45	Vegetation Clearing	CIP Program Manager	Multiple Contracts -- Scheduled 2014 thru 2018	(blank)	\$23,500,000	\$9,400,000
46A	Water & Wastewater Hydraulic Modeling Implementation (Wastewater)	Consent Decree Program Manager	Scheduled 2013 thru 2019	Wastewater Hydraulic scope included in the Consent Decree Program Managers contract. Contract is from April 14, 2014 through April 13, 2018. Water hydraulic modeling included in CIP Program Managers contract.	\$9,000,000	\$7,371,321
46B	Water & Wastewater Hydraulic Modeling Implementation (Water)	CIP Program Manager	RFP 4th Quarter 2012; Work scheduled 2013-2017	(blank)	\$9,000,000	\$9,790,440
47	Lift Station Upgrade/Rehab.	Consent Decree Program Manager	Department recommended award of contracts for Columbia LS and Scarbrough LS. Currently awaiting approval.	Mountain Industrial - completed. Scarbrough currently in construction. Currently waiting on BOC approval of Columbia Drive. Hammer Mill 3 will be done internally.	\$11,000,000	\$19,419,272
48	Sewer Mapping & Manhole Inspection Study	Consent Decree Program Manager	Scheduled 2013-2016.	1 year extension approved on current 3 mapping contracts. New manhole assessment contract with Metals, Materials Engineers currently active.	\$20,000,000	\$21,000,000
49	City of Atlanta - WW Svcs/Clean Water Atlanta CIP	CIP Program Manager	DeKalb share of jointly funded COA capital projects -- 2013 thru 2018	BOC approved \$41 million in payments for City of Atlanta capital projects in March 2015.	\$90,955,000	\$84,686,757
50	City of Atlanta Renewal and Extension Expenditures	No Design or Construction	DeKalb share of jointly funded COA capital projects -- 2013 thru 2018	(blank)	\$5,050,000	\$7,949,633
51	Snapfinger WWTP Expansion Const. Management	Removed	Transferred to Line 52.	(blank)	\$3,493,000	\$0
52A	Snapfinger WWTP Expansion Construction (Phase 1)	Complete	Complete	Phase 1 - is complete.	\$0	\$10,242,190
52B	Snapfinger WWTP Expansion Construction (Phase 2)	CIP Program Manager	Contract has been awarded. NTP scheduled for August 26, 2015.	Pre-bid Conference set for January 29, 2015 and bid opening March 19, 2015.	\$275,000,000	\$300,731,111

CIP #	Description	Assignment Status	Status	Significant Highlight	Original Budget Total	Updated 2014 Budget Total
52C	Snapfinger WWTP Expansion Construction (Phase3)	CIP Program Manager	Phase 3 -- Demolition / Treatment - Additional design scheduled 2014 - 2015. Construction scheduled 2016-2018.	(blank)	\$100,000,000	\$8,000,000
53	Pole Bridge WWTP Expansion - Const. Management	Removed	Transferred to Line 54	(blank)	\$4,196,758	
54	Pole Bridge WWTP Expansion - Construction	CIP Program Manager	A. Aeration Basin Repairs - Construction 2012, \$310,000. B. Electrical Repairs Phase 1 - Bids Aug 2012; Awarded 10/5/12; Construction 2012/2014, \$500,000. C. Electrical Repairs Phase 2 - Design 2013; Construction 2014, \$4,000,000. D. Electrical Substation - Substation (Georgia Power) -- Construction 2015, \$14,000,000. E. Laboratory - Design completed; Construction 2014-2015, \$14,000,000. F. Treatment Process Improvements - Multiple contracts -- Design 2013/2014; Construction 2014 - 2015, \$30,000,000.	Pole Bridge Creek AWTP Emergency Electrical Improvements Project, phase one is complete. Warranty work on the basin repair scheduled to start in April 2015.	\$60,600,000	\$62,053,870
55	Snapfinger/Pole Bridge Tunnel Design/Bid	CIP Program Manager	Completed 2011.	(blank)	\$300,000	
56	Snapfinger/Pole Bridge Tunnel Const. Management	Removed	Deferred from CIP.	(blank)	\$0	
57	Snapfinger/Pole Bridge Tunnel Construction	Removed	Deferred from CIP.	(blank)	\$0	
58	CIP Upgrade to Jackson Creek - Gwinnett	Removed	Project cancelled.	(blank)	\$3,100,000	
59	Redirect Flow from Gwinnett to Shoals Creek	Removed	Project cancelled.	(blank)	\$0	
60	Lower Crkd Creek Lift Station Flow Monitoring	Removed	Transferred to Line 61.	(blank)	\$600,000	
61	Lower Cr. Creek Pump Station Upgrade	Complete	Design completed 2011. Construction began Feb 2012;	Project completed in mid-August 2014.	\$11,600,000	\$5,578,007
62	Stone Crest Sanitary Sewer Upgrade - Design	Removed	Transferred to Line 62.	(blank)	\$2,500,000	\$0

CIP #	Description	Assignment Status	Status	Significant Highlight	Original Budget Total	Updated 2014 Budget Total
63	Stone Crest Sanitary Sewer Upgrade - Const	CIP Program Manager	Design completed 2012; CM on board 4/14/14. Sewers and Force Main NTP issued 4/29/14 - construction through 1st quarter 2016.	The Sewers and Force Main contract of \$8.94 million was recently awarded to John D. Stephens. On August 12, 2014, the pre-construction conference was held for the Sewers and Force Main project. Project scheduled for completion March 2016.	\$32,000,000	\$38,763,749
64	Snapfinger SCADA - Const Project	Completed Prior to 2012	Completed 2011.	(blank)	\$750,000	\$750,000
65	Portable Bypass Pumps	Complete	Purchase Bypass Pumps -- Scheduled 2013.	(blank)	\$500,000	\$500,000
66	Honey Creek Lift Station Upgrade - Design	Removed	Transferred to Line 67.	(blank)	\$1,300,000	
67	Honey Creek Lift Station Upgrade - Construction	CIP Program Manager	Design concept 2013. Preparing design-bid RFP 2015. Construction 2016 to 2018.	(blank)	\$14,700,000	\$17,600,000
68	Roadhaven Building Fund	DeKalb Watershed Management	Multiple Contracts -- Scheduled 2012 thru 2015. A. Parking Lot Improvements - Bid May 2012; Contract Awarded Jun 2012; Constr NTP 10/22/12	Parking Lot Improvements was completed on June 7, 2013. Memorial Drive lease is approved - renovations in process.	\$6,500,000	\$14,198,642
69	Water Interconnections	CIP Program Manager	Scheduled 2015 thru 2018, following water system modeling (46B).	(blank)	\$25,000,000	\$12,750,000
70	Program Mod./Capital/Fleet Contribution	No Design or Construction	Capital contribution to fund fleet -- scheduled 2012 thru 2018.	(blank)	\$30,692,000	\$24,000,000
71	Sewer Cleaning Equipment	DeKalb Watershed Management	Equipment Purchase -- Scheduled 2013 thru 2018	(blank)	\$5,000,000	\$3,750,000
72	DWM Business Plan	DeKalb Watershed Management	Scheduled 2015.	(blank)	\$500,000	\$500,000
73	Septic Tank Elimination Program	CIP Program Manager	Multiple 2013 thru 2018 -- Dunwoody Petition constr Aug 2012.	(blank)	\$5,450,000	\$2,375,658
74	Fire Hydrant Repair/Replacement - Annual	DeKalb Watershed Management	Annual Contract -- Scheduled 2012 thru 2017.	(blank)	\$7,500,000	\$6,050,000
75	Sanitary Sewer Extension - Annual	DeKalb Watershed Management	Multiple Contracts (as required) -- Scheduled 2013 thru 2017.	(blank)	\$7,500,000	\$2,150,000
76	Fill Valves - Dunwoody and Tucker Tank Systems	CIP Program Manager	Scheduled 1st quarter 2015. Bid documents complete. Advertisement March 2015.	(blank)	\$600,000	\$2,088,227
77	72" Water Trans. Main Eng. Design Feasibility Study	CIP Program Manager	Scheduled 2014-2017, in concert with water system modeling (46B).	(blank)	\$1,500,000	\$1,500,000

CIP #	Description	Assignment Status	Status	Significant Highlight	Original Budget Total	Updated 2014 Budget Total
78	Snapfinger Lime Pumping System Upgrade	Removed	Project deleted -- pending new WWTP construction.	(blank)	\$750,000	
79	Snapfinger Alum Tank Addition	Complete	Construction completed Summer 2014.	(blank)	\$250,000	\$442,000
80	Water Loss Audit Implementation	CIP Program Manager	Scheduled 2015 - 2016.	(blank)	\$400,000	\$400,000
81	Oracle Billing System	DeKalb Watershed Management	Scheduled 2013 - 2017.	(blank)	\$3,000,000	\$17,160,371
82	Asbestos Cement (A/C) Line Replacement	CIP Program Manager	Briarcliff Road project completed 1/13/13. Briarlake Road project completed 4/28/14. Second Ave - Waterline Groups 2 and 3 project complete August 2014. Allgood - Waterline Groups 2 and 3 project completed July 2014.	Superior Ave Waterline under construction. Ongoing projects Flat Shoals Parkway complete, Water and Sewer Main contracts scheduled to expire in December 2015, Eastland and Flakes Mill scheduled to be complete in 2016.	\$5,000,000	\$146,340,369
83	Watershed Improvement Projects W/S Funded	CIP Program Manager	A. Mason Mill Park - Completed 2011. B. Pine Lake - Completed 2011. C. -- Other (Undefined) - Scheduled 2013 thru 2017.	(blank)	\$12,660,000	\$6,694,149
Grand Total					\$1,345,325,358	\$1,345,325,358

Cash Flow

CIP #	Description	Prior to 2012	2012	2013	2014	2015	2016	2017	2018	2019	2020	2021
01	Hypochlorite Generation	\$0	\$27,110		\$3,875,469	\$1,015,374						
02	Henderson Booster Pumping Station	\$19,681				\$0						
03	Tucker Ground Storage Repump Station	\$21,586	\$7,511			\$0						
04	Midvale Booster Pumping Station	\$22,492				\$0						
05	Spare Bowls for Transfer Pumps	\$0	\$55,100			\$0						
06	Water Tank Painting	\$467,941	\$667,551	\$112,049	\$195,200	\$1,293,935	\$3,739,017	\$3,254,237	\$1,203,925	\$165,041		
07	Cathodic Protection Survey and Design	\$0		\$0		\$0						
08	Cathodic Protection for Water Tanks	\$0		\$0		\$0						
09	North Shallowford Road Booster Pumping Station Upgrade	\$0	\$323,281	\$2,927,038	\$350,330	\$190,153						
10	Tilly Mill Booster Pumping Station Upgrade	\$0	\$1,441,667	\$195,435	\$71,706	\$188,774						
11	North DeKalb County Pipe Replacement	\$0				\$66,370	\$726,781	\$681,884	\$24,966			
12	Water Reuse Projects Planning and Design	\$0				\$52,055	\$899,068	\$2,227,500	\$2,138,548	\$1,032,829		
13	Water Reuse Projects Implementation	\$0				\$0						
14	Water Meter Installation	\$0	\$39,590	\$26,896		\$1,255,902	\$2,098,020	\$893,301	\$609,364	\$1,313,827	\$763,099	
15	Water Service Line Renewal - Annual	\$0				\$0	\$413,630	\$412,500	\$412,637	\$462,329	\$401,096	\$397,808
16	Water Meter Replacement	\$83,005	\$43,471	\$512,554	\$85,329	\$2,681,905	\$2,581,030	\$1,473,784				
17	Vulnerability Assessment Study - Water	\$0				\$0	\$4,500	\$95,500				
18	Water System Security Design and Implementation	\$0				\$0	\$9,623	\$635,925	\$2,066,438	\$363,014		
19	Annual Water Construction Contract	\$0				\$0						
20	Subdivisions & Water Main Extensions	\$0				\$0	\$173,901	\$109,699				
21	Fireline Installation Contract	\$0				\$44,014	\$157,299	\$108,989	\$105,000	\$105,000	\$60,699	
22	Program Overhead / Consultant Services	\$0	\$22,715	\$1,156,827	\$9,915,868	\$9,962,219	\$17,317,372	\$15,144,244	\$9,184,488	\$5,758,934	\$3,232,877	
23	County Main Renewal, County Forces	\$0				\$0						
24	Replace Scott Blvd. Water Main	\$0	\$424,938	\$139,982	\$812,261	\$5,086,474	\$5,147,618	\$5,981,204	\$800,000	\$28,493		
25	Replace Candler Road Water Main	\$0	\$212,160	\$1,997,983	\$3,409,116	\$4,168,953	\$384,942	\$159,698				
26	Replace Glendale 24-inch PCP Water Main	\$0	\$238,061	\$285,970	\$714,130	\$896,132	\$2,778,092	\$10,473,902	\$5,554,242			
27	Demolish Old Chatt. River Intake and Pumping Station	\$0	\$36,790	\$1,568,210	\$27,013	\$540,421						
28	Raw Water Transmission Line	\$13,894,622	\$1,736,828			\$0						
29	Additional Clear Wells & Pumping Stations	\$1,553,355	\$1,570,473	\$1,170,336	\$1,401,817	\$2,948,539	\$15,002,390	\$16,952,773	\$16,875,000	\$3,923,288		
30	Replace Steel Drive Booster Station	\$0				\$0						

Cash Flow

CIP #	Description	Prior to 2012	2012	2013	2014	2015	2016	2017	2018	2019	2020	2021
31	Water Resources Management Plan	\$0				\$27,945	\$1,398,082	\$1,468,562	\$105,411			
32	Vulnerability Assessment Study - Sewer	\$0				\$0						
33	WW System Security Design & Installation	\$0				\$0	\$258,460	\$1,741,540				
34	Manhole Raising Contract	\$1,110,339	\$127,649	\$1,189,097	\$568,754	\$1,242,213	\$2,557,800	\$2,600,008	\$1,422,524	\$45,832		
35	Lift Station Radio Upgrade	\$560,214				\$0						
36	W/S Relocation Adjust for Roadway Projects	\$0		\$14,550		\$3,694,633	\$4,225,264	\$2,289,007	\$41,096			
37	Pipe Bursting	\$429,117	\$843,568	\$1,748,423	\$2,034,709	\$3,010,879	\$21,403,011	\$33,685,989	\$1,500,000	\$1,500,000	\$365,671	
38	Manhole Rehabilitation	\$237,800	\$1,102,283	\$945,459	\$945,459	\$1,854,346	\$3,417,632	\$5,924,833	\$7,230,059	\$5,536,741	\$1,643,836	
39	Pipecams Purchase	\$60,000				\$0						
40	Smoke Testing	\$0				\$713,333	\$1,328,662	\$1,333,340	\$1,333,340	\$1,333,334	\$1,336,986	\$1,136,073
41	Service Lateral Maintenance and Rehab	\$0				\$0	\$2,876,370	\$5,250,000	\$5,248,630	\$2,375,000		
42	Closed-Circuit TV (CCTV) Inspection	\$1,390,446	\$1,604,770	\$1,346,644	\$2,884,295	\$5,659,399	\$10,724,750	\$13,150,755	\$12,293,467	\$2,256,167		
43	Flow Monitoring	\$4,421,769	\$1,067,775	\$282,726	\$1,163,299	\$2,996,578	\$1,341,177	\$1,337,500	\$969,521	\$143,014		
44	Relining	\$2,906,469	\$1,102,081	\$737,467	\$296,779	\$4,976,033	\$25,201,918	\$11,895,198	\$1,807,786	\$1,056,915		
45	Vegetation Clearing	\$0				\$0	\$4,043,276	\$4,700,011	\$656,712			
46A	Water & Wastewater Hydraulic Modeling Implementation (Wastewater)	\$580,880			\$440,013	\$915,668	\$614,674	\$612,995	\$891,851	\$1,000,000	\$1,002,740	\$673,089
46B	Water & Wastewater Hydraulic Modeling Implementation (Water)	\$0				\$28,175	\$1,071,609	\$1,300,000	\$1,821,918	\$2,050,000	\$2,031,781	\$1,750,000
47	Lift Station Upgrade/Rehab.	\$0	\$641,480	\$1,017,348	\$650,265	\$3,936,010	\$2,256,841	\$11,623,884				
48	Sewer Mapping & Manhole Inspection Study	\$0		\$3,664,435	\$943,401	\$2,175,343	\$4,583,694	\$3,625,000	\$3,625,000	\$1,489,726		
49	City of Atlanta - WW Svcs/Clean Water Atlanta CIP	\$0		\$1,557		\$50,000,000	\$23,792,433	\$10,735,118	\$157,810			
50	City of Atlanta Renewal and Extension Expenditures	\$471,436	\$1,335,544	\$1,451,976	\$1,374,944	\$4,406,576	\$1,427,716	\$464,203				
51	Snapfinger WWTP Expansion Const. Management	\$0				\$0						
52A	Snapfinger WWTP Expansion Construction (Phase 1)	\$0	\$2,705,969	\$3,411,496	\$2,336,187	\$1,521,556						
52B	Snapfinger WWTP Expansion Construction (Phase 2)	\$2,399,923	\$2,488,987	\$2,073,689	\$8,777,330	\$19,132,251	\$60,969,059	\$91,827,986	\$98,668,451	\$19,022,684		
52C	Snapfinger WWTP Expansion Construction (Phase3)	\$0				\$0		\$4,000,000	\$4,000,000			
53	Pole Bridge WWTP Expansion - Const. Management	\$0				\$0						
54	Pole Bridge WWTP Expansion - Construction	\$17,162	\$403,766	\$1,021,399	\$534,404	\$923,050	\$10,972,318	\$28,270,617	\$14,626,441	\$5,194,521	\$746,575	
55	Snapfinger/Pole Bridge Tunnel Design/Bid	\$0				\$0						
56	Snapfinger/Pole Bridge Tunnel Const. Management	\$0				\$0						
57	Snapfinger/Pole Bridge Tunnel Construction	\$0				\$0						

Cash Flow

CIP #	Description	Prior to 2012	2012	2013	2014	2015	2016	2017	2018	2019	2020	2021
58	CIP Upgrade to Jackson Creek - Gwinnett	\$0				\$0						
59	Redirect Flow from Gwinnett to Shoals Creek	\$0				\$0						
60	Lower Crkd Creek Lift Station Flow Monitoring	\$0				\$0						
61	Lower Cr. Creek Pump Station Upgrade	\$0	\$3,327,597	\$2,148,078	\$102,332	\$49,901						
62	Stone Crest Sanitary Sewer Upgrade - Design	\$0				\$0						
63	Stone Crest Sanitary Sewer Upgrade - Const	\$0	\$1,721,990	\$49,723	\$5,013,794	\$9,884,309	\$5,116,795	\$11,736,980	\$7,799,555	\$875,000	\$280,479	
64	Snapfinger SCADA - Const Project	\$0	\$129,167	\$620,833		\$0						
65	Portable Bypass Pumps	\$0		\$122,222	\$377,778	\$500,000						
66	Honey Creek Lift Station Upgrade - Design	\$0				\$0						
67	Honey Creek Lift Station Upgrade - Construction	\$0	\$20,952	\$40,456		\$23,717	\$861,924	\$689,270	\$8,150,000	\$7,837,397		
68	Roadhaven Building Fund	\$0	\$37,841	\$906,109	\$1,157,741	\$2,783,498	\$821,244	\$1,255,681	\$1,873,926	\$1,901,240	\$1,906,449	\$1,901,240
69	Water Interconnections	\$0				\$0	\$650,685	\$1,250,000	\$4,905,746	\$4,928,501	\$1,015,068	
70	Program Mod./Capital/Fleet Contribution	\$0				\$2,673,973	\$8,021,918	\$8,000,000	\$5,304,110			
71	Sewer Cleaning Equipment	\$0				\$417,808	\$1,253,425	\$1,250,000	\$828,767			
72	DWM Business Plan	\$0				\$0	\$500,000					
73	Septic Tank Elimination Program	\$0	\$241,728	\$9,430		\$1,935	\$126,874	\$897,084	\$737,062	\$363,480		
74	Fire Hydrant Repair/Replacement - Annual	\$0	\$174,416	\$1,299,221	\$1,299,221	\$1,060,934	\$1,155,974					
75	Sanitary Sewer Extension - Annual	\$0				\$0	\$924,795	\$1,075,000	\$150,205			
76	Fill Valves - Dunwoody and Tucker Tank Systems	\$0	\$55,066	\$112,101	\$3,456	\$985,492	\$884,722	\$41,894				
77	72" Water Trans. Main Eng. Design Feasibility Study	\$0				\$0	\$645,205	\$750,000	\$104,795			
78	Snapfinger Lime Pumping System Upgrade	\$0				\$0						
79	Snapfinger Alum Tank Addition	\$0			\$299,528	\$442,000						
80	Water Loss Audit Implementation	\$0				\$0	\$141,370	\$258,630				
81	Oracle Billing System	\$0		\$250,555	\$343,982	\$126,210	\$4,610,959	\$5,273,177	\$3,720,017	\$2,615,354	\$340,493	
82	Asbestos Cement (A/C) Line Replacement	\$0	\$7,242,776	\$12,358,811	\$14,424,684	\$26,028,941	\$49,797,020	\$38,320,980	\$2,038,295			
83	Watershed Improvement Projects W/S Funded	\$0	\$1,077,182	\$1,548,855	\$1,143,469	\$1,806,317	\$1,462,321					
Grand Total		\$30,648,236	\$34,299,834	\$48,465,941	\$67,974,062	\$184,390,241	\$312,873,263	\$367,240,382	\$230,987,102	\$74,677,659	\$15,127,849	\$5,858,211

CIP #	Description	Updated 2014 Budget	Expenditure (as of September 30, 2015)	Remaining Budget
1	Hypochlorite Generation	\$4,091,898	\$3,444,784	\$647,114
2	Henderson Booster Pumping Station	\$19,681	\$19,681	\$0
3	Tucker Ground Storage Repump Station	\$29,097	\$29,097	\$0
4	Midvale Booster Pumping Station	\$22,492	\$22,492	\$0
5	Spare Bowls for Transfer Pumps	\$55,100	\$55,100	\$0
6	Water Tank Painting	\$10,710,941	\$1,189,987	\$9,520,955
7	Cathodic Protection Survey and Design		\$0	\$0
8	Cathodic Protection for Water Tanks		\$0	\$0
9	North Shallowford Road Booster Pumping Station Upgrade	\$3,658,556	\$3,473,821	\$184,735
10	Tilly Mill Booster Pumping Station Upgrade	\$1,716,989	\$1,528,215	\$188,774
11	North DeKalb County Pipe Replacement	\$1,500,000	\$0	\$1,500,000
12	Water Reuse Projects Planning and Design	\$6,350,000	\$0	\$6,350,000
13	Water Reuse Projects Implementation		\$0	\$0
14	Water Meter Installation	\$7,000,000	\$235,174	\$6,764,826
15	Water Service Line Renewal - Annual	\$2,500,000	\$0	\$2,500,000
16	Water Meter Replacement	\$7,500,000	\$918,454	\$6,581,546
17	Vulnerability Assessment Study - Water	\$100,000	\$0	\$100,000
18	Water System Security Design and Implementation	\$3,075,000	\$0	\$3,075,000
19	Annual Water Construction Contract		\$0	\$0
20	Subdivisions & Water Main Extensions	\$283,600	\$0	\$283,600
21	Fireline Installation Contract	\$581,000	\$0	\$581,000
22	Annual Engineering Contract	\$72,630,851	\$19,156,289	\$53,474,562
23	County Main Renewal, County Forces		\$0	\$0
24	Replace Scott Blvd. Water Main	\$17,613,748	\$710,803	\$16,902,945
25	Replace Candler Road Water Main	\$7,161,275	\$4,078,999	\$3,082,276
26	Replace Glenwood 36"-42" PCP Water Main	\$20,187,223	\$508,426	\$19,678,797
27	Demolish Old Chatt. River Intake and Pumping Station	\$1,632,013	\$1,148,772	\$483,241
28	Raw Water Transmission Line	\$15,631,450	\$15,631,450	\$0
29	Additional Clear Wells & Pumping Stations	\$60,722,548	\$6,107,028	\$54,615,520
30	Replace Steel Drive Booster Station		\$0	\$0
31	Water Resources Management Plan	\$3,000,000	\$0	\$3,000,000
32	Vulnerability Assessment Study - Sewer		\$0	\$0
33	WW System Security Design & Installation	\$2,000,000	\$0	\$2,000,000
34	Manhole Raising Contract	\$10,772,688	\$2,904,310	\$7,868,377
35	Lift Station Radio Upgrade	\$560,214	\$560,214	\$0
36	W/S Relocation Adjust for Roadway Projects	\$10,264,550	\$21,640	\$10,242,910
37	Pipe Bursting	\$65,576,035	\$4,245,998	\$61,330,036
38	Manhole Rehabilitation	\$27,803,532	\$3,234,418	\$24,569,114
39	Pipecams Purchase	\$60,000	\$60,000	\$0
40	Smoke Testing	\$11,000,000	\$0	\$11,000,000
41	Service Lateral Maintenance and Rehab	\$15,750,000	\$0	\$15,750,000
42	Closed-Circuit TV (CCTV) Inspection	\$49,416,611	\$9,900,773	\$39,515,838
43	Flow Monitoring	\$13,462,500	\$8,214,710	\$5,247,790
44	Relining	\$46,650,000	\$1,820,652	\$44,829,348
45	Vegetation Clearing	\$9,400,000	\$0	\$9,400,000
46A	Water & Wastewater Hydraulic Modeling Implementation (wasteWater)	\$7,371,321	\$0	\$7,371,321

Expenditures

CIP #	Description	Updated 2014 Budget	Expenditure (as of September 30, 2015)	Remaining Budget
46B	Water & Wastewater Hydraulic Modeling Implementation (Water)	\$9,790,440	\$841,219	\$8,949,221
47	Lift Station Upgrade/Rehab.	\$19,419,272	\$3,270,450	\$16,148,822
48	Sewer Mapping & Manhole Inspection Study	\$21,000,000	\$6,469,195	\$14,530,805
49	City of Atlanta - WW Svcs/Clean Water Atlanta CIP	\$84,686,757	\$36,521,060	\$48,165,697
50	City of Atlanta Renewal and Extension Expenditures	\$7,949,633	\$4,356,284	\$3,593,349
51	Snapfinger WWTP Expansion Const. Management	\$0	\$0	\$0
52A	Snapfinger WWTP Expansion Construction PH1	\$10,242,190	\$8,837,321	\$1,404,869
52B	Snapfinger WWTP Expansion Construction PH2	\$300,731,111	\$14,407,199	\$286,323,912
52C	Snapfinger WWTP Expansion Construction PH3	\$8,000,000	\$0	\$8,000,000
53	Pole Bridge WWTP Expansion - Const. Management		\$0	\$0
54	Pole Bridge WWTP Expansion - Construction	\$62,053,870	\$1,355,898	\$60,697,972
55	Snapfinger/Pole Bridge Tunnel Design/Bid		\$0	\$0
56	Snapfinger/Pole Bridge Tunnel Const. Management		\$0	\$0
57	Snapfinger/Pole Bridge Tunnel Construction		\$0	\$0
58	CIP Upgrade to Jackson Creek - Gwinnett		\$0	\$0
59	Redirect Flow from Gwinnett to Shoals Creek		\$0	\$0
60	Lower Crkd Creek Lift Station Flow Monitoring		\$0	\$0
61	Lower Cr. Creek Pump Station Upgrade	\$5,578,007	\$5,542,309	\$35,698
62	Stone Crest Sanitary Sewer Upgrade - Design	\$0	\$0	\$0
63	Stone Crest Sanitary Sewer Upgrade - Const	\$38,763,749	\$8,088,806	\$30,674,943
64	Snapfinger SCADA - Const Project	\$750,000	\$750,000	\$0
65	Portable Bypass Pumps	\$500,000	\$0	\$500,000
66	Honey Creek Lift Station Upgrade - Design		\$0	\$0
67	Honey Creek Lift Station Upgrade - Construction	\$17,600,000	\$37,691	\$17,562,309
68	Roadhaven Building Fund	\$14,198,642	\$1,053,570	\$13,145,072
69	Water Interconnections	\$12,750,000	\$0	\$12,750,000
70	Program Mod./Capital/Fleet Contribution	\$24,000,000	\$0	\$24,000,000
71	Sewer Cleaning Equipment	\$3,750,000	\$0	\$3,750,000
72	DWM Business Plan	\$500,000	\$0	\$500,000
73	Septic Tank Elimination Program	\$2,375,658	\$249,223	\$2,126,435
74	Fire Hydrant Repair/Replacement - Annual	\$6,050,000	\$4,627,441	\$1,422,559
75	Sanitary Sewer Extension - Annual	\$2,150,000	\$0	\$2,150,000
76	Fill Valves-Dunwoody and Tucker Tank Systems	\$2,088,227	\$188,917	\$1,899,310
77	72" Water Trans. Main Eng. Design Feasibility Study	\$1,500,000	\$0	\$1,500,000
78	Snapfinger Lime Pumping System Upgrade		\$0	\$0
79	Snapfinger Alum Tank Addition	\$442,000	\$442,000	\$0
80	Water Loss Audit Implementation	\$400,000	\$0	\$400,000
81	Oracle Billing System	\$17,160,371	\$484,702	\$16,675,669
82	Asbestos Cement (A/C) Line Replacement	\$146,340,369	\$37,040,033	\$109,300,336
83	Watershed Improvement Projects W/S Funded	\$6,694,149	\$3,643,515	\$3,050,634
	Total	\$1,345,325,358	\$227,428,120	\$1,117,897,238



Project Health Report

Icon	Schedule Health	Budget Health
○		Not Started.
●		Under Warranty/Completed.
●	Less than 14 days behind schedule.	Actual spending is less than expected spending.
●	Less than 60 days behind schedule.	Actual spending less than 10% more than expected spending.
●	Greater than 60 days behind schedule.	Actual spending greater than 10% more than expected spending.

Line Item Numbers (Multiple Items)
 PASARP All

Projects	Schedule Health	Budget Health	Start Date	Finish Date	Budgeted Cost	Actual Cost
A.037			1/31/2011	8/27/2020	\$ 82,048,734.66	\$ 4,208,832.03
AA Pipebursting and Pipe Relocation	●	●	1/31/2011	2/23/2014	\$ 3,033,243.64	\$ 3,033,243.64
AB Nancy Creek D Youville Trace Sewer Crossing	●	●	1/25/2013	12/28/2013	\$ 155,187.42	\$ 155,187.42
AC Scottdale Mill Sanitary Sewer Upgrade	●	●	6/7/2012	1/6/2018	\$ 672,757.00	\$ 18,257.00
AD Heritage Heights Sewer Replacement	●	●	10/23/2012	10/15/2018	\$ 5,602,297.00	\$ 244,548.08
AE Valley View Road Sewer Replacement	●	●	1/9/2013	1/27/2019	\$ 704,781.00	\$ 109,457.55
AF Fala Place Sewer Design	●	●	10/23/2012	5/24/2013	\$ 11,985.00	\$ 11,985.00
AG Snapfinger Woods Drive SS Improvements	●	●	5/30/2012	2/8/2017	\$ 10,801,961.00	\$ 340,994.00
AH Wellborn Road Extension Project	●	●	8/1/2012	12/10/2013	\$ 10,738.60	\$ 10,738.60
AI Kensington Road Sewer Relocation	●	●	5/20/2013	10/30/2018	\$ 855,639.00	\$ 85,951.00
AJ Embury Circle Sewer Design	●	●	6/1/2012	3/20/2015	\$ 2,540.00	\$ 2,540.00
AK I 85 Oakcliff Road SS Improvements	●	●	1/24/2012	8/27/2018	\$ 1,847,046.00	\$ 136,916.00
AL Sanitary Rehabilitation by Pipebursting Other	●	●	12/10/2013	3/9/2014	\$ -	\$ -
AL South Fork Peachtree Creek	●	●	3/8/2012	11/4/2017	\$ 277,100.00	\$ 44,516.24
AM Superior Ave Sanitary Sewer PH II	●	●	9/2/2014	12/30/2016	\$ 1,165,383.50	\$ 14,497.50
AN Pipebursting and Pipe Relocation Services	●	●	12/10/2013	7/1/2014	\$ -	\$ -
AO PASARP Pipe Bursting and Pipe Relocation Rehab Projects	○	○	3/7/2016	8/27/2020	\$ 33,833,631.00	\$ -
AP OSARP Pipe Bursting and Relocation Rehab Contracts	○	○	2/19/2016	8/7/2020	\$ 13,810,767.25	\$ -
AQ PASARP Pipe Assessments Group 1	○	○	12/11/2015	12/11/2017	\$ 283,471.00	\$ -
AR PASARP Pipe Assessments Group 2	○	○	12/11/2015	12/11/2017	\$ 298,540.00	\$ -
AS PASARP Pipe Assessments Group 3	○	○	12/11/2015	12/11/2017	\$ 345,680.00	\$ -
AT A037 Management Reserve	●	●	10/1/2015	6/19/2020	\$ 8,335,986.25	\$ -
A.038			1/31/2011	8/27/2020	\$ 24,183,342.01	\$ 3,053,545.41
AA Sewer Manhole Rehab	●	●	10/11/2011	9/30/2015	\$ 3,053,545.41	\$ 3,053,545.41
AB PASARP Manhole Rehabilitation Contracts	○	○	1/4/2016	8/27/2020	\$ 12,737,919.00	\$ -
AC OSARP Manhole Rehabilitation Contracts	○	○	2/19/2016	8/7/2020	\$ 5,178,830.50	\$ -
AD PASARP Manhole Assessments Group 1	○	○	12/11/2015	12/11/2017	\$ 72,160.00	\$ -
AE PASARP Manhole Assessments Group 2	○	○	12/11/2015	12/11/2017	\$ 374,000.00	\$ -
AF PASARP Manhole Assessments Group 3	○	○	12/11/2015	12/11/2017	\$ 136,253.00	\$ -
AG A038 Management Reserve	●	●	1/31/2011	6/19/2020	\$ 2,630,634.09	\$ -



Project Health Report

Icon	Schedule Health	Budget Health
○		Not Started.
●		Under Warranty/Completed.
●	Less than 14 days behind schedule.	Actual spending is less than expected spending.
●	Less than 60 days behind schedule.	Actual spending less than 10% more than expected spending.
●	Greater than 60 days behind schedule.	Actual spending greater than 10% more than expected spending.

Line Item Numbers (Multiple Items)
 PASARP All

Projects	Schedule Health	Budget Health	Start Date	Finish Date	Budgeted Cost	Actual Cost
A.039			1/31/2011	12/1/2011	\$ 60,000.00	\$ 60,000.00
AA Pipecams Purchase	●	●	12/1/2011	12/1/2011	\$ 60,000.00	\$ 60,000.00
AB A039 Management Reserve	●	●	1/31/2011	12/1/2011	\$ -	\$ -
A.040			1/31/2011	6/19/2020	\$ 5,162,151.00	\$ -
AA PASARP Smoke Testing Assessments Group 1	●	●	2/13/2015	12/11/2017	\$ 1,405,246.00	\$ -
AB PASARP Smoke Testing Assessments Group 2	●	●	2/13/2015	12/11/2017	\$ 1,535,878.00	\$ -
AC PASARP Smoke Testing Assessments Group 3	●	●	2/13/2015	12/11/2017	\$ 1,751,027.00	\$ -
AD A040 Management Reserve	●	●	1/31/2011	6/19/2020	\$ 470,000.00	\$ -
A.041			10/1/2015	8/27/2020	\$ 18,215,160.00	\$ -
AA PASARP Service Lateral Maintenance and Rehab Contracts	○	○	3/7/2016	8/27/2020	\$ 16,645,160.00	\$ -
AB OSARP Service Lateral Maintenance and Rehab Contracts	○	○	2/19/2016	8/7/2020	\$ -	\$ -
AD A041 Management Reserve	●	●	10/1/2015	6/19/2020	\$ 1,570,000.00	\$ -
A.042			6/2/2010	6/19/2020	\$ 40,447,679.26	\$ 8,875,159.90
AA Sanitary Sewer Eval Northfork Peachtree Creek	●	●	12/23/2013	12/23/2015	\$ 4,086,300.00	\$ 3,840,769.99
AB Sanitary Sewer Evaluation	●	●	7/1/2014	6/1/2015	\$ 3,190,000.00	\$ 2,291,931.69
AC Sanitary Sewer Monitoring and Repair CCTV	●	●	6/2/2010	2/21/2014	\$ 2,742,458.22	\$ 2,742,458.22
AD Sanitary Sewer TV - Sonar Inspections General Areas	●	●	1/16/2015	1/27/2017	\$ 3,470,418.00	\$ -
AE PASARP CCTV Assessments Group 1	○	○	12/11/2015	12/11/2017	\$ 2,746,864.00	\$ -
AF PASARP CCTV Assessments Group 2	○	○	12/11/2015	12/11/2017	\$ 1,464,761.00	\$ -
AG PASARP CCTV Assessments Group 3	○	○	12/11/2015	12/11/2017	\$ 1,786,744.00	\$ -
AH Major Gravity Sewer Line Capacity Restoration - Area A	●	●	7/20/2015	8/5/2017	\$ 6,160,000.00	\$ -
AI Major Gravity Sewer Line Capacity Restoration - Area B	●	●	7/20/2015	8/5/2017	\$ 5,170,000.00	\$ -
AJ Major Gravity Sewer Line Capacity Restoration - Area C	●	●	7/20/2015	8/5/2017	\$ 5,940,000.00	\$ -
AK A042 Management Reserve	●	●	10/1/2015	6/19/2020	\$ 3,690,134.04	\$ -
A.043			5/1/2009	6/19/2020	\$ 13,006,635.00	\$ 7,917,834.97
AA Sewer Flow Monitoring	●	●	5/1/2009	12/30/2016	\$ 11,826,635.00	\$ 7,917,834.97
AB A043 Management Reserve	●	●	1/31/2011	6/19/2020	\$ 1,180,000.00	\$ -
A.044			6/16/2006	8/27/2020	\$ 52,129,607.00	\$ 1,808,790.83
AA Sanitary Sewer Rehabilitation by CIPP	●	●	6/16/2006	7/31/2013	\$ 1,344,623.16	\$ 1,344,623.16



Project Health Report

Icon	Schedule Health	Budget Health
○		Not Started.
●		Under Warranty/Completed.
●	Less than 14 days behind schedule.	Actual spending is less than expected spending.
●	Less than 60 days behind schedule.	Actual spending less than 10% more than expected spending.
●	Greater than 60 days behind schedule.	Actual spending greater than 10% more than expected spending.

Line Item Numbers (Multiple Items)
 PASARP All

Projects	Schedule Health	Budget Health	Start Date	Finish Date	Budgeted Cost	Actual Cost
AB Sanitary Sewer Rehabilitation by UV Light Fiberglass CIPP	●	●	1/12/2007	1/10/2010	\$ -	\$ -
AC Sanitary Sewer Rehabilitation Planning	●	●	4/27/2012	2/18/2015	\$ 282,772.67	\$ 282,772.67
AD South Fork Peachtree Creek Trunk SS Replacement	●	●	12/10/2013	7/10/2017	\$ 6,532,680.00	\$ 181,395.00
AE OSARP Relining Rehab Contracts	○	○	2/19/2016	8/7/2020	\$ 5,575,799.00	\$ -
AF PASARP Relining Rehab Contracts	○	○	3/7/2016	8/27/2020	\$ 30,209,791.00	\$ -
AG PASARP Relining Assessments Group 1	○	○	12/11/2015	12/11/2017	\$ 73,260.00	\$ -
AH PASARP Relining Assessments Group 2	○	○	12/11/2015	12/11/2017	\$ 57,200.33	\$ -
AI PASARP Relining Assessments Group 3	○	○	12/11/2015	12/11/2017	\$ 148,104.00	\$ -
AJ A044 Management Reserve	●	●	1/31/2011	6/19/2020	\$ 7,905,376.84	\$ -
A.045			5/1/2014	1/25/2017	\$ 9,400,000.00	\$ -
A045 Vegetation Clearing	●	●	5/1/2014	1/25/2017	\$ 9,400,000.00	\$ -
A.046			7/1/2010	6/19/2020	\$ 13,543,199.33	\$ 1,381,472.33
AA Water and WW Hydraulic Modeling Implementation (WW)	●	●	7/1/2010	10/31/2017	\$ 3,293,199.33	\$ 1,381,472.33
AB Water and WW Hydraulic Modeling Implementation (W)	○	○	4/22/2016	4/11/2018	\$ 9,000,000.00	\$ -
AC A046 Management Reserve	●	●	10/1/2015	6/19/2020	\$ 1,250,000.00	\$ -
A.047			1/31/2011	6/19/2020	\$ 22,135,785.72	\$ 2,879,327.19
AA Royal Atlanta 1 Lift Station Improvements	●	●	6/26/2012	10/11/2016	\$ 897,965.00	\$ 268,476.00
AB Hammer Mill 3 Lift Station	●	●	6/26/2012	12/30/2016	\$ 835,215.00	\$ 219,786.95
AC Pepperwood Lift Station	●	●	3/30/2012	12/30/2016	\$ 588,110.00	\$ 66,080.00
AD Scarborough Lift Station Improvements	●	●	5/30/2013	12/30/2016	\$ 263,192.50	\$ 24,340.00
AE Mountain Industrial Lift Station and FM	●	●	5/30/2012	6/3/2016	\$ 1,338,722.15	\$ 1,249,721.98
AF Perimeter Park Lift Station	●	●	7/2/2012	12/30/2016	\$ 579,680.00	\$ 201,686.00
AG Columbia Drive Lift Station	●	●	1/13/2012	5/7/2017	\$ 1,841,545.00	\$ 90,046.25
AH Fourth Street Lift Station	●	●	11/21/2012	4/24/2018	\$ 821,330.50	\$ 49,671.25
AI Camp Creek Lift Station	●	●	11/21/2012	12/20/2017	\$ 991,620.00	\$ 54,465.00
AJ Lewis Way Lift Station	●	●	11/21/2012	2/22/2018	\$ 925,690.00	\$ 46,835.00
AK Stone Mill 1 Lift Station	●	●	11/21/2012	7/24/2018	\$ 901,400.00	\$ 51,631.25
AL Stone Mill 2 Lift Station	●	●	11/21/2012	10/24/2017	\$ 1,009,710.00	\$ 70,783.84
AM Stone Mill 3 Lift Station	●	●	5/10/2013	4/24/2014	\$ 83,685.60	\$ 83,685.60



Project Health Report

Icon	Schedule Health	Budget Health
○		Not Started.
●		Under Warranty/Completed.
●	Less than 14 days behind schedule.	Actual spending is less than expected spending.
●	Less than 60 days behind schedule.	Actual spending less than 10% more than expected spending.
●	Greater than 60 days behind schedule.	Actual spending greater than 10% more than expected spending.

Line Item Numbers (Multiple Items)
 PASARP All

Projects	Schedule Health	Budget Health	Start Date	Finish Date	Budgeted Cost	Actual Cost
AN Harmony Hill Sewer Lift Station	●	●	1/18/2013	7/18/2016	\$ 162,312.50	\$ 162,312.50
AO Existing Fairington Sewer Lift Station	●	●	10/26/2012	10/11/2016	\$ 224,728.00	\$ 21,008.00
AP Pennybrook Sewer Lift Station	●	●	7/12/2013	2/23/2018	\$ 723,040.00	\$ 53,997.50
AQ Hammer Mill 1 Lift Station	●	●	1/18/2013	11/22/2017	\$ 710,396.00	\$ 66,089.85
AR Royal Atlanta 3 Lift Station	●	●	1/18/2013	12/15/2017	\$ 2,493,860.00	\$ 98,710.22
AS New Gibraltar Lift Station	○	○	1/1/2016	10/15/2018	\$ 902,500.00	\$ -
AT Leeshire Lift Station	○	○	12/4/2015	10/17/2018	\$ 902,500.00	\$ -
AU Johnson Creek	●	●	8/3/2015	4/20/2019	\$ -	\$ -
AV Kings Way	○	○	12/4/2015	10/16/2018	\$ 902,500.00	\$ -
AW American Fare	○	○	12/4/2015	10/15/2018	\$ 902,500.00	\$ -
AX Hearn Road	○	○	12/4/2015	10/16/2018	\$ 902,500.00	\$ -
AY Emergency - Lower Crooked Creek PS II	●	●	6/26/2012	1/13/2017	\$ 413,242.36	\$ -
AZ A047 Management Reserve	●	●	1/31/2011	6/19/2020	\$ 1,817,841.11	\$ -
A.048			2/25/2013	6/19/2020	\$ 16,367,416.86	\$ 6,472,296.42
AA Sewer Mapping and Manhole Inspection Study	●	●	2/25/2013	12/31/2015	\$ 9,000,000.00	\$ 6,472,296.42
AB OSARP Sewer Mapping Assessments	●	●	1/16/2015	1/27/2017	\$ 1,570,964.67	\$ -
AC PASARP Sewer Mapping Assessments Group 1	○	○	12/11/2015	12/11/2017	\$ 897,177.80	\$ -
AD PASARP Sewer Mapping Assessments Group 2	○	○	12/11/2015	12/11/2017	\$ 1,374,141.00	\$ -
AE PASARP Sewer Mapping Assessments Group 3	○	○	12/11/2015	12/11/2017	\$ 2,035,133.39	\$ -
AF A048 Management Reserve	●	●	10/1/2015	6/19/2020	\$ 1,490,000.00	\$ -
Grand Total			6/16/2006	8/27/2020	\$ 296,699,710.83	\$ 36,657,259.08

Key Project Activities

The following items are key projects activities that address critical requirements of the CIP and Consent Decree. These items are not presented for any BOC actions, but to brief the BOC on their current impact on the program and to make the BOC aware of potential actions on its part, in the near future.

- Consent Decree
 - o CH2M HILL Program Management
 - **Consent decree program activities are on-going.**
 - o Sewer cleaning, manhole rehabilitation and CCTV contracts
 - **General area CCTV work has started.**
 - **New manhole assessment contract started this month.**
 - **Sewer assessment ITB's are on the BOC agenda for approval.**
- CIP Pre-construction expediting
 - o CIP Program Management
 - **AECOM has started work.**
 - o CIP Engineering Services
 - Extension of current on-call engineering contracts
 - **Restart of services for all new contracts are complete. Work is progressing.**
 - New RFP
 - **RFP is prepared and and is being scheduled for advertisement.**
- Active Projects
 - o Design – 23 projects (\$10 million)
 - o Procurement – 14 projects (\$93 million)
 - o Construction – 28 projects (\$359 million)
 - o Candler Road Waterline Replacement
 - o Snapfinger Wastewater Treatment Plant
 - Phase 1 Construction
 - **Legal is negotiating the project closeout with the contractor.**
 - Phase 2 Construction
 - **Archer Western has started construction.**
- Owner-Controlled Insurance Program (OCIP) and Safety
 - o **Three safety inspectors are working.**
- Cost Estimating Services
 - o **Work is complete.**
- Construction Quality Control Services
 - o **Work in progress.**
- LSBE Program Enhancements
 - o Lien Waivers
 - o LSBE cash flow projections
- CIP Program Management Offices
 - o **The building owner has begun the build out for the Memorial Drive office.**
- Waterline Replacement
 - o **A strategy for procuring services for over \$60 million in immediate waterline replacement work is being finalized.**

Key Project Activities

- City of Atlanta Projects
 - o *Recent invoices from the COA are being reviewed.*
- Websites
 - o www.dekalbconsentdecree.com
 - o www.snapfingerexpansion.com