



BOARD OF REGISTRATION AND ELECTIONS SCHEDULED MEETING

May 26, 2026

12:00 PM

Memorial Drive Auditorium

DCTV's UStream channel: <https://video.ibm.com/channel/xUJgKs6n2VW>

1. ROLL CALL

2. APPROVAL OF AGENDA

3. APPROVAL OF MINUTES

- A. April 8, 2026 Special Called Meeting (p. 2)
- B. April 13, 2026 Scheduled Meeting (p. 4)

4. PUBLIC COMMENTS

5. ITEMS FOR DECISION

- A. Certification of the May 19 General Primary/Nonpartisan General Election (p. 8)
- B. Proposed Early Voting Times and Locations for the June 16 General Primary Runoff (p. 55)

6. ITEMS FOR DISCUSSION

- A. Director's Report (p. 58)
- B. Legislative Update

7. EXECUTIVE SESSION

8. BOARD COMMENTS

9. ADJOURNMENT

DeKalb County Board of Registration and Elections Meeting Minutes

April 8th, 2026
Start Time: 4:42 PM
End Time: 04:51 PM

Board Attendees: Karli Swift
Vasu Abhiraman
Travis Bowden
Gail Lee
Dele Lowman (Absent)

Other Attendees: Keisha Smith, Executive Director
Michael Petty, Senior Assistant County Attorney

APPROVAL OF AGENDA

Chair Swift called the Board of Registration and Elections meeting to order at 4:42 p.m.

Dr. Harris conducted the roll call, confirming the presence of each board member by name. A quorum was established.

A motion to approve the agenda was made by Mr. Bowden and seconded by Mr. Abhiraman. The motion passed unanimously.

PUBLIC COMMENT

Liz Throop

ITEMS FOR DISCUSSION

A) Pre-Certification Report - April 7 House District 94 Special Election Runoff

Chair Swift called for the pre-certification report and recognized Director Smith. Director Smith stated that in accordance with State Election Board Rule 183-1-12-.12 which requires the Board of Registration and Elections to hold this meeting for the limited purpose of conducting a review of precinct returns. Where for each precinct, the board shall compare the total number of ballots cast to the total number of unique voter ID numbers. The total number of ballots cast by each vote method shall be determined for each precinct and include all (1) absentee ballots received by the close of the polls, including those cast by advance voting, (2) ballots cast in person on Election Day and (3) all validated provisional ballots that have been tabulated. (Rule 183-1-

12.12(f)(2).) She further stated that “to determine the total number of unique voter ID numbers, the department shall compile a list of all voters who voted in the election, including by method of voting, and examine said list for duplicates. The list shall then be sorted by precinct and the total number of unique voter IDs from each precinct shall be counted. The total number of unique voters who voted by each method shall be reported for each precinct”. (Rule 183-1-12.12(f)(3). Director Smith then directed the Board members to the report and asked them to examine what was provided in the packet for review. Director Smith then concluded the overview.

Chair Swift provided an explanation of this meeting pursuant to Georgia State Election Board Rule.

BOARD COMMENTS

Ms. Lee had no comments.

Mr. Bowden thanked everyone for attending.

Mr. Abhiraman had no comments.

Chair Swift and the Board acknowledged Director Smith’s upcoming birthday.

ADJOURNMENT

At 4:51 p.m. a motion to adjourn was made by Mr. Bowden. Seconded by Mr. Abhiraman. The motion passed unanimously.

DeKalb County Board of Registration and Elections Meeting Minutes

April 13, 2026

Start Time: 12:10 PM

End Time: 1:37 PM

Board Attendees: Karli Swift
Vasu Abhiraman
Travis Bowden
Gail Lee
Dele Lowman

Other Attendees: Keisha Smith, Executive Director
Michael Petty, Senior Assistant County Attorney
Tristen Waite, Assistant County Attorney

APPROVAL OF AGENDA

Chair Swift convened the meeting of the Board of Registration and Elections at 12:10 p.m.

Ms. Austin conducted the roll call and confirmed the presence of Board members by name. A quorum was established.

Mr. Bowden moved to approve the agenda. The motion was seconded by Mr. Abhiraman and passed unanimously.

Mr. Bowden moved to approve the minutes of the meetings held on March 12, 2026, and March 16, 2026. The motion was seconded by Ms. Lowman and approved unanimously.

PUBLIC COMMENT

Janet Grant
Kendra Biegalski
Michael Beach
Betsy Shackelford
Bethann Frillman

ITEMS FOR DECISION

A) Certification of the April 7th, 2026 Special Election

Director Smith presented the post-election report for the April 7, 2026, Special Election Runoff. She also provided updates regarding total voter turnout, voting methods utilized, and unique voter statistics associated with the April 7, 2026, Special Election.

Mr. Abhiraman inquired about the reason for the rejection of a ballot. Director Smith explained that the voter was not a resident of the applicable district.

Mr. Bowden moved to certify the election results. The motion was seconded by Mr. Abhiraman and carried unanimously.

Mr. Bowden moved to recess the meeting so the certification documents could be signed by the Board members. The motion was seconded by Mr. Abhiraman and carried unanimously.

Following the recess, Mr. Abhiraman moved to resume the regular order of business. The motion was seconded by Mr. Bowden.

B) Authorization of Profile Marketing Contract

Director Smith provided an update regarding the County's procurement process for securing the contract for consultant services and explained how the selected vendors satisfied the established requirements. The Board engaged in dialogue around the procurement process including details regarding the responsive bidders and contract nuances.

Ms. Lowman moved to authorize the executive director to execute the agreement in a form approved by the County Attorney. The motion was seconded by Mr. Abhiraman and approved unanimously.

ITEMS FOR DISCUSSION

A) Director's Report

Director Smith provided an overview of the work completed since the previous meeting. She stated that staff had operated at a high level in preparation for the May elections and she reported on registration and election activities. She also provided an overview of the Logic and Accuracy (L&A) testing protocols, noting that the testing process was open to the public for observation. In addition, Director Smith reviewed the protocol for UOCAVA. Mr. Abhiraman interjected to clarify that UOCAVA refers to military and overseas voters.

Director Smith next presented Administration and Public Affairs Division updates. She provided a summary of poll official training highlighting that over 1,500 had been trained, and she touched on voter outreach. The director then went on to review the financial report. She noted that, following requests made by the Board after the February meeting, an additional \$1 million for voter outreach had been approved by the Board of Commissioners. She further advised that she submitted a request to the County administration to consider a contingency fund ranging from \$5 million to \$7 million in the event any pending legislative proposals were enacted.

Dialogue ensued around the 2026 Fiscal Year budget and expenditures, including discussions around questions posed by Ms. Lee regarding professional services and advertising expenses. Ms. Lee inquired about year-to-date encumbrances and expenditures. She also questioned the \$1.1 million advertising services allocation and requested details on anticipated expenses after

expressing concerns. Director Smith responded by providing a multi-channel strategy cost breakdown.

Mr. Bowden inquired about the workers compensation line item and requested that additional information regarding the allocation be provided at a future meeting.

Ms. Lowman clarified that the advertising allocation resulted from a prior request made by the Board. She stated that effective voter engagement requires multiple points of contact in order to encourage participation in the democratic process. Ms. Lowman also asked what operational impact would result if the department needed to respond quickly to legislative changes without sufficient contingency funding. Director Smith responded that additional staffing and staff training would be required to implement any significant operational changes and that accomplishing such adjustments seamlessly would be challenging without adequate funding. Ms. Lowman further stated that, while DeKalb County has been supportive of the department, not all counties in Georgia receive comparable levels of support.

Chair Swift addressed questions regarding advertising and commented that the line item represented approximately 10 percent of the overall budget. She further asked about the potential impact of legislative changes taking effect after July 1 and inquired about the projected number of ballot styles that could result. County staff estimated that the county could potentially be required to manage as many as 666 ballot styles.

Mr. Abhiraman asked about the anticipated number of ballot styles for the upcoming general election. County staff explained that ballot styles are determined by combinations of precincts and contests and estimated that the county could potentially have between 222 and 279 ballot styles. Mr. Abhiraman noted the significant administrative burden associated with managing and training poll workers for such a large number of ballot styles.

Chair Swift requested that Director Smith schedule pre-certification meetings for the upcoming elections. Director Smith stated that the election would occur on May 19, 2026, and that the pre-certification meeting must take place no later than May 22, 2026. Following discussion regarding scheduling logistics, the Board agreed to hold the pre-certification meeting at 8:30 a.m. on Friday, May 22, 2026. Director Smith further noted that the runoff election would be held on June 16, 2026, and that the corresponding pre-certification meeting would take place at 4:30 p.m. on Thursday, June 18, 2026.

B) Legislative Session

The Attorney Petty reported that the legislative session had concluded. He further advised the Board regarding House Bill 369, which provides that certain elected officials in Fulton, Cobb, Gwinnett, and DeKalb Counties shall serve in nonpartisan capacities.

Chair Swift asked whether any Board members had questions regarding the legislative update. No questions were raised.

Before yielding the floor to the Board for closing comments, Chair Swift announced the upcoming Poll Worker Appreciation Event scheduled for April 18, 2026 and encouraged attendance.

BOARD COMMENTS

Mr. Bowden thanked all attendees for their participation and stated that he looked forward to upcoming discussions regarding election security during the following month's meeting.

Mr. Abhiraman also thanked attendees and acknowledged the extensive work currently underway to ensure the successful administration of the May elections. He further noted that continued process improvement would be important in addressing any potential future changes to election procedures.

Ms. Lee referenced the "Key Priorities" section on page nine of the materials and specifically noted the emphasis on enhancing the voter experience. Ms. Lee stated that maintaining election security, integrity, and fairness should remain the primary priority and indicated that she would support reconsideration of the stated priorities.

Ms. Lowman expressed appreciation to staff for their continued dedication and consistent high-quality work. She also thanked members of the public and participants for continuing to attend Board meetings and encouraged ongoing community engagement.

Chair Swift stated that it was unfortunate that the Legislature had failed to act sooner and expressed the view that implementation of the changes would have been better delayed for an additional year. Chair Swift stated that the changes could result in multiple ballot types and create additional burdens for poll workers. Chair Swift concluded her remarks by thanking everyone for attending and emphasizing the importance of remaining focused on the successful administration of the May election.

ADJOURNMENT

At 1:37 p.m. a motion to adjourn was made by Mr. Bowden. Seconded by Ms. Lowman. The motion passed unanimously.



DeKalb County Voter Registration & Elections


Board of Registration and Elections
May 26, 2026

*Keisha L. Smith, MPA
VRE Executive Director*

Key Priorities



Our key priorities center on enhancing the voter experience for all eligible voters in DeKalb County. We will work to ensure the integrity of our elections, improve operational efficiencies, enhance staff training for full-time and seasonal employees and integrate technology and innovation to better our processes and upgrade our voter experience.



Voter Experience

A teal rectangular box containing a white icon of a hand pointing to a button labeled 'VOTE' and the text 'Voter Experience' to its right.

Elections Integrity

A teal rectangular box containing a white icon of a seal with a checkmark and the text 'Elections Integrity' to its right.

Technology & Innovation

A teal rectangular box containing a white icon of a globe with network nodes and the text 'Technology & Innovation' to its right.

Staff Training

A teal rectangular box containing a white icon of a lightbulb above three people and the text 'Staff Training' to its right.

Operational Efficiency

A teal rectangular box containing a white icon of a checkmark inside a square and the text 'Operational Efficiency' to its right.

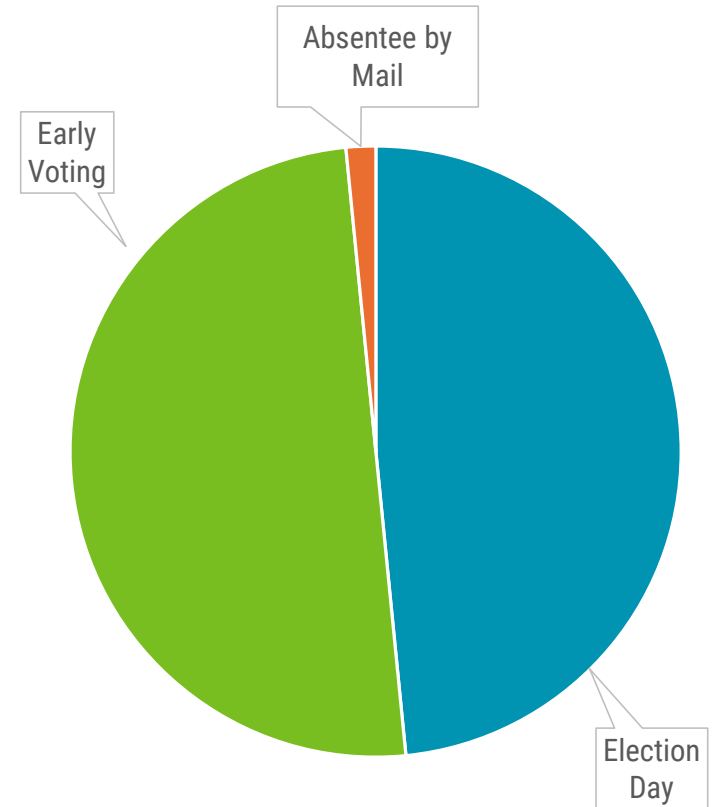
Post-Election Report

May 19, 2026 General Primary / Nonpartisan General Election

TURNOUT

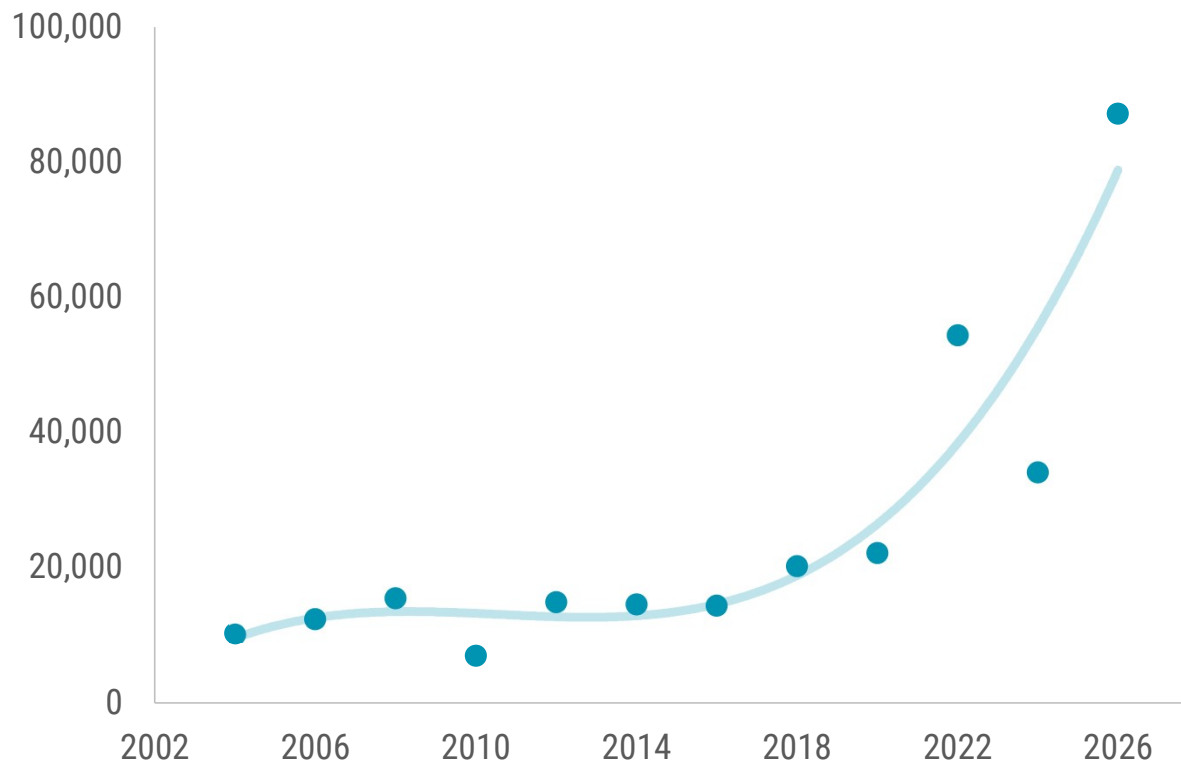
Registered Voters	495,076	(Active)
Ballots Cast	174,491	
Overall Turnout	35.25%	

Election Day	84,434	48.39%
Early Voting	87,194	49.97%
Absentee by Mail	2,721	1.56%
Provisional	142	0.08%
Total	174,491	100.00%



EARLY VOTING

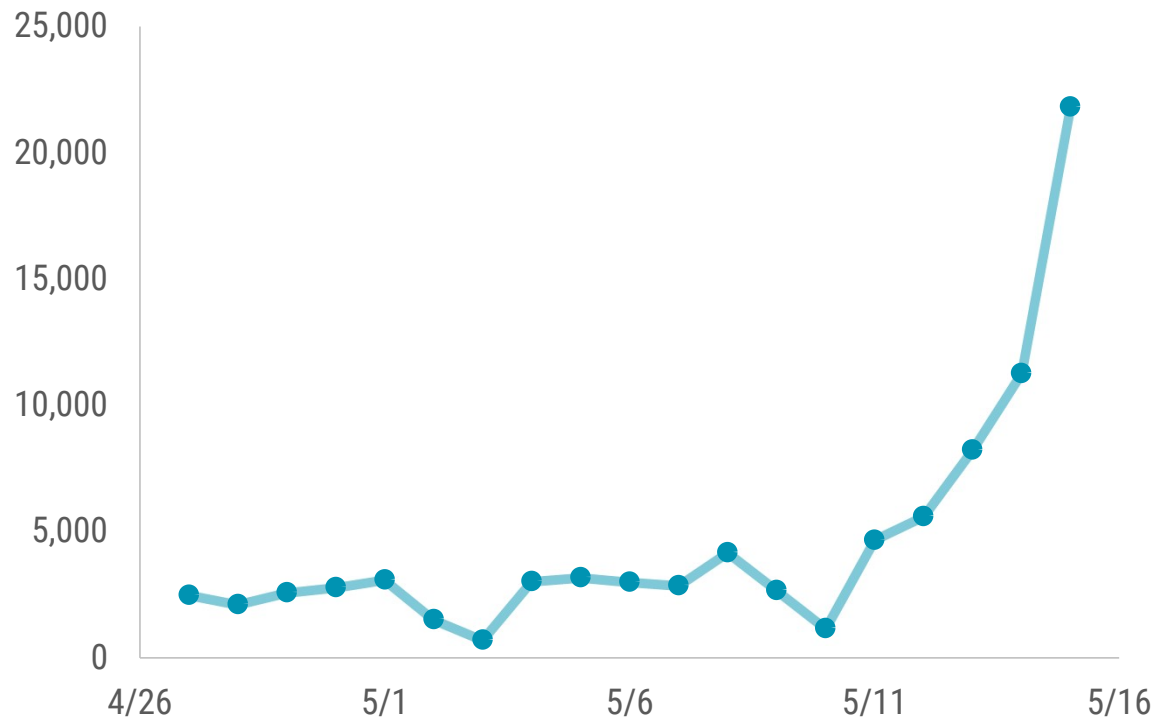
Voter Registration & Elections
DeKalb County, Georgia



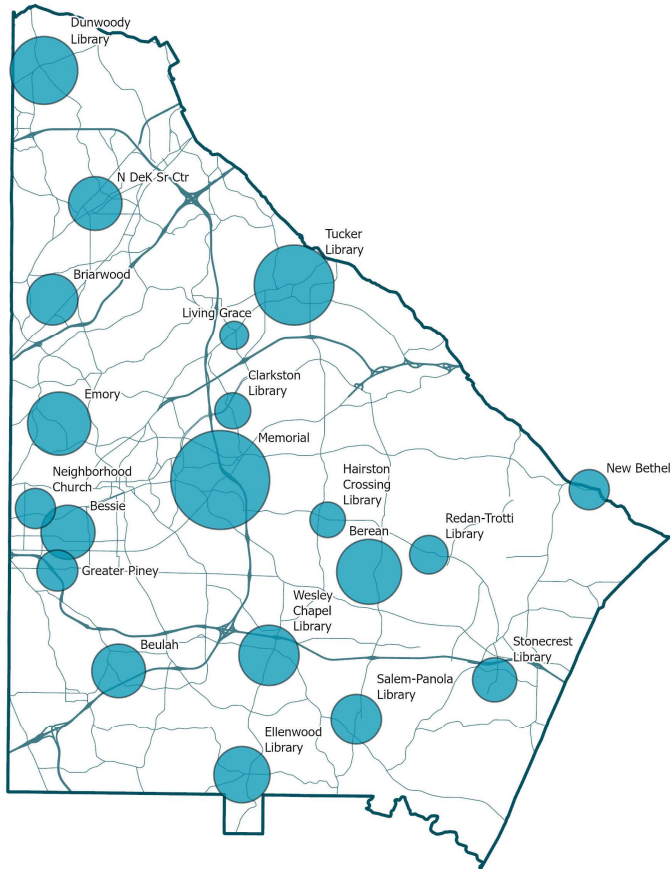
Early Voting turnout was by far the highest of any General Primary in our history.

EARLY VOTING

Voter Registration & Elections
DeKalb County, Georgia



Countywide
Early Voting
turnout spiked
in the last few
days.



Memorial Drive was the most popular location. The last day at Memorial was the busiest day in our history, including Presidential elections.

Site	Date	Turnout
Memorial	5/15/2026	2,753
Memorial	10/15/2024	2,565
Memorial	10/31/2025	2,552
Memorial	10/16/2024	2,469
Memorial	10/18/2024	2,468

ABSENTEE BY MAIL

Voter Registration & Elections
DeKalb County, Georgia

Ballots Accepted	2,721
Domestic	2,578
Overseas	143
Rejected/Spoiled	23
Total Received	2,744

ABSENTEE BY MAIL

Voter Registration & Elections
DeKalb County, Georgia

Provisional Absentee Ballots

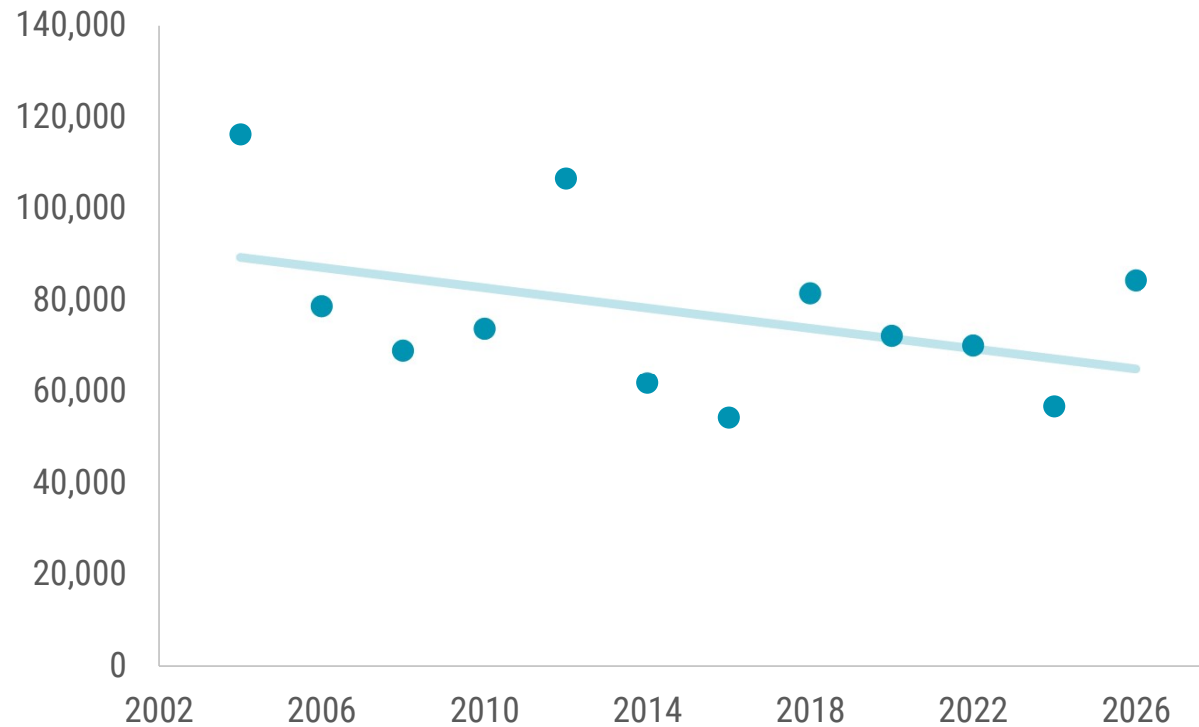
Electronic Signature	28
Missing Signature	28
Incorrect DOB	9
Missing DOB	68
Incorrect ID	18
Missing ID	7
<hr/>	
Total	158

Cured Provisional 102

Rejected Absentee Ballots

Missing Signature	4
Incorrect ID	7
Missing ID	4
<hr/>	
Total	15

Cured Rejected 6



Election Day turnout has been declining overall in favor of Early Voting, but traffic in this election was the highest of any General Primary since 2012.

Precincts	191
Polling Places	147
Poll Workers	1,245
Equipment Tested & Deployed	
Poll Pads	416
Touchscreens	1,727
Scanners	182

	Accepted	Rejected	Total
Out of Precinct	134	31	165
Registration in Question	1	23	24
Missing ID	3	7	10
Other	4	0	4
Total	142	61	203

A huge thank you to our county partners
who worked alongside us to facilitate
another successful election!



DeKalb County
G E O R G I A

Election Summary Report

Closed Primary

DeKalb

May 19, 2026

Summary for: All Contests, All Districts, All Tabulators, All Counting Groups

Unofficial and Incomplete

Electors Group	Counting Group	Ballots	Voters	Registered Voters	Turnout
Total	Election Day	84,434	84,434	495,076	17.05%
	Advance Voting	87,194	87,194		17.61%
	Absentee by Mail	2,721	2,721		0.55%
	Provisional	142	142		0.03%
	Total	174,491	174,491		35.25%

Precincts Reported: 191 of 191 (100.00%)

Registered Voters: 174,491 of 495,076 (35.25%)

Ballots Cast: 174,491

US Senate - Rep (Vote for 1) REP

Precincts Reported: 191 of 191 (100.00%)

	Election Day	Advance Voting	Absentee by Mail	Provisional	Total		
Times Cast	11,750	8,476	374	18	20,618 / 495,076	4.16%	
Candidate	Party	Election Day	Advance Voting	Absentee by Mail	Provisional	Total	
Earl L. "Buddy" Carter		1,998	1,617	93	5	3,713	19.05%
Mike Collins		3,034	2,211	92	5	5,342	27.41%
John F. Coyne III		282	255	7	1	545	2.80%
Derek Dooley		5,291	3,525	139	3	8,958	45.96%
Jonathan "Jon" McColum		503	402	25	3	933	4.79%
Total Votes		11,108	8,010	356	17	19,491	
		Election Day	Advance Voting	Absentee by Mail	Provisional	Total	

US Senate - Dem (Vote for 1) DEM

Precincts Reported: 191 of 191 (100.00%)

	Election Day	Advance Voting	Absentee by Mail	Provisional	Total		
Times Cast	69,926	77,141	2,300	121	149,488 / 495,076	30.19%	
Candidate	Party	Election Day	Advance Voting	Absentee by Mail	Provisional	Total	
Jon Ossoff (I)		66,966	74,381	2,230	110	143,687	100.00%
Total Votes		66,966	74,381	2,230	110	143,687	
		Election Day	Advance Voting	Absentee by Mail	Provisional	Total	

Governor - Rep (Vote for 1) REP

Precincts Reported: 191 of 191 (100.00%)

	Election Day	Advance Voti	Absentee by	Provisional	Total		
Times Cast	11,750	8,476	371	18	20,615 / 495,076 4.16%		
Candidate	Party	Election Day	Advance Voting	Absentee by Mail	Provisional	Total	
Chris Carr		1,856	1,328	37	2	3,223	15.76%
Clark Dean		141	89	5	0	235	1.15%
Rick Jackson		2,751	2,288	98	5	5,142	25.14%
Burt Jones		3,168	1,963	87	4	5,222	25.53%
Gregg Kirkpatrick		61	33	1	1	96	0.47%
Brad Raffensperger		3,533	2,654	136	6	6,329	30.94%
Tom Williams		52	32	1	0	85	0.42%
Ken Yasger		75	46	1	0	122	0.60%
Total Votes		11,637	8,433	366	18	20,454	
		Election Day	Advance Voting	Absentee by Mail	Provisional	Total	

Governor - Dem (Vote for 1) DEM

Precincts Reported: 191 of 191 (100.00%)

	Election Day	Advance Voti	Absentee by	Provisional	Total		
Times Cast	69,925	77,141	2,250	121	149,437 / 495,076 30.18%		
Candidate	Party	Election Day	Advance Voting	Absentee by Mail	Provisional	Total	
Keisha Lance Bottoms		29,268	33,220	884	68	63,440	42.72%
Olu Brown		615	485	8	2	1,110	0.75%
Amanda Duffy		950	674	11	5	1,640	1.10%
Geoff Duncan		4,348	5,110	213	8	9,679	6.52%
Jason Esteves		22,463	19,028	387	17	41,895	28.21%
Derrick Jackson		896	690	8	7	1,601	1.08%
Michael "Mike" Thurmond		10,859	17,567	710	13	29,149	19.63%
Total Votes		69,399	76,774	2,221	120	148,514	
		Election Day	Advance Voting	Absentee by Mail	Provisional	Total	

Lieutenant Governor - Rep (Vote for 1) REP

Precincts Reported: 191 of 191 (100.00%)

	Election Day	Advance Voti	Absentee by	Provisional	Total		
Times Cast	11,750	8,476	371	18	20,615 / 495,076 4.16%		
Candidate	Party	Election Day	Advance Voting	Absentee by Mail	Provisional	Total	
David Clark		1,620	1,051	48	2	2,721	14.79%
Greg Dolezal		2,160	1,684	86	3	3,933	21.37%
Steve Gooch		956	780	37	2	1,775	9.65%
John F. Kennedy		3,099	2,385	87	5	5,576	30.30%
Brenda Lynn Nelson-Porter		442	326	12	2	782	4.25%
Takosha Swan		347	271	6	0	624	3.39%
Blake Tillery		1,752	1,179	59	1	2,991	16.25%
Total Votes		10,376	7,676	335	15	18,402	
	Election Day	Advance Voting	Absentee by Mail	Provisional	Total		

Lieutenant Governor - Dem (Vote for 1) DEM

Precincts Reported: 191 of 191 (100.00%)

	Election Day	Advance Voti	Absentee by	Provisional	Total		
Times Cast	69,925	77,141	2,250	121	149,437 / 495,076 30.18%		
Candidate	Party	Election Day	Advance Voting	Absentee by Mail	Provisional	Total	
Josh McLaurin		30,091	33,495	1,061	34	64,681	45.80%
Nabilah Parkes		27,230	27,921	707	57	55,915	39.59%
Richard N. Wright		8,209	12,086	326	18	20,639	14.61%
Total Votes		65,530	73,502	2,094	109	141,235	
	Election Day	Advance Voting	Absentee by Mail	Provisional	Total		

Secretary of State - Rep (Vote for 1) REP

Precincts Reported: 191 of 191 (100.00%)

	Election Day	Advance Voti	Absentee by	Provisional	Total		
Times Cast	11,750	8,476	371	18	20,615 / 495,076 4.16%		
Candidate	Party	Election Day	Advance Voting	Absentee by Mail	Provisional	Total	
Tim Fleming		3,381	2,386	114	6	5,887	32.29%
Vernon Jones		2,421	1,719	48	6	4,194	23.01%
Kelvin King		1,650	1,320	72	1	3,043	16.69%
Ted Metz		690	476	12	1	1,179	6.47%
Gabriel "Gabe" Sterling		2,114	1,726	82	4	3,926	21.54%
Total Votes		10,256	7,627	328	18	18,229	
	Election Day	Advance Voting	Absentee by Mail	Provisional	Total		

Secretary of State - Dem (Vote for 1)**DEM**

Precincts Reported: 191 of 191 (100.00%)

	Election Day	Advance Voti	Absentee by	Provisional	Total	
Times Cast	69,925	77,141	2,250	121	149,437 / 495,076	30.18%

Candidate	Party	Election Day	Advance Voting	Absentee by Mail	Provisional	Total	
Cam Ashling		7,399	7,370	205	12	14,986	10.68%
Dana Barrett		25,994	28,133	727	35	54,889	39.11%
Penny Brown Reynolds		25,642	31,603	995	45	58,285	41.53%
Adrian Consonery, Jr.		5,917	6,080	177	13	12,187	8.68%
Total Votes		64,952	73,186	2,104	105	140,347	

	Election Day	Advance Voting	Absentee by Mail	Provisional	Total	

Attorney General - Rep (Vote for 1)**REP**

Precincts Reported: 191 of 191 (100.00%)

	Election Day	Advance Voti	Absentee by	Provisional	Total	
Times Cast	11,750	8,476	371	18	20,615 / 495,076	4.16%

Candidate	Party	Election Day	Advance Voting	Absentee by Mail	Provisional	Total	
Bill Cowsert		3,038	2,364	109	3	5,514	31.91%
Brian Strickland		6,680	4,871	204	13	11,768	68.09%
Total Votes		9,718	7,235	313	16	17,282	

	Election Day	Advance Voting	Absentee by Mail	Provisional	Total	

Attorney General - Dem (Vote for 1)**DEM**

Precincts Reported: 191 of 191 (100.00%)

	Election Day	Advance Voti	Absentee by	Provisional	Total	
Times Cast	69,925	77,141	2,250	121	149,437 / 495,076	30.18%

Candidate	Party	Election Day	Advance Voting	Absentee by Mail	Provisional	Total	
Tanya Miller		55,251	61,944	1,623	94	118,912	83.72%
Robert "Bob" Trammell		10,608	12,021	481	15	23,125	16.28%
Total Votes		65,859	73,965	2,104	109	142,037	

	Election Day	Advance Voting	Absentee by Mail	Provisional	Total	

Commissioner of Agriculture - Rep (Vote for 1) REP

Precincts Reported: 191 of 191 (100.00%)

	Election Day	Advance Voting	Absentee by Mail	Provisional	Total		
Times Cast	11,750	8,476	371	18	20,615 / 495,076 4.16%		
Candidate	Party	Election Day	Advance Voting	Absentee by Mail	Provisional	Total	
Tyler Harper (I)		8,971	6,614	254	14	15,853 100.00%	
Total Votes		8,971	6,614	254	14	15,853	
	Election Day	Advance Voting	Absentee by Mail	Provisional	Total		

Commissioner of Agriculture - Dem (Vote for 1) DEM

Precincts Reported: 191 of 191 (100.00%)

	Election Day	Advance Voting	Absentee by Mail	Provisional	Total		
Times Cast	69,925	77,141	2,250	121	149,437 / 495,076 30.18%		
Candidate	Party	Election Day	Advance Voting	Absentee by Mail	Provisional	Total	
Katherine E. Juhan-Arnold		39,485	44,655	1,071	63	85,274 62.21%	
Sedrick Kent Rowe, Jr.		23,823	26,997	936	41	51,797 37.79%	
Total Votes		63,308	71,652	2,007	104	137,071	
	Election Day	Advance Voting	Absentee by Mail	Provisional	Total		

Commissioner of Insurance - Rep (Vote for 1) REP

Precincts Reported: 191 of 191 (100.00%)

	Election Day	Advance Voting	Absentee by Mail	Provisional	Total		
Times Cast	11,750	8,476	371	18	20,615 / 495,076 4.16%		
Candidate	Party	Election Day	Advance Voting	Absentee by Mail	Provisional	Total	
John King (I)		8,726	6,394	261	15	15,396 100.00%	
Total Votes		8,726	6,394	261	15	15,396	
	Election Day	Advance Voting	Absentee by Mail	Provisional	Total		

Commissioner of Insurance - Dem (Vote for 1)**DEM**

Precincts Reported: 191 of 191 (100.00%)

	Election Day	Advance Voting	Absentee by Mail	Provisional	Total	
Times Cast	69,925	77,141	2,250	121	149,437 / 495,076	30.18%

Candidate	Party	Election Day	Advance Voting	Absentee by Mail	Provisional	Total	
Clarence Blalock		13,274	13,068	391	20	26,753	19.45%
Thomas Dean		4,884	5,443	119	10	10,456	7.60%
Ambuj "AJ" Jain		10,669	9,714	283	10	20,676	15.03%
DeAndre Mathis		11,397	13,380	429	24	25,230	18.34%
Keisha Sean Waites		23,230	30,373	810	41	54,454	39.58%
Total Votes		63,454	71,978	2,032	105	137,569	

	Election Day	Advance Voting	Absentee by Mail	Provisional	Total	
--	--------------	----------------	------------------	-------------	-------	--

State School Superintendent - Rep (Vote for 1)**REP**

Precincts Reported: 191 of 191 (100.00%)

	Election Day	Advance Voting	Absentee by Mail	Provisional	Total	
Times Cast	11,750	8,476	371	18	20,615 / 495,076	4.16%

Candidate	Party	Election Day	Advance Voting	Absentee by Mail	Provisional	Total	
Nelva Lee		429	302	13	1	745	4.27%
Fred "Bubba" Longgear		2,810	2,000	105	5	4,920	28.18%
Mesha Mainor		848	619	22	1	1,490	8.54%
Randell E. Trammell		1,412	1,143	71	4	2,630	15.07%
Richard Woods (I)		4,320	3,243	106	3	7,672	43.95%
Total Votes		9,819	7,307	317	14	17,457	

	Election Day	Advance Voting	Absentee by Mail	Provisional	Total	
--	--------------	----------------	------------------	-------------	-------	--

State School Superintendent - Dem (Vote for 1)**DEM**

Precincts Reported: 191 of 191 (100.00%)

	Election Day	Advance Voting	Absentee by Mail	Provisional	Total	
Times Cast	69,925	77,141	2,250	121	149,437 / 495,076	30.18%

Candidate	Party	Election Day	Advance Voting	Absentee by Mail	Provisional	Total	
Anton Anthony		17,348	19,343	585	32	37,308	27.26%
Lydia Powell		31,969	36,025	834	58	68,886	50.34%
Otha Thornton		13,924	16,110	614	11	30,659	22.40%
Total Votes		63,241	71,478	2,033	101	136,853	

	Election Day	Advance Voting	Absentee by Mail	Provisional	Total	
--	--------------	----------------	------------------	-------------	-------	--

Commissioner of Labor - Rep (Vote for 1) REP

Precincts Reported: 191 of 191 (100.00%)

	Election Day	Advance Voti	Absentee by	Provisional	Total		
Times Cast	11,750	8,476	371	18	20,615 / 495,076	4.16%	
Candidate	Party	Election Day	Advance Voting	Absentee by Mail	Provisional	Total	
Bárbara Rivera Holmes (I)		8,392	6,214	222	14	14,842	100.00%
Total Votes		8,392	6,214	222	14	14,842	
		Election Day	Advance Voting	Absentee by Mail	Provisional	Total	

Commissioner of Labor - Dem (Vote for 1) DEM

Precincts Reported: 191 of 191 (100.00%)

	Election Day	Advance Voti	Absentee by	Provisional	Total		
Times Cast	69,925	77,141	2,250	121	149,437 / 495,076	30.18%	
Candidate	Party	Election Day	Advance Voting	Absentee by Mail	Provisional	Total	
Brett A. Hulme		14,727	16,264	582	8	31,581	23.10%
Jason Moon		6,218	7,214	183	13	13,628	9.97%
Nikki Porcher		18,111	20,402	483	39	39,035	28.56%
Michelle Michi Sanchez		16,816	17,778	405	37	35,036	25.63%
Christian Wise Smith		7,169	9,878	365	8	17,420	12.74%
Total Votes		63,041	71,536	2,018	105	136,700	
		Election Day	Advance Voting	Absentee by Mail	Provisional	Total	

PSC - District 3 - Rep (Vote for 1) REP

Precincts Reported: 191 of 191 (100.00%)

	Election Day	Advance Voti	Absentee by	Provisional	Total		
Times Cast	11,750	8,476	371	18	20,615 / 495,076	4.16%	
Candidate	Party	Election Day	Advance Voting	Absentee by Mail	Provisional	Total	
Fitz Johnson		4,752	3,489	165	2	8,408	55.36%
Brandon Martin		3,773	2,885	109	12	6,779	44.64%
Total Votes		8,525	6,374	274	14	15,187	
		Election Day	Advance Voting	Absentee by Mail	Provisional	Total	

PSC - District 3 - Dem (Vote for 1) DEM

Precincts Reported: 191 of 191 (100.00%)

	Election Day	Advance Voting	Absentee by Mail	Provisional	Total		
Times Cast	69,925	77,141	2,250	121	149,437 / 495,076	30.18%	
Candidate	Party	Election Day	Advance Voting	Absentee by Mail	Provisional	Total	
Peter Hubbard (I)		60,574	68,468	1,862	85	130,989	100.00%
Total Votes		60,574	68,468	1,862	85	130,989	
	Election Day	Advance Voting	Absentee by Mail	Provisional	Total		

PSC - District 5 - Rep (Vote for 1) REP

Precincts Reported: 191 of 191 (100.00%)

	Election Day	Advance Voting	Absentee by Mail	Provisional	Total		
Times Cast	11,750	8,476	371	18	20,615 / 495,076	4.16%	
Candidate	Party	Election Day	Advance Voting	Absentee by Mail	Provisional	Total	
Bobby Mehan		2,384	1,719	60	1	4,164	27.47%
Carolyn Tatum Roddy		2,265	1,779	74	6	4,124	27.20%
Josh Tolbert		3,860	2,868	138	7	6,873	45.33%
Total Votes		8,509	6,366	272	14	15,161	
	Election Day	Advance Voting	Absentee by Mail	Provisional	Total		

PSC - District 5 - Dem (Vote for 1) DEM

Precincts Reported: 191 of 191 (100.00%)

	Election Day	Advance Voting	Absentee by Mail	Provisional	Total		
Times Cast	69,925	77,141	2,250	121	149,437 / 495,076	30.18%	
Candidate	Party	Election Day	Advance Voting	Absentee by Mail	Provisional	Total	
Craig Cupid		13,084	14,090	585	12	27,771	20.54%
Shelia Edwards		30,658	36,915	820	64	68,457	50.64%
Angelia Pressley		18,599	19,742	591	24	38,956	28.82%
Total Votes		62,341	70,747	1,996	100	135,184	
	Election Day	Advance Voting	Absentee by Mail	Provisional	Total		

US House of Representatives - District 4 - Rep (Vote for 1) REP

Precincts Reported: 128 of 128 (100.00%)

	Election Day	Advance Voting	Absentee by Mail	Provisional	Total		
Times Cast	6,857	5,582	222	11	12,672 / 321,099 3.95%		
Candidate	Party	Election Day	Advance Voting	Absentee by Mail	Provisional	Total	
Jim Duffie		5,199	4,266	153	8	9,626 100.00%	
Total Votes		5,199	4,266	153	8	9,626	
	Election Day	Advance Voting	Absentee by Mail	Provisional	Total		

US House of Representatives - District 4 - Dem (Vote for 1) DEM

Precincts Reported: 128 of 128 (100.00%)

	Election Day	Advance Voting	Absentee by Mail	Provisional	Total		
Times Cast	39,437	48,311	1,292	92	89,132 / 321,099 27.76%		
Candidate	Party	Election Day	Advance Voting	Absentee by Mail	Provisional	Total	
Henry "Hank" Johnson, Jr. (I)		29,148	39,275	1,074	38	69,535 81.15%	
Ansel Postell		4,790	4,049	66	13	8,918 10.41%	
Ben Truman		3,516	3,608	96	12	7,232 8.44%	
Total Votes		37,454	46,932	1,236	63	85,685	
	Election Day	Advance Voting	Absentee by Mail	Provisional	Total		

US House of Representatives - District 5 - Rep (Vote for 1) REP

Precincts Reported: 62 of 62 (100.00%)

	Election Day	Advance Voting	Absentee by Mail	Provisional	Total		
Times Cast	4,837	2,828	152	7	7,824 / 159,622 4.90%		
Candidate	Party	Election Day	Advance Voting	Absentee by Mail	Provisional	Total	
John "Bongo" Salvesen		3,205	1,884	84	3	5,176 100.00%	
Total Votes		3,205	1,884	84	3	5,176	
	Election Day	Advance Voting	Absentee by Mail	Provisional	Total		

US House of Representatives - District 5 - Dem (Vote for 1) DEM

Precincts Reported: 62 of 62 (100.00%)

	Election Day	Advance Voti	Absentee by	Provisional	Total	
Times Cast	28,540	25,213	943	27	54,723 / 159,622 34.28%	
Candidate	Party	Election Day	Advance Voting	Absentee by Mail	Provisional	Total
Arnetress Beatty		2,948	2,129	60	4	5,141 10.08%
Nikema Williams (I)		23,300	21,743	806	16	45,865 89.92%
Total Votes		26,248	23,872	866	20	51,006
	Election Day	Advance Voting	Absentee by Mail	Provisional	Total	

US House of Representatives - District 13 - Rep (Vote for 1) REP

Precincts Reported: 4 of 4 (100.00%)

	Election Day	Advance Voti	Absentee by	Provisional	Total	
Times Cast	56	66	0	0	122 / 14,355 0.85%	
Candidate	Party	Election Day	Advance Voting	Absentee by Mail	Provisional	Total
Jonathan Chavez		39	52	0	0	91 100.00%
Total Votes		39	52	0	0	91
	Election Day	Advance Voting	Absentee by Mail	Provisional	Total	

US House of Representatives - District 13 - Dem (Vote for 1) DEM

Precincts Reported: 4 of 4 (100.00%)

	Election Day	Advance Voti	Absentee by	Provisional	Total	
Times Cast	1,949	3,617	65	2	5,633 / 14,355 39.24%	
Candidate	Party	Election Day	Advance Voting	Absentee by Mail	Provisional	Total
Everton "EJ" Blair		149	198	4	0	351 7.26%
Jasmine Clark		846	1,883	43	0	2,772 57.31%
Jeff Fauntleroy, Sr.		21	28	1	0	50 1.03%
Emanuel D. Jones		167	440	12	0	619 12.80%
Heavenly Kimes		408	583	5	0	996 20.59%
Joe N. Lester		21	28	0	0	49 1.01%
Total Votes		1,612	3,160	65	0	4,837
	Election Day	Advance Voting	Absentee by Mail	Provisional	Total	

State Senate - District 10 - Rep (Vote for 1)

REP

Precincts Reported: 43 of 43 (100.00%)

	Election Day	Advance Voti	Absentee by	Provisional	Total		
Times Cast	1,292	906	59	5	2,262 / 103,335	2.19%	
Candidate	Party	Election Day	Advance Voting	Absentee by Mail	Provisional	Total	
Furquan Stafford		859	579	35	0	1,473	100.00%
Total Votes		859	579	35	0	1,473	
	Election Day	Advance Voting	Absentee by Mail	Provisional	Total		

State Senate - District 10 - Dem (Vote for 1)

DEM

Precincts Reported: 43 of 43 (100.00%)

	Election Day	Advance Voti	Absentee by	Provisional	Total		
Times Cast	16,357	20,322	597	28	37,304 / 103,335	36.10%	
Candidate	Party	Election Day	Advance Voting	Absentee by Mail	Provisional	Total	
Kate Denny		3,992	3,852	108	4	7,956	22.70%
Larry Johnson		6,888	10,281	309	6	17,484	49.88%
Gabrielle Rogers		3,655	4,445	106	0	8,206	23.41%
Sylvester Smith III		601	780	26	0	1,407	4.01%
Total Votes		15,136	19,358	549	10	35,053	
	Election Day	Advance Voting	Absentee by Mail	Provisional	Total		

State Senate - District 40 - Rep (Vote for 1)

REP

Precincts Reported: 35 of 35 (100.00%)

	Election Day	Advance Voti	Absentee by	Provisional	Total		
Times Cast	5,211	3,906	102	8	9,227 / 90,206	10.23%	
Candidate	Party	Election Day	Advance Voting	Absentee by Mail	Provisional	Total	
Melina R. Mast		3,640	2,731	58	8	6,437	100.00%
Total Votes		3,640	2,731	58	8	6,437	
	Election Day	Advance Voting	Absentee by Mail	Provisional	Total		

State Senate - District 40 - Dem (Vote for 1)

DEM

Precincts Reported: 35 of 35 (100.00%)

		Election Day	Advance Voting	Absentee by Mail	Provisional	Total	
Times Cast		9,225	9,267	231	30	18,753 / 90,206 20.79%	
Candidate	Party	Election Day	Advance Voting	Absentee by Mail	Provisional	Total	
Sally Harrell (I)		8,090	8,423	197	13	16,723	100.00%
Total Votes		8,090	8,423	197	13	16,723	
		Election Day	Advance Voting	Absentee by Mail	Provisional	Total	

State Senate - District 41 - Rep (Vote for 1)

REP

Precincts Reported: 48 of 48 (100.00%)

		Election Day	Advance Voting	Absentee by Mail	Provisional	Total	
Times Cast		2,364	1,472	91	4	3,931 / 112,847 3.48%	
Candidate	Party	Election Day	Advance Voting	Absentee by Mail	Provisional	Total	
Jeff Newlin		1,627	1,036	60	2	2,725	100.00%
Total Votes		1,627	1,036	60	2	2,725	
		Election Day	Advance Voting	Absentee by Mail	Provisional	Total	

State Senate - District 41 - Dem (Vote for 1)

DEM

Precincts Reported: 48 of 48 (100.00%)

		Election Day	Advance Voting	Absentee by Mail	Provisional	Total	
Times Cast		14,075	15,411	444	26	29,956 / 112,847 26.55%	
Candidate	Party	Election Day	Advance Voting	Absentee by Mail	Provisional	Total	
Kim Jackson (I)		9,651	11,202	319	9	21,181	75.52%
Shenika Lavern Maddox		3,384	3,386	91	4	6,865	24.48%
Total Votes		13,035	14,588	410	13	28,046	
		Election Day	Advance Voting	Absentee by Mail	Provisional	Total	

State Senate - District 43 - Dem (Vote for 1)

DEM

Precincts Reported: 4 of 4 (100.00%)

	Election Day	Advance Voting	Absentee by Mail	Provisional	Total	
Times Cast	1,604	1,890	31	3	3,528 / 12,187	28.95%

Candidate	Party	Election Day	Advance Voting	Absentee by Mail	Provisional	Total	
Tonya P. Anderson (I)		1,187	1,454	23	0	2,664	78.96%
Donald "Ferg" Ferguson		110	98	0	0	208	6.16%
Sharon Henderson		224	277	1	0	502	14.88%
Total Votes		1,521	1,829	24	0	3,374	

	Election Day	Advance Voting	Absentee by Mail	Provisional	Total	
--	--------------	----------------	------------------	-------------	-------	--

State Senate - District 44 - Rep (Vote for 1)

REP

Precincts Reported: 37 of 37 (100.00%)

	Election Day	Advance Voting	Absentee by Mail	Provisional	Total	
Times Cast	1,522	870	39	1	2,432 / 96,227	2.53%

Candidate	Party	Election Day	Advance Voting	Absentee by Mail	Provisional	Total	
Ngozi Orabueze		831	492	20	1	1,344	100.00%
Total Votes		831	492	20	1	1,344	

	Election Day	Advance Voting	Absentee by Mail	Provisional	Total	
--	--------------	----------------	------------------	-------------	-------	--

State Senate - District 44 - Dem (Vote for 1)

DEM

Precincts Reported: 37 of 37 (100.00%)

	Election Day	Advance Voting	Absentee by Mail	Provisional	Total	
Times Cast	18,681	17,123	582	18	36,404 / 96,227	37.83%

Candidate	Party	Election Day	Advance Voting	Absentee by Mail	Provisional	Total	
Saira Draper		11,783	10,461	312	9	22,565	67.02%
Nadine Thomas		5,255	5,619	223	5	11,102	32.98%
Total Votes		17,038	16,080	535	14	33,667	

	Election Day	Advance Voting	Absentee by Mail	Provisional	Total	
--	--------------	----------------	------------------	-------------	-------	--

State Senate - District 55 - Rep (Vote for 1) REP

Precincts Reported: 30 of 30 (100.00%)

	Election Day	Advance Voting	Absentee by Mail	Provisional	Total		
Times Cast	1,307	1,291	79	0	2,677 / 80,274	3.33%	
Candidate	Party	Election Day	Advance Voting	Absentee by Mail	Provisional	Total	
Mary Williams Benefield		950	980	54	0	1,984	100.00%
Total Votes		950	980	54	0	1,984	
	Election Day	Advance Voting	Absentee by Mail	Provisional	Total		

State Senate - District 55 - Dem (Vote for 1) DEM

Precincts Reported: 30 of 30 (100.00%)

	Election Day	Advance Voting	Absentee by Mail	Provisional	Total		
Times Cast	9,983	13,128	365	16	23,492 / 80,274	29.26%	
Candidate	Party	Election Day	Advance Voting	Absentee by Mail	Provisional	Total	
Randal Mangham (I)		8,808	11,705	313	10	20,836	100.00%
Total Votes		8,808	11,705	313	10	20,836	
	Election Day	Advance Voting	Absentee by Mail	Provisional	Total		

State House of Representatives - District 52 - Dem (Vote for 1) DEM

Precincts Reported: 6 of 6 (100.00%)

	Election Day	Advance Voting	Absentee by Mail	Provisional	Total		
Times Cast	1,829	1,775	41	7	3,652 / 17,922	20.38%	
Candidate	Party	Election Day	Advance Voting	Absentee by Mail	Provisional	Total	
Shea Roberts (I)		1,601	1,576	36	0	3,213	100.00%
Total Votes		1,601	1,576	36	0	3,213	
	Election Day	Advance Voting	Absentee by Mail	Provisional	Total		

State House of Representatives - District 80 - Rep (Vote for 1) REP

Precincts Reported: 15 of 15 (100.00%)

	Election Day	Advance Voting	Absentee by Mail	Provisional	Total		
Times Cast	2,274	1,801	48	5	4,128 / 33,413	12.35%	
Candidate	Party	Election Day	Advance Voting	Absentee by Mail	Provisional	Total	
Brian Anderson		1,653	1,285	32	5	2,975	100.00%
Total Votes		1,653	1,285	32	5	2,975	
	Election Day	Advance Voting	Absentee by Mail	Provisional	Total		

State House of Representatives - District 80 - Dem (Vote for 1) DEM

Precincts Reported: 15 of 15 (100.00%)

	Election Day	Advance Voting	Absentee by Mail	Provisional	Total	
Times Cast	3,123	3,305	69	10	6,507 / 33,413 19.47%	
Candidate	Party	Election Day	Advance Voting	Absentee by Mail	Provisional	Total
Long Tran (I)		2,770	3,019	60	5	5,854 100.00%
Total Votes		2,770	3,019	60	5	5,854
	Election Day	Advance Voting	Absentee by Mail	Provisional	Total	

State House of Representatives - District 83 - Rep (Vote for 1) REP

Precincts Reported: 11 of 11 (100.00%)

	Election Day	Advance Voting	Absentee by Mail	Provisional	Total	
Times Cast	1,274	927	20	1	2,222 / 28,883 7.69%	
Candidate	Party	Election Day	Advance Voting	Absentee by Mail	Provisional	Total
James "Trip" Smith		897	667	12	0	1,576 100.00%
Total Votes		897	667	12	0	1,576
	Election Day	Advance Voting	Absentee by Mail	Provisional	Total	

State House of Representatives - District 83 - Dem (Vote for 1) DEM

Precincts Reported: 11 of 11 (100.00%)

	Election Day	Advance Voting	Absentee by Mail	Provisional	Total	
Times Cast	2,916	3,029	57	3	6,005 / 28,883 20.79%	
Candidate	Party	Election Day	Advance Voting	Absentee by Mail	Provisional	Total
Karen Lupton (I)		2,514	2,718	46	1	5,279 100.00%
Total Votes		2,514	2,718	46	1	5,279
	Election Day	Advance Voting	Absentee by Mail	Provisional	Total	

State House of Representatives - District 84 - Dem (Vote for 1) DEM

Precincts Reported: 18 of 18 (100.00%)

	Election Day	Advance Voting	Absentee by Mail	Provisional	Total	
Times Cast	7,630	7,187	271	16	15,104 / 42,206 35.79%	
Candidate	Party	Election Day	Advance Voting	Absentee by Mail	Provisional	Total
Mary Margaret Oliver (I)		6,827	6,524	247	4	13,602 100.00%
Total Votes		6,827	6,524	247	4	13,602
	Election Day	Advance Voting	Absentee by Mail	Provisional	Total	

State House of Representatives - District 85 - Rep (Vote for 1) REP

Precincts Reported: 19 of 19 (100.00%)

	Election Day	Advance Voti	Absentee by	Provisional	Total	
Times Cast	603	371	16	1	991 / 35,047	2.83%
Candidate	Party	Election Day	Advance Voting	Absentee by Mail	Provisional	Total
Tyion Fields		394	231	8	0	633 / 100.00%
Total Votes		394	231	8	0	633
	Election Day	Advance Voting	Absentee by Mail	Provisional	Total	

State House of Representatives - District 85 - Dem (Vote for 1) DEM

Precincts Reported: 19 of 19 (100.00%)

	Election Day	Advance Voti	Absentee by	Provisional	Total	
Times Cast	5,170	5,474	169	14	10,827 / 35,047	30.89%
Candidate	Party	Election Day	Advance Voting	Absentee by Mail	Provisional	Total
Karla L. Drenner (I)		4,523	4,944	148	4	9,619 / 100.00%
Total Votes		4,523	4,944	148	4	9,619
	Election Day	Advance Voting	Absentee by Mail	Provisional	Total	

State House of Representatives - District 86 - Dem (Vote for 1) DEM

Precincts Reported: 16 of 16 (100.00%)

	Election Day	Advance Voti	Absentee by	Provisional	Total	
Times Cast	4,558	5,154	200	4	9,916 / 35,704	27.77%
Candidate	Party	Election Day	Advance Voting	Absentee by Mail	Provisional	Total
Imani Barnes (I)		4,007	4,640	154	0	8,801 / 100.00%
Total Votes		4,007	4,640	154	0	8,801
	Election Day	Advance Voting	Absentee by Mail	Provisional	Total	

State House of Representatives - District 87 - Rep (Vote for 1) REP

Precincts Reported: 20 of 20 (100.00%)

	Election Day	Advance Voti	Absentee by	Provisional	Total	
Times Cast	1,099	999	29	0	2,127 / 37,685	5.64%
Candidate	Party	Election Day	Advance Voting	Absentee by Mail	Provisional	Total
Timothy J. Burson		817	727	25	0	1,569 / 100.00%
Total Votes		817	727	25	0	1,569
	Election Day	Advance Voting	Absentee by Mail	Provisional	Total	

State House of Representatives - District 87 - Dem (Vote for 1)

DEM

Precincts Reported: 20 of 20 (100.00%)

	Election Day	Advance Voting	Absentee by Mail	Provisional	Total		
Times Cast	4,603	5,111	160	7	9,881 / 37,685	26.22%	
Candidate	Party	Election Day	Advance Voting	Absentee by Mail	Provisional	Total	
Viola Davis (I)		4,154	4,717	138	3	9,012	100.00%
Total Votes		4,154	4,717	138	3	9,012	
	Election Day	Advance Voting	Absentee by Mail	Provisional	Total		

State House of Representatives - District 88 - Rep (Vote for 1)

REP

Precincts Reported: 16 of 16 (100.00%)

	Election Day	Advance Voting	Absentee by Mail	Provisional	Total		
Times Cast	638	612	58	0	1,308 / 32,631	4.01%	
Candidate	Party	Election Day	Advance Voting	Absentee by Mail	Provisional	Total	
William Park Freeman		468	479	37	0	984	100.00%
Total Votes		468	479	37	0	984	
	Election Day	Advance Voting	Absentee by Mail	Provisional	Total		

State House of Representatives - District 88 - Dem (Vote for 1)

DEM

Precincts Reported: 16 of 16 (100.00%)

	Election Day	Advance Voting	Absentee by Mail	Provisional	Total		
Times Cast	3,937	5,236	193	11	9,377 / 32,631	28.74%	
Candidate	Party	Election Day	Advance Voting	Absentee by Mail	Provisional	Total	
Billy Mitchell (I)		3,481	4,713	162	4	8,360	100.00%
Total Votes		3,481	4,713	162	4	8,360	
	Election Day	Advance Voting	Absentee by Mail	Provisional	Total		

State House of Representatives - District 89 - Dem (Vote for 1)

DEM

Precincts Reported: 19 of 19 (100.00%)

	Election Day	Advance Voting	Absentee by Mail	Provisional	Total		
Times Cast	8,004	7,265	238	6	15,513 / 44,533	34.83%	
Candidate	Party	Election Day	Advance Voting	Absentee by Mail	Provisional	Total	
Omari Crawford (I)		6,713	6,367	187	1	13,268	100.00%
Total Votes		6,713	6,367	187	1	13,268	
	Election Day	Advance Voting	Absentee by Mail	Provisional	Total		

State House of Representatives - District 90 - Rep (Vote for 1) REP

Precincts Reported: 19 of 19 (100.00%)

	Election Day	Advance Voti	Absentee by	Provisional	Total		
Times Cast	521	409	16	0	946 / 44,241	2.14%	
Candidate	Party	Election Day	Advance Voting	Absentee by Mail	Provisional	Total	
Samantha Boston		318	228	9	0	555	100.00%
Total Votes		318	228	9	0	555	
	Election Day	Advance Voting	Absentee by Mail	Provisional	Total		

State House of Representatives - District 90 - Dem (Vote for 1) DEM

Precincts Reported: 19 of 19 (100.00%)

	Election Day	Advance Voti	Absentee by	Provisional	Total		
Times Cast	8,129	8,312	282	10	16,733 / 44,241	37.82%	
Candidate	Party	Election Day	Advance Voting	Absentee by Mail	Provisional	Total	
Bentley Hudgins		3,539	3,383	123	1	7,046	66.02%
Leisa Stafford		1,619	1,940	67	1	3,627	33.98%
Total Votes		5,158	5,323	190	2	10,673	
	Election Day	Advance Voting	Absentee by Mail	Provisional	Total		

State House of Representatives - District 91 - Dem (Vote for 1) DEM

Precincts Reported: 8 of 8 (100.00%)

	Election Day	Advance Voti	Absentee by	Provisional	Total		
Times Cast	3,291	4,231	81	5	7,608 / 23,734	32.06%	
Candidate	Party	Election Day	Advance Voting	Absentee by Mail	Provisional	Total	
Stacey Garel		871	1,003	16	0	1,890	25.99%
Angela Moore (I)		2,257	3,063	59	2	5,381	74.01%
Total Votes		3,128	4,066	75	2	7,271	
	Election Day	Advance Voting	Absentee by Mail	Provisional	Total		

State House of Representatives - District 93 - Dem (Vote for 1) DEM

Precincts Reported: 5 of 5 (100.00%)

	Election Day	Advance Voti	Absentee by	Provisional	Total		
Times Cast	1,485	1,698	36	0	3,219 / 12,872	25.01%	
Candidate	Party	Election Day	Advance Voting	Absentee by Mail	Provisional	Total	
Doreen Carter (I)		1,363	1,570	29	0	2,962	100.00%
Total Votes		1,363	1,570	29	0	2,962	
	Election Day	Advance Voting	Absentee by Mail	Provisional	Total		

State House of Representatives - District 94 - Dem (Vote for 1) DEM

Precincts Reported: 6 of 6 (100.00%)

		Election Day	Advance Voting	Absentee by Mail	Provisional	Total	
Times Cast		2,600	3,464	69	4	6,137 / 18,276 33.58%	
Candidate	Party	Election Day	Advance Voting	Absentee by Mail	Provisional	Total	
Elmore Alexander		394	406	8	0	808 13.76%	
Kelly Kautz		372	422	10	0	804 13.69%	
Venola Mason		1,182	1,923	43	0	3,148 53.59%	
Ikenna Emmanuel Ugwumadu		539	573	2	0	1,114 18.96%	
Total Votes		2,487	3,324	63	0	5,874	
		Election Day	Advance Voting	Absentee by Mail	Provisional	Total	

State House of Representatives - District 95 - Rep (Vote for 1) REP

Precincts Reported: 4 of 4 (100.00%)

		Election Day	Advance Voting	Absentee by Mail	Provisional	Total	
Times Cast		68	40	2	0	110 / 11,822 0.93%	
Candidate	Party	Election Day	Advance Voting	Absentee by Mail	Provisional	Total	
Reggie Hall		53	36	1	0	90 100.00%	
Total Votes		53	36	1	0	90	
		Election Day	Advance Voting	Absentee by Mail	Provisional	Total	

State House of Representatives - District 95 - Dem (Vote for 1) DEM

Precincts Reported: 4 of 4 (100.00%)

		Election Day	Advance Voting	Absentee by Mail	Provisional	Total	
Times Cast		1,624	2,070	35	4	3,733 / 11,822 31.58%	
Candidate	Party	Election Day	Advance Voting	Absentee by Mail	Provisional	Total	
Zae Brewer		229	263	5	0	497 13.80%	
Stacy Jay Johnson		493	594	2	0	1,089 30.24%	
Darshun Nicole Kendrick (I)		826	1,164	25	0	2,015 55.96%	
Total Votes		1,548	2,021	32	0	3,601	
		Election Day	Advance Voting	Absentee by Mail	Provisional	Total	

State House of Representatives - District 101 - Rep (Vote for 1) REP

Precincts Reported: 16 of 16 (100.00%)

	Election Day	Advance Voting	Absentee by Mail	Provisional	Total	
Times Cast	1,683	937	65	3	2,688 / 33,571	8.01%
Candidate	Party	Election Day	Advance Voting	Absentee by Mail	Provisional	Total
Jennifer Hutchison		1,122	650	37	2	1,811 / 100.00%
Total Votes		1,122	650	37	2	1,811
	Election Day	Advance Voting	Absentee by Mail	Provisional	Total	

State House of Representatives - District 101 - Dem (Vote for 1) DEM

Precincts Reported: 16 of 16 (100.00%)

	Election Day	Advance Voting	Absentee by Mail	Provisional	Total	
Times Cast	4,779	3,998	151	11	8,939 / 33,571	26.63%
Candidate	Party	Election Day	Advance Voting	Absentee by Mail	Provisional	Total
Scott Holcomb (I)		4,105	3,534	125	2	7,766 / 100.00%
Total Votes		4,105	3,534	125	2	7,766
	Election Day	Advance Voting	Absentee by Mail	Provisional	Total	

State House of Representatives - District 115 - Rep (Vote for 1) REP

Precincts Reported: 9 of 9 (100.00%)

	Election Day	Advance Voting	Absentee by Mail	Provisional	Total	
Times Cast	104	105	5	0	214 / 24,005	0.89%
Candidate	Party	Election Day	Advance Voting	Absentee by Mail	Provisional	Total
Darius L. Francis		80	72	3	0	155 / 100.00%
Total Votes		80	72	3	0	155
	Election Day	Advance Voting	Absentee by Mail	Provisional	Total	

State House of Representatives - District 115 - Dem (Vote for 1) DEM

Precincts Reported: 9 of 9 (100.00%)

	Election Day	Advance Voting	Absentee by Mail	Provisional	Total	
Times Cast	3,513	6,240	125	5	9,883 / 24,005	41.17%
Candidate	Party	Election Day	Advance Voting	Absentee by Mail	Provisional	Total
Regina Lewis-Ward (I)		3,252	5,800	113	0	9,165 / 100.00%
Total Votes		3,252	5,800	113	0	9,165
	Election Day	Advance Voting	Absentee by Mail	Provisional	Total	

State House of Representatives - District 116 - Rep (Vote for 1) REP

Precincts Reported: 6 of 6 (100.00%)

	Election Day	Advance Voting	Absentee by Mail	Provisional	Total		
Times Cast	66	54	0	1	121 / 18,531	0.65%	
Candidate	Party	Election Day	Advance Voting	Absentee by Mail	Provisional	Total	
Samie Lee Conyers		51	46	0	0	97	100.00%
Total Votes		51	46	0	0	97	
	Election Day	Advance Voting	Absentee by Mail	Provisional	Total		

State House of Representatives - District 116 - Dem (Vote for 1) DEM

Precincts Reported: 6 of 6 (100.00%)

	Election Day	Advance Voting	Absentee by Mail	Provisional	Total		
Times Cast	2,734	3,592	73	4	6,403 / 18,531	34.55%	
Candidate	Party	Election Day	Advance Voting	Absentee by Mail	Provisional	Total	
El-Mahdi Holly (I)		2,435	3,232	67	1	5,735	100.00%
Total Votes		2,435	3,232	67	1	5,735	
	Election Day	Advance Voting	Absentee by Mail	Provisional	Total		

County Commission - District 2 - Rep (Vote for 1) REP

Precincts Reported: 42 of 42 (100.00%)

	Election Day	Advance Voting	Absentee by Mail	Provisional	Total		
Times Cast	4,694	2,677	138	8	7,517 / 100,575	7.47%	
Candidate	Party	Election Day	Advance Voting	Absentee by Mail	Provisional	Total	
Ben Pepper		3,064	1,778	76	2	4,920	100.00%
Total Votes		3,064	1,778	76	2	4,920	
	Election Day	Advance Voting	Absentee by Mail	Provisional	Total		

County Commission - District 2 - Dem (Vote for 1) DEM

Precincts Reported: 42 of 42 (100.00%)

	Election Day	Advance Voting	Absentee by Mail	Provisional	Total		
Times Cast	16,389	13,795	531	17	30,732 / 100,575	30.56%	
Candidate	Party	Election Day	Advance Voting	Absentee by Mail	Provisional	Total	
Michelle Long Spears (I)		13,856	12,126	409	7	26,398	100.00%
Total Votes		13,856	12,126	409	7	26,398	
	Election Day	Advance Voting	Absentee by Mail	Provisional	Total		

County Commission - District 3 - Rep (Vote for 1) REP

Precincts Reported: 45 of 45 (100.00%)

	Election Day	Advance Voting	Absentee by Mail	Provisional	Total	
Times Cast	738	545	25	2	1,310 / 112,986 1.16%	
Candidate	Party	Election Day	Advance Voting	Absentee by Mail	Provisional	Total
Andrea Bass Smith		475	350	14	1	840 100.00%
Total Votes		475	350	14	1	840
	Election Day	Advance Voting	Absentee by Mail	Provisional	Total	

County Commission - District 3 - Dem (Vote for 1) DEM

Precincts Reported: 45 of 45 (100.00%)

	Election Day	Advance Voting	Absentee by Mail	Provisional	Total	
Times Cast	18,912	20,986	650	25	40,573 / 112,986 35.91%	
Candidate	Party	Election Day	Advance Voting	Absentee by Mail	Provisional	Total
Keyanna Jones Moore		7,788	7,531	224	6	15,549 41.31%
Nicole Massiah (I)		6,703	8,835	259	2	15,799 41.98%
Tommy "Tommy T" Travis		1,189	1,674	60	5	2,928 7.78%
Jakequeline "Jake" Walls		1,663	1,644	52	1	3,360 8.93%
Total Votes		17,343	19,684	595	14	37,636
	Election Day	Advance Voting	Absentee by Mail	Provisional	Total	

County Commission - District 7 - Dem (Vote for 1) DEM

Precincts Reported: 101 of 101 (100.00%)

	Election Day	Advance Voting	Absentee by Mail	Provisional	Total	
Times Cast	33,591	42,536	1,173	71	77,371 / 254,811 30.36%	
Candidate	Party	Election Day	Advance Voting	Absentee by Mail	Provisional	Total
Jacqueline Adams		10,543	12,228	258	17	23,046 31.58%
LaDena Bolton (I)		16,657	23,536	649	17	40,859 55.99%
Oneka T. Willabus		4,278	4,644	148	6	9,076 12.44%
Total Votes		31,478	40,408	1,055	40	72,981
	Election Day	Advance Voting	Absentee by Mail	Provisional	Total	

Party Question 1 - Rep (Vote for 1) REP

Precincts Reported: 191 of 191 (100.00%)

	Election Day	Advance Voting	Absentee by Mail	Provisional	Total		
Times Cast	11,750	8,476	371	18	20,615 / 495,076 4.16%		
Candidate	Party	Election Day	Advance Voting	Absentee by Mail	Provisional	Total	
Yes		8,614	6,009	249	13	14,885	75.61%
No		2,605	2,094	97	5	4,801	24.39%
Total Votes		11,219	8,103	346	18	19,686	
	Election Day	Advance Voting	Absentee by Mail	Provisional	Total		

Party Question 2 - Rep (Vote for 1) REP

Precincts Reported: 191 of 191 (100.00%)

	Election Day	Advance Voting	Absentee by Mail	Provisional	Total		
Times Cast	11,750	8,476	371	18	20,615 / 495,076 4.16%		
Candidate	Party	Election Day	Advance Voting	Absentee by Mail	Provisional	Total	
Yes		9,373	6,797	304	12	16,486	83.80%
No		1,811	1,328	43	6	3,188	16.20%
Total Votes		11,184	8,125	347	18	19,674	
	Election Day	Advance Voting	Absentee by Mail	Provisional	Total		

Party Question 3 - Rep (Vote for 1) REP

Precincts Reported: 191 of 191 (100.00%)

	Election Day	Advance Voting	Absentee by Mail	Provisional	Total		
Times Cast	11,750	8,476	371	18	20,615 / 495,076 4.16%		
Candidate	Party	Election Day	Advance Voting	Absentee by Mail	Provisional	Total	
Yes		7,555	5,569	246	13	13,383	69.40%
No		3,389	2,416	91	5	5,901	30.60%
Total Votes		10,944	7,985	337	18	19,284	
	Election Day	Advance Voting	Absentee by Mail	Provisional	Total		

Party Question 4 - Rep (Vote for 1) REP

Precincts Reported: 191 of 191 (100.00%)

	Election Day	Advance Voting	Absentee by Mail	Provisional	Total		
Times Cast	11,750	8,476	371	18	20,615 / 495,076	4.16%	
Candidate	Party	Election Day	Advance Voting	Absentee by Mail	Provisional	Total	
Yes		8,968	6,519	288	13	15,788	81.03%
No		2,091	1,547	54	4	3,696	18.97%
Total Votes		11,059	8,066	342	17	19,484	

Party Question 5 - Rep (Vote for 1) REP

Precincts Reported: 191 of 191 (100.00%)

	Election Day	Advance Voting	Absentee by Mail	Provisional	Total		
Times Cast	11,750	8,476	371	18	20,615 / 495,076	4.16%	
Candidate	Party	Election Day	Advance Voting	Absentee by Mail	Provisional	Total	
Yes		9,185	6,602	275	11	16,073	81.75%
No		2,027	1,490	67	5	3,589	18.25%
Total Votes		11,212	8,092	342	16	19,662	

Party Question 6 - Rep (Vote for 1) REP

Precincts Reported: 191 of 191 (100.00%)

	Election Day	Advance Voting	Absentee by Mail	Provisional	Total		
Times Cast	11,750	8,476	371	18	20,615 / 495,076	4.16%	
Candidate	Party	Election Day	Advance Voting	Absentee by Mail	Provisional	Total	
Yes		8,905	6,426	267	14	15,612	80.81%
No		2,067	1,565	73	3	3,708	19.19%
Total Votes		10,972	7,991	340	17	19,320	

Party Question 7 - Rep (Vote for 1) REP

Precincts Reported: 191 of 191 (100.00%)

	Election Day	Advance Voti	Absentee by	Provisional	Total		
Times Cast	11,750	8,476	371	18	20,615 / 495,076	4.16%	
Candidate	Party	Election Day	Advance Voting	Absentee by Mail	Provisional	Total	
Yes		9,658	7,178	303	16	17,155	87.18%
No		1,545	937	39	2	2,523	12.82%
Total Votes		11,203	8,115	342	18	19,678	
	Election Day	Advance Voting	Absentee by Mail	Provisional	Total		

Party Question 8 - Rep (Vote for 1) REP

Precincts Reported: 191 of 191 (100.00%)

	Election Day	Advance Voti	Absentee by	Provisional	Total		
Times Cast	11,750	8,476	371	18	20,615 / 495,076	4.16%	
Candidate	Party	Election Day	Advance Voting	Absentee by Mail	Provisional	Total	
Yes		8,483	6,164	274	13	14,934	76.33%
No		2,644	1,908	74	5	4,631	23.67%
Total Votes		11,127	8,072	348	18	19,565	
	Election Day	Advance Voting	Absentee by Mail	Provisional	Total		

Party Question 9 - Rep (Vote for 1) REP

Precincts Reported: 191 of 191 (100.00%)

	Election Day	Advance Voti	Absentee by	Provisional	Total		
Times Cast	11,750	8,476	371	18	20,615 / 495,076	4.16%	
Candidate	Party	Election Day	Advance Voting	Absentee by Mail	Provisional	Total	
Yes		7,130	5,354	196	7	12,687	70.88%
No		3,051	2,054	100	8	5,213	29.12%
Total Votes		10,181	7,408	296	15	17,900	
	Election Day	Advance Voting	Absentee by Mail	Provisional	Total		

Party Question 10 - Rep (Vote for 1) REP

Precincts Reported: 191 of 191 (100.00%)

	Election Day	Advance Voting	Absentee by Mail	Provisional	Total		
Times Cast	11,750	8,476	371	18	20,615 / 495,076 4.16%		
Candidate	Party	Election Day	Advance Voting	Absentee by Mail	Provisional	Total	
Yes		2,315	1,567	42	4	3,928	20.77%
No		8,443	6,236	289	12	14,980	79.23%
Total Votes		10,758	7,803	331	16	18,908	
	Election Day	Advance Voting	Absentee by Mail	Provisional	Total		

Party Question 1 - Dem (Vote for 1) DEM

Precincts Reported: 191 of 191 (100.00%)

	Election Day	Advance Voting	Absentee by Mail	Provisional	Total		
Times Cast	69,925	77,141	2,250	121	149,437 / 495,076 30.18%		
Candidate	Party	Election Day	Advance Voting	Absentee by Mail	Provisional	Total	
Yes		1,791	1,854	31	5	3,681	2.50%
No		67,079	74,288	2,149	111	143,627	97.50%
Total Votes		68,870	76,142	2,180	116	147,308	
	Election Day	Advance Voting	Absentee by Mail	Provisional	Total		

Party Question 2 - Dem (Vote for 1) DEM

Precincts Reported: 191 of 191 (100.00%)

	Election Day	Advance Voting	Absentee by Mail	Provisional	Total		
Times Cast	69,925	77,141	2,250	121	149,437 / 495,076 30.18%		
Candidate	Party	Election Day	Advance Voting	Absentee by Mail	Provisional	Total	
Yes		2,408	2,351	51	9	4,819	3.29%
No		66,030	73,361	2,105	107	141,603	96.71%
Total Votes		68,438	75,712	2,156	116	146,422	
	Election Day	Advance Voting	Absentee by Mail	Provisional	Total		

Party Question 3 - Dem (Vote for 1) DEM

Precincts Reported: 191 of 191 (100.00%)

	Election Day	Advance Voting	Absentee by Mail	Provisional	Total		
Times Cast	69,925	77,141	2,250	121	149,437 / 495,076 30.18%		
Candidate	Party	Election Day	Advance Voting	Absentee by Mail	Provisional	Total	
Yes		64,848	71,755	2,101	112	138,816	94.43%
No		3,871	4,229	77	5	8,182	5.57%
Total Votes		68,719	75,984	2,178	117	146,998	
	Election Day	Advance Voting	Absentee by Mail	Provisional	Total		

Party Question 4 - Dem (Vote for 1) DEM

Precincts Reported: 191 of 191 (100.00%)

	Election Day	Advance Voting	Absentee by Mail	Provisional	Total		
Times Cast	69,925	77,141	2,250	121	149,437 / 495,076 30.18%		
Candidate	Party	Election Day	Advance Voting	Absentee by Mail	Provisional	Total	
Yes		8,608	10,613	279	19	19,519	13.39%
No		59,434	64,835	1,860	96	126,225	86.61%
Total Votes		68,042	75,448	2,139	115	145,744	
	Election Day	Advance Voting	Absentee by Mail	Provisional	Total		

Party Question 5 - Dem (Vote for 1) DEM

Precincts Reported: 191 of 191 (100.00%)

	Election Day	Advance Voting	Absentee by Mail	Provisional	Total		
Times Cast	69,925	77,141	2,250	121	149,437 / 495,076 30.18%		
Candidate	Party	Election Day	Advance Voting	Absentee by Mail	Provisional	Total	
Yes		59,802	65,136	1,682	103	126,723	86.82%
No		8,392	10,380	445	14	19,231	13.18%
Total Votes		68,194	75,516	2,127	117	145,954	
	Election Day	Advance Voting	Absentee by Mail	Provisional	Total		

Party Question 6 - Dem (Vote for 1) DEM

Precincts Reported: 191 of 191 (100.00%)

	Election Day	Advance Voti	Absentee by	Provisional	Total		
Times Cast	69,925	77,141	2,250	121	149,437 / 495,076 30.18%		
Candidate	Party	Election Day	Advance Voting	Absentee by Mail	Provisional	Total	
Yes		60,866	69,476	2,044	105	132,491 90.23%	
No		7,708	6,484	142	12	14,346 9.77%	
Total Votes		68,574	75,960	2,186	117	146,837	
	Election Day	Advance Voting	Absentee by Mail	Provisional	Total		

Justice - Supreme Court of Georgia (Bethel) (Vote for 1)

Precincts Reported: 191 of 191 (100.00%)

	Election Day	Advance Voti	Absentee by	Provisional	Total		
Times Cast	84,433	87,194	2,668	142	174,437 / 495,076 35.23%		
Candidate	Party	Election Day	Advance Voting	Absentee by Mail	Provisional	Total	
Charles "Charlie" Bethel (I)		22,056	21,141	584	33	43,814 26.33%	
Miracle Rankin		58,093	62,475	1,932	94	122,594 73.67%	
Total Votes		80,149	83,616	2,516	127	166,408	
	Election Day	Advance Voting	Absentee by Mail	Provisional	Total		

Justice - Supreme Court of Georgia (Land) (Vote for 1)

Precincts Reported: 191 of 191 (100.00%)

	Election Day	Advance Voti	Absentee by	Provisional	Total		
Times Cast	84,433	87,194	2,668	142	174,437 / 495,076 35.23%		
Candidate	Party	Election Day	Advance Voting	Absentee by Mail	Provisional	Total	
Ben Land (I)		65,235	69,815	1,901	102	137,053 100.00%	
Total Votes		65,235	69,815	1,901	102	137,053	
	Election Day	Advance Voting	Absentee by Mail	Provisional	Total		

Justice - Supreme Court of Georgia (Warren) (Vote for 1)

Precincts Reported: 191 of 191 (100.00%)

	Election Day	Advance Voting	Absentee by Mail	Provisional	Total		
Times Cast	84,433	87,194	2,668	142	174,437 / 495,076 35.23%		
Candidate	Party	Election Day	Advance Voting	Absentee by Mail	Provisional	Total	
Jen Auer Jordan		48,142	51,034	1,733	64	100,973 61.23%	
Sarah Hawkins Warren (I)		31,068	32,065	753	59	63,945 38.77%	
Total Votes		79,210	83,099	2,486	123	164,918	
	Election Day	Advance Voting	Absentee by Mail	Provisional	Total		

Judge - Court of Appeals of Georgia (Brown, III) (Vote for 1)

Precincts Reported: 191 of 191 (100.00%)

	Election Day	Advance Voting	Absentee by Mail	Provisional	Total		
Times Cast	84,433	87,194	2,668	142	174,437 / 495,076 35.23%		
Candidate	Party	Election Day	Advance Voting	Absentee by Mail	Provisional	Total	
Trenton "Trent" Brown (I)		36,163	39,171	951	69	76,354 47.96%	
Will Wooten		40,065	41,281	1,440	51	82,837 52.04%	
Total Votes		76,228	80,452	2,391	120	159,191	
	Election Day	Advance Voting	Absentee by Mail	Provisional	Total		

Judge - Court of Appeals of Georgia (Doyle) (Vote for 1)

Precincts Reported: 191 of 191 (100.00%)

	Election Day	Advance Voting	Absentee by Mail	Provisional	Total		
Times Cast	84,433	87,194	2,668	142	174,437 / 495,076 35.23%		
Candidate	Party	Election Day	Advance Voting	Absentee by Mail	Provisional	Total	
Sara Doyle (I)		67,403	72,335	1,988	105	141,831 100.00%	
Total Votes		67,403	72,335	1,988	105	141,831	
	Election Day	Advance Voting	Absentee by Mail	Provisional	Total		

Judge - Court of Appeals of Georgia (Gobeil) (Vote for 1)

Precincts Reported: 191 of 191 (100.00%)

		Election Day	Advance Voting	Absentee by Mail	Provisional	Total	
Times Cast		84,433	87,194	2,668	142	174,437 / 495,076 35.23%	
Candidate	Party	Election Day	Advance Voting	Absentee by Mail	Provisional	Total	
Fatima Harris Felton		48,121	50,579	1,360	81	100,141	63.09%
Elizabeth D. Gobeil (I)		27,800	29,766	990	37	58,593	36.91%
Total Votes		75,921	80,345	2,350	118	158,734	
		Election Day	Advance Voting	Absentee by Mail	Provisional	Total	

Judge - Court of Appeals of Georgia (Markle) (Vote for 1)

Precincts Reported: 191 of 191 (100.00%)

		Election Day	Advance Voting	Absentee by Mail	Provisional	Total	
Times Cast		84,433	87,194	2,668	142	174,437 / 495,076 35.23%	
Candidate	Party	Election Day	Advance Voting	Absentee by Mail	Provisional	Total	
David Todd Markle (I)		66,172	70,954	1,933	105	139,164	100.00%
Total Votes		66,172	70,954	1,933	105	139,164	
		Election Day	Advance Voting	Absentee by Mail	Provisional	Total	

Judge - Court of Appeals of Georgia (Padgett) (Vote for 1)

Precincts Reported: 191 of 191 (100.00%)

		Election Day	Advance Voting	Absentee by Mail	Provisional	Total	
Times Cast		84,433	87,194	2,668	142	174,437 / 495,076 35.23%	
Candidate	Party	Election Day	Advance Voting	Absentee by Mail	Provisional	Total	
J. Wade Padgett (I)		66,100	71,014	1,917	105	139,136	100.00%
Total Votes		66,100	71,014	1,917	105	139,136	
		Election Day	Advance Voting	Absentee by Mail	Provisional	Total	

Judge - Superior Court - DeKalb Judicial Circuit (A. Jackson) (Vote for 1)

Precincts Reported: 191 of 191 (100.00%)

		Election Day	Advance Voting	Absentee by Mail	Provisional	Total	
Times Cast		84,433	87,194	2,668	142	174,437 / 495,076 35.23%	
Candidate	Party	Election Day	Advance Voting	Absentee by Mail	Provisional	Total	
Asha F. Jackson (I)		68,022	73,448	1,975	106	143,551	100.00%
Total Votes		68,022	73,448	1,975	106	143,551	
		Election Day	Advance Voting	Absentee by Mail	Provisional	Total	

Judge - Superior Court - DeKalb Judicial Circuit (L. Jackson) (Vote for 1)

Precincts Reported: 191 of 191 (100.00%)

		Election Day	Advance Voting	Absentee by Mail	Provisional	Total	
Times Cast		84,433	87,194	2,668	142	174,437 / 495,076 35.23%	
Candidate	Party	Election Day	Advance Voting	Absentee by Mail	Provisional	Total	
LaTisha Dear Jackson (I)		68,060	73,592	1,980	104	143,736	100.00%
Total Votes		68,060	73,592	1,980	104	143,736	
		Election Day	Advance Voting	Absentee by Mail	Provisional	Total	

Judge - Superior Court - DeKalb Judicial Circuit (Johnson) (Vote for 1)

Precincts Reported: 191 of 191 (100.00%)

		Election Day	Advance Voting	Absentee by Mail	Provisional	Total	
Times Cast		84,433	87,194	2,668	142	174,437 / 495,076 35.23%	
Candidate	Party	Election Day	Advance Voting	Absentee by Mail	Provisional	Total	
Courtney L. Johnson (I)		67,812	73,281	1,985	107	143,185	100.00%
Total Votes		67,812	73,281	1,985	107	143,185	
		Election Day	Advance Voting	Absentee by Mail	Provisional	Total	

Judge - State Court - A-1 (Vote for 1)

Precincts Reported: 191 of 191 (100.00%)

		Election Day	Advance Voting	Absentee by Mail	Provisional	Total	
Times Cast		84,433	87,194	2,668	142	174,437 / 495,076 35.23%	
Candidate	Party	Election Day	Advance Voting	Absentee by Mail	Provisional	Total	
Alvin T. Wong (I)		67,458	72,893	2,007	107	142,465	100.00%
Total Votes		67,458	72,893	2,007	107	142,465	
		Election Day	Advance Voting	Absentee by Mail	Provisional	Total	

Judge - State Court - A-2 (Vote for 1)

Precincts Reported: 191 of 191 (100.00%)

		Election Day	Advance Voting	Absentee by Mail	Provisional	Total	
Times Cast		84,433	87,194	2,668	142	174,437 / 495,076 35.23%	
Candidate	Party	Election Day	Advance Voting	Absentee by Mail	Provisional	Total	
Kimberly K. Anderson (I)		67,433	72,840	1,974	107	142,354	100.00%
Total Votes		67,433	72,840	1,974	107	142,354	
		Election Day	Advance Voting	Absentee by Mail	Provisional	Total	

Judge - State Court - A-4 (Vote for 1)

Precincts Reported: 191 of 191 (100.00%)

		Election Day	Advance Voting	Absentee by Mail	Provisional	Total	
Times Cast		84,433	87,194	2,668	142	174,437 / 495,076 35.23%	
Candidate	Party	Election Day	Advance Voting	Absentee by Mail	Provisional	Total	
Charles E. Bailey (I)		66,995	72,347	1,968	108	141,418	100.00%
Total Votes		66,995	72,347	1,968	108	141,418	
		Election Day	Advance Voting	Absentee by Mail	Provisional	Total	

Judge - State Court - A-7 (Vote for 1)

Precincts Reported: 191 of 191 (100.00%)

		Election Day	Advance Voting	Absentee by Mail	Provisional	Total	
Times Cast		84,433	87,194	2,668	142	174,437 / 495,076 35.23%	
Candidate	Party	Election Day	Advance Voting	Absentee by Mail	Provisional	Total	
Kimberly A. Alexander (I)		67,483	72,954	1,961	104	142,502	100.00%
Total Votes		67,483	72,954	1,961	104	142,502	
		Election Day	Advance Voting	Absentee by Mail	Provisional	Total	

Judge - State Court - B-10 (Vote for 1)

Precincts Reported: 191 of 191 (100.00%)

		Election Day	Advance Voting	Absentee by Mail	Provisional	Total	
Times Cast		84,433	87,194	2,668	142	174,437 / 495,076 35.23%	
Candidate	Party	Election Day	Advance Voting	Absentee by Mail	Provisional	Total	
Phyllis R. Williams (I)		67,571	73,052	1,968	103	142,694	100.00%
Total Votes		67,571	73,052	1,968	103	142,694	
		Election Day	Advance Voting	Absentee by Mail	Provisional	Total	

County Board of Education - District 2 (Vote for 1)

Precincts Reported: 28 of 28 (100.00%)

		Election Day	Advance Voting	Absentee by Mail	Provisional	Total	
Times Cast		12,278	10,427	394	15	23,114 / 61,076 37.84%	
Candidate	Party	Election Day	Advance Voting	Absentee by Mail	Provisional	Total	
Ruth D. Goldstein		2,375	1,945	73	4	4,397	21.88%
Charlie McAdoo II		2,620	2,095	70	1	4,786	23.81%
Whitney McGinniss (I)		5,551	5,182	182	1	10,916	54.31%
Total Votes		10,546	9,222	325	6	20,099	
		Election Day	Advance Voting	Absentee by Mail	Provisional	Total	

County Board of Education - District 4 (Vote for 1)

Precincts Reported: 25 of 25 (100.00%)

		Election Day	Advance Voting	Absentee by Mail	Provisional	Total	
Times Cast		11,208	10,235	379	21	21,843 / 56,749 38.49%	
Candidate	Party	Election Day	Advance Voting	Absentee by Mail	Provisional	Total	
Tracy L. Brisson		3,714	3,140	110	2	6,966	37.30%
Alison Cundiff		1,785	1,823	60	2	3,670	19.65%
Crew S. Heimer		1,053	931	53	1	2,038	10.91%
Jamison E. Murphy		1,091	920	26	2	2,039	10.92%
Sonja Payne Szubski		1,865	2,028	68	3	3,964	21.22%
Total Votes		9,508	8,842	317	10	18,677	
		Election Day	Advance Voting	Absentee by Mail	Provisional	Total	

County Board of Education - District 6 (Vote for 1)

Precincts Reported: 25 of 25 (100.00%)

		Election Day	Advance Voting	Absentee by Mail	Provisional	Total	
Times Cast		9,371	11,586	359	18	21,334 / 68,557 31.12%	
Candidate	Party	Election Day	Advance Voting	Absentee by Mail	Provisional	Total	
Diijon "Twin" DaCosta (I)		8,282	10,400	267	3	18,952	100.00%
Total Votes		8,282	10,400	267	3	18,952	
		Election Day	Advance Voting	Absentee by Mail	Provisional	Total	

JUNE RUNOFF EARLY VOTING



LOCATIONS

Berean Christian Church*
2201 Young Rd,
Stone Mountain, GA

Greater Piney Grove Church
1879 Glenwood Ave SE,
Atlanta, GA

Bessie Branham Recreation Center
2051 Delano Dr NE,
Atlanta, GA

Hairston Crossing Library
4911 Redan Rd,
Stone Mountain, GA

Beulah Missionary Baptist Church*
2340 Clifton Springs Rd,
Decatur, GA

Neighborhood Church
1561 McLendon Ave NE,
Atlanta, GA

Briarwood Recreation Center
2235 Briarwood Way NE,
Atlanta, GA

New Bethel A.M.E. Church
8350 Rockbridge Rd.
Lithonia, GA

Clarkston Library
951 N Indian Creek Dr,
Clarkston, GA

North DeKalb Senior Center
3393 Malone Dr,
Chamblee, GA

County Line-Ellenwood Library
4331 River Rd,
Ellenwood, GA

Redan-Trotti Library
1569 Wellborn Rd.
Lithonia, GA

**DeKalb Voter Registration
& Elections Office**
4380 Memorial Dr., Suite 500
Decatur, GA

Salem-Panola Library*
5137 Salem Rd,
Lithonia, GA

Dunwoody Library*
5339 Chamblee Dunwoody Rd,
Dunwoody, GA

Stonecrest Library
3123 Klondike Rd,
Stonecrest, GA

Emory University
1599 Clifton Rd NE,
Atlanta, GA

Tucker Library*
5234 Lavista Rd,
Tucker, GA

Wesley Chapel Library
2861 Wesley Chapel Rd,
Decatur, GA

*Drop Box Locations

DATES AND TIMES

Election Day is June 16, 2026



Check
Wait
Times

JUNE RUNOFF EARLY VOTING

DATES AND TIMES

SAT	SUN	MON-FRI
JUNE 6	JUNE 7	JUNE 8 thru 12
9 a.m. to 6 p.m.	12 p.m. to 5 p.m.	7 a.m. to 7 p.m.

ABSENTEE BALLOTS

NOW Request an Absentee Ballot	JUNE 5 Last Day to Request an Absentee Ballot	JUNE 16 by 7 p.m. Last Day to Return Completed Absentee Ballot: (must be received, not postmarked)
--	---	---

Absentee ballots can be hand-delivered to the Voter Registration and Elections Office during operating hours or to any Early Voting location. Request an Absentee by Mail ballot now through June 5, visit dekalbvotes.com or call **404-298-4020**.

LOCATIONS

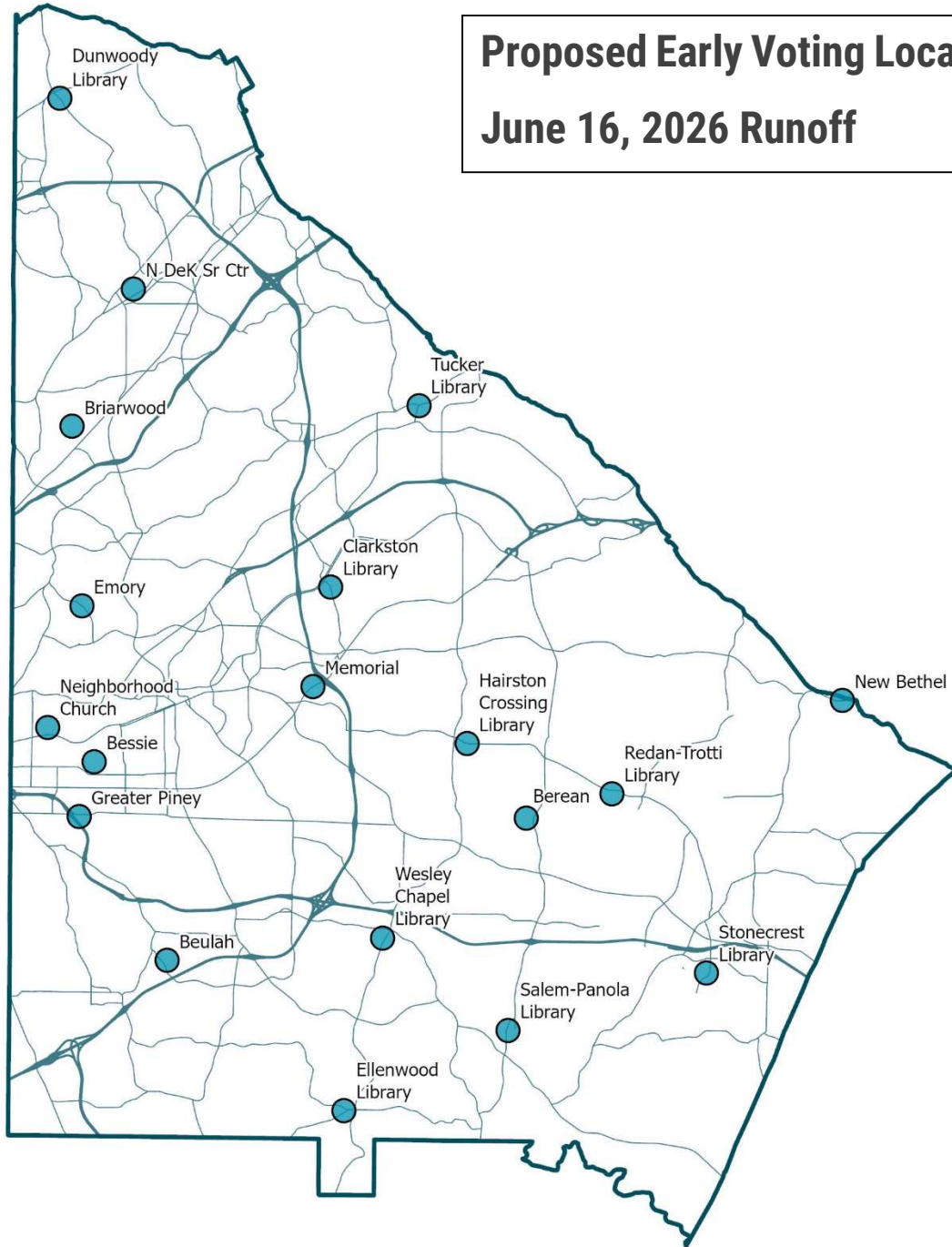
Election Day is June 16, 2026



Check
Wait
Times



Proposed Early Voting Locations
June 16, 2026 Runoff



Director's Report

May 26, 2026

Keisha L. Smith, MPA

Executive Director

Voter Registration and Elections (VRE)

Topic 1: General Operations Updates

- ❖ Registration Updates
 - Total number of Registered Voters as of May 22nd: **568,239**
 - Total number of Active Registered Voters: 495,655
 - Total number of Inactive Registered Voters: 72,584
 - Total applications left to be processed as of May 22nd: **12,329**
 - DDS: 8,612
 - OLVR: 1,233
 - MVP: 1,592
 - Handwritten: 827
 - Manual Voter Registration Cancellations for 2026: **918**
 - ❖ Election Activities
- Notes:

Topic 2: Administrative/Finance Updates

- ❖ Personnel
 - ❖ Budget Activities
- Notes:

Topic 3: Stakeholder Engagement Updates

- ❖ Key Stakeholder Meetings
 - ❖ General Communications
- Notes:

VRE Operating Budget 2026

COST CENTER (All)

VRE BUDGET SUMMARY REPORT MAY 2026

COST CENTER PARENT	OBJECT CL	OBJECT CODE	OBJECT CODE DESCRIPTION	BUDGET	REQUISITIONS	PURCHASE ORDERS	EXPENDITURES	SUM OF AVAILABLE	
02900	51	511101	SALARIES	2,462,177.00	-	-	686,327.21	1,775,849.79	
		511102	SALARIES - PART TIME	200,000.00	-	-	-	200,000.00	
		511200	SALARIES - TEMPORARY	4,000,000.00	-	-	141,025.81	3,858,974.19	
		511300	SALARIES - OVERTIME	200,000.00	-	-	22,244.37	177,755.63	
		512100	COUNTY MATCH - GROUP INSURANCE	-	-	-	110,491.61	(110,491.61)	
		512101	COUNTY MATCH - GRP INS - REVERSAL	-	-	-	(77,048.00)	77,048.00	
		512102	COUNTY MATCH - GRP INS - ALLOCATED	504,000.00	-	-	123,000.00	381,000.00	
		512200	COUNTY MATCH - FICA	185,493.00	-	-	62,169.56	123,323.44	
		512400	COUNTY MATCH - PENSION	-	-	-	52,763.56	(52,763.56)	
		512402	401(a) EMPLOYER CONTRIBUTION	68,291.00	-	-	20,157.36	48,133.64	
		512700	WORKERS COMPENSATION	51,871.00	-	-	12,969.00	38,902.00	
		512904	ALLOWANCE - AUTOMOBILE	6,000.00	-	-	-	6,000.00	
		51 Total				7,677,832.00	-	-	1,154,100.48
	52	521101	BOARD MEMBER SERVICES	12,000.00	-	-	5,000.00	7,000.00	
		521104	TEMPORARY PERSONNEL SERVICES	2,786,272.66	-	151,635.12	302,803.49	2,483,469.17	
		521105	SECURITY SERVICES	100,000.00	-	-	-	100,000.00	
		521209	OTHER PROFESSIONAL SERVICES	773,300.26	-	467,759.65	614,967.75	158,332.51	
		522201	MAINTENANCE & REPAIR SERVICES	175,000.00	-	21,895.48	27,530.43	147,469.57	
		522311	RENTAL OF REAL ESTATE	-	-	-	-	-	
		522321	RENTAL OF EQUIPMENT	45,000.00	-	-	2,886.12	42,113.88	
		522322	LEASE PURCHASE OF EQUIPMENT	17,910.79	-	469.58	469.58	17,441.21	
		522329	OTHER RENTALS	147,800.94	-	18,911.48	21,857.61	125,943.33	
		523201	POSTAGE	300,000.00	-	-	4,185.00	295,815.00	
		523202	POSTAGE - CENTRAL SERVICES	27,552.00	-	-	-	27,552.00	
		523204	TELEPHONE - LONG DISTANCE	1,101.63	-	-	93.66	1,007.97	
		523206	INTERNET SERVICES	5,000.00	-	-	-	5,000.00	
		523207	TELEPHONE - WIRELESS	194,998.37	-	-	49,359.51	145,638.86	
		523301	ADVERTISING SERVICES	1,100,000.00	-	595.00	7,326.39	1,092,673.61	
		523401	PRINTING SERVICES	200,000.00	-	1,240.00	22,117.18	177,882.82	
		523501	MILEAGE - PERSONAL VEHICLE	2,296.97	-	-	542.16	1,754.81	
		523504	TRAVEL - ACCOMMODATIONS / HOTEL	25,000.00	-	-	6,372.26	18,627.74	
		523505	TRAVEL - PER DIEM	12,000.00	-	341.25	1,275.75	10,724.25	
		523601	DUES	5,200.00	-	-	1,800.00	3,400.00	
		523701	TRAINING & CONFERENCE FEES - EXTERNAL	50,000.00	-	2,368.00	8,788.00	41,212.00	
		523702	TRAINING & CONFERENCE FEES - INTERNAL	5,000.00	-	-	325.00	4,675.00	
		523906	ELECTION EXPENSES	960,000.00	-	268,474.48	268,912.76	691,087.24	
	52 Total				6,945,433.62	-	933,690.04	1,346,612.65	5,598,820.97
	53	531101	OPERATING SUPPLIES	683,309.94	5,859.63	94,754.95	228,718.33	454,591.61	
		531199	FREIGHT	5,000.00	-	-	15.03	4,984.97	
	53 Total				688,309.94	5,859.63	94,754.95	228,733.36	459,576.58
	54	542201	COMPUTER EQUIPMENT	43,381.10	-	-	3,381.10	40,000.00	
		542202	COMPUTER SOFTWARE and TECHNOLOGY	63,727.34	-	6,500.00	26,910.67	36,816.67	
		542309	OTHER EQUIPMENT > \$5,000	5,000.00	-	-	772.23	4,227.77	
	54 Total				112,108.44	-	6,500.00	31,064.00	81,044.44
	55	551104	VEHICLE MAINTENANCE CHARGE	-	-	-	-	-	
		551105	VEHICLE REPLACEMENT CHARGE	-	-	-	-	-	
		551107	VEHICLE INSURANCE CHARGE	-	-	-	-	-	
		551116	SANITATION SERVICE CHARGE	3,660.00	-	-	-	3,660.00	
		551141	VEHICLE MAINT - FUEL	3,534.00	-	-	1,158.75	2,375.25	
		551142	VEHICLE MAINT - PREV MAINT	66.00	-	-	188.38	(122.38)	
		551143	VEHICLE MAINT - REPAIRS	50.00	-	-	2,893.53	(2,843.53)	
	551144	VEHICLE MAINT - OVERHEAD	9,957.00	-	-	2,490.00	7,467.00		
	55 Total				17,267.00	-	-	6,730.66	10,536.34
	70	707009	COUNTY PENSION ALLOCATION	401,083.00	-	-	100,272.00	300,811.00	
	70 Total				401,083.00	-	-	100,272.00	300,811.00
	02900 Total				15,842,034.00	5,859.63	1,034,944.99	2,867,513.15	12,974,520.85
	Grand Total				15,842,034.00	5,859.63	1,034,944.99	2,867,513.15	12,974,520.85