



DeKalb County
G E O R G I A

FY2023 Budget

As Proposed 12/15/2022

Chief Executive Officer
Michael L. Thurmond

DeKalb County, GA

This document supersedes the previous version of the FY2023 Budget as proposed on December 15, 2022. This document includes additional detailed reports on each department's proposed budget and corrects several errors from the previous version.

DeKalb County, Georgia - FY23 Recommended Budget Control Sheet

Fund/Department		FY22 Current Budget	FY23 Base	Base Adjustments	Operating Enhancements	Capital Enhancements	FY23 Total	Change (\$) FY22/23	Change (%) FY 21/23
Tax Funds									
General (100)									
04200	Animal Services	6,676,124	6,825,555	-	17,834	-	6,843,389	167,265	2.5%
00200	Board of Commissioners	5,188,180	5,166,027	782,136	184,333	-	6,132,496	944,316	18.2%
02200	Budget	1,352,631	1,298,864	111,846	17,983	-	1,428,693	76,062	5.6%
00100	Chief Executive Officer	4,194,272	4,037,271	353,337	58,986	-	4,449,594	255,322	6.1%
04000	Child Advocate	3,432,557	2,811,986	632,744	45,520	-	3,490,250	57,693	1.7%
07800	Citizen Help Center (311)	734,585	654,585	188,602	8,882	-	852,069	117,484	16.0%
03600	Clerk of Superior Court	11,534,255	12,018,355	416,899	149,040	-	12,584,294	1,050,039	9.1%
07200	Community Service Board	2,849,057	2,849,057	-	-	-	2,849,057	-	0.0%
09000	Contributions (General Tax)	4,813,747	4,813,747	-	-	36,620,040	41,433,787	36,620,040	760.7%
06900	Cooperative Extension	1,301,767	1,018,218	311,143	10,608	-	1,339,969	38,202	2.9%
09300	Debt Service	9,066,344	9,066,344	(405,091)	-	-	8,661,253	(405,091)	-4.5%
04400	DEMA (Emergency Management)	1,209,086	1,234,542	-	5,480	-	1,240,022	30,936	2.6%
07400	Department of Family & Children (DFCS)	1,598,220	1,598,220	-	-	-	1,598,220	-	0.0%
03900	District Attorney	26,267,548	29,557,653	1,067,942	670,325	-	31,295,920	5,028,372	19.1%
05600	Economic Development	1,968,250	1,908,250	-	600,000	-	2,508,250	540,000	27.4%
02900	Elections	11,583,990	7,605,085	1,053,721	937,045	-	9,595,851	(1,988,139)	-17.2%
00700	Ethics Board	689,484	689,779	-	872,043	-	1,561,822	872,338	126.3%
01100	Facilities	24,217,000	19,444,820	70,589	182,362	-	19,697,771	(4,519,229)	-18.7%
02100	Finance	8,879,037	9,605,731	4,038	458,595	-	10,068,364	1,189,327	13.4%
04900	Fire (General Fund)	5,368,428	3,770,577	1,850,608	1,300,581	-	6,921,766	1,553,338	28.9%
00800	Geographic Information Systems	3,235,742	3,229,479	193,469	37,141	-	3,460,089	224,347	6.9%
07100	Health Board	5,720,763	5,720,763	-	-	-	5,720,763	-	0.0%
01500	Human Resources	5,442,804	5,521,660	362,968	73,528	-	5,958,156	515,352	9.5%
07500	Human Services	7,937,300	7,884,469	-	1,538,878	-	9,423,347	1,486,047	18.7%
00500	Internal Audit	2,333,941	1,770,035	489,073	26,945	-	2,286,053	(47,888)	-2.1%
01600	IT	45,770,974	38,818,288	8,470,851	982,065	-	48,271,204	2,500,230	5.5%
03400	Juvenile Court	9,958,527	9,745,597	387,565	946,668	-	11,079,830	1,121,303	11.3%
00300	Law	6,310,444	5,849,527	286,136	83,411	-	6,219,074	(91,370)	-1.4%
06800	Libraries	21,674,388	22,539,826	-	559,713	-	23,099,539	1,425,151	6.6%
04800	Magistrate Court	6,378,758	8,557,281	957,746	126,290	-	9,641,317	3,262,559	51.1%
04300	Medical Examiner	3,931,843	3,619,068	2,662,703	103,718	-	6,385,489	2,453,646	62.4%
09100	Non-Departmental	19,059,556	9,304,445	-	-	-	9,304,445	(9,755,111)	-51.2%
09700	Pension Allocation	-	-	-	-	-	-	-	NA
05100	Planning & Sustainability	2,544,878	2,337,044	-	1,177,523	-	3,514,567	969,689	38.1%
04600	Police (General Fund)	8,174,200	8,109,363	-	27,401	-	8,136,764	(37,436)	-0.5%
04100	Probate Court	3,266,568	3,220,024	238,246	49,590	-	3,507,860	241,292	7.4%
02700	Property Appraisal	6,735,319	6,660,871	115,521	239,376	-	7,015,768	280,449	4.2%
04500	Public Defender	12,529,946	14,879,340	1,024,514	235,698	-	16,139,552	3,609,606	28.8%
05500	Public Works Director	968,789	800,146	-	59,675	-	859,821	(108,968)	-11.2%
01400	Purchasing	3,841,872	3,700,518	181,867	258,994	-	4,141,379	299,507	7.8%
03200	Sheriff	85,203,614	81,233,015	5,426,578	180,000	-	86,839,593	1,635,979	1.9%
03800	Solicitor	9,749,100	9,504,777	578,243	1,798,685	-	11,881,705	2,132,605	21.9%
03700	State Court	23,593,394	20,422,992	4,775,308	917,487	-	26,115,787	2,522,393	10.7%
03500	Superior Court	15,324,279	15,425,949	1,018,160	2,322,713	-	18,766,822	3,442,543	22.5%
02800	Tax Commissioner	10,490,767	9,566,646	2,033,883	243,430	-	11,843,959	1,353,192	12.9%
Total General Fund (100) less reserves		453,082,328	424,395,789	35,641,344	16,818,767	36,620,040	513,475,939	60,393,611	13.3%
Projected Ending Fund Balance		79,063,696					86,218,444		
Total General Fund (100) Total Bottom Line		532,146,024	424,395,789				599,694,383		
Fire Fund (270)									
09000	Contributions	-	-	-	-	400,000	400,000	400,000	NA
09300	Debt Service	791,474	791,474	768	-	-	792,242	768	0.1%
04900	Fire	89,319,933	78,996,846	7,911,605	6,695,179	-	93,603,630	4,283,697	4.8%
09100	Non-Departmental	9,513,065	9,513,065	-	-	-	9,513,065	-	0.0%
09700	Pension Allocation	-	-	-	-	-	-	-	NA
Total Fire Fund (270) less reserves		99,624,472	89,301,385	7,912,373	6,695,179	400,000	104,308,937	4,684,465	4.7%
Projected Ending Fund Balance		15,537,032					17,275,310		
Fire Fund (270) Total Bottom Line		115,161,504	89,301,385				121,584,247		

DeKalb County, Georgia - FY23 Recommended Budget Control Sheet

Fund/Department	FY22 Current Budget	FY23 Base	Base Adjustments	Operating Enhancements	Capital Enhancements	FY23 Total	Change (\$) FY22/23	Change (%) FY 21/23
Designated Fund (271)								
09300 Debt Service	153,348	153,348	149	-	-	153,497	149	0.1%
09000 Contributions	500,000	-	-	-	6,200,000	6,200,000	5,700,000	1140.0%
09100 Non-Departmental	6,392,392	6,392,392	-	-	-	6,392,392	-	0.0%
06100 Parks	27,801,763	20,731,700	137,222	2,036,742	-	22,905,664	(4,896,099)	-17.6%
09700 Pension Allocation	0	-	-	-	-	-	-	NA
05700 Roads & Drainage	20,785,318	17,821,738	-	1,751,000	-	19,572,738	(1,212,580)	-5.8%
05400 Transportation	6,123,176	5,080,347	160,259	29,894	-	5,270,500	(852,676)	-13.9%
Total Designated Fund (271) less reserves	61,755,997	50,179,525	297,630	3,817,636	6,200,000	60,494,791	(1,261,206)	-2.0%
Projected Ending Fund Balance	9,776,993					9,033,530		
Designated Fund (271) Total Bottom Line	71,532,990	50,179,525				69,528,321		
Unincorporated Fund (272)								
05800 Beautification	8,145,698	8,260,950	-	98,565	-	8,359,515	213,817	2.6%
05900 Code	5,749,875	5,059,058	520,134	1,004,990	-	6,584,182	834,307	14.5%
09000 Contributions	500,000	-	-	-	-	-	(500,000)	-100.0%
09100 Non-Departmental	4,075,356	4,075,356	-	-	-	4,075,356	-	0.0%
09700 Pension Allocation	-	-	-	-	-	-	-	NA
05100 Planning & Sustainability	2,669,631	2,403,931	54,436	34,714	-	2,493,081	(176,550)	-6.6%
03700 Traffic Court	7,222,503	6,900,340	1,144,862	358,227	-	8,403,429	1,180,926	16.4%
Total Unincorporated Fund (272) less reserves	28,363,063	26,699,635	1,719,432	1,496,496	-	29,915,563	1,552,500	5.5%
Projected Ending Fund Balance	4,316,856					4,635,927		
Unincorporated Fund (272) Total Bottom Line	32,679,919	26,699,635				34,551,490		
Hospital/Grady Fund (273)								
09500 Grady Subsidy	16,617,952	13,417,952	-	-	-	13,417,952	(3,200,000)	-19.3%
09500 Grady Debt	2,687,225	2,672,748	-	-	-	2,672,748	(14,477)	-0.5%
09500 Other Professional Services	20,000	20,000	-	-	-	20,000	-	0.0%
Total Hospital/Grady Fund (273) less reserves	19,325,177	16,110,700	-	-	-	16,110,700	(3,214,477)	-16.6%
Projected Ending Fund Balance						987,378		
Hospital/Grady Fund (273) Total Bottom Line	19,325,177	16,110,700				17,098,078		

DeKalb County, Georgia - FY23 Recommended Budget Control Sheet

Fund/Department	FY22 Current Budget	FY23 Base	Base Adjustments	Operating Enhancements	Capital Enhancements	FY23 Total	Change (\$) FY22/23	Change (%) FY 21/23
Police Fund (274)								
09000 Contributions	285,120	-	-	-	-	-	(285,120)	-100.0%
09300 Debt	1,515,472	1,515,472	-	-	-	1,515,472	-	0.0%
09100 Non-Departmental	12,506,667	11,710,116	-	-	-	11,710,116	(796,551)	-6.4%
09700 Pension Allocation	-	-	-	-	-	-	-	NA
04600 Police	114,301,356	110,790,538	9,651,838	2,335,947	-	122,778,324	8,476,968	7.4%
Total Police Fund (274) less reserves	128,608,615	124,016,126	9,651,838	2,335,947	-	136,003,912	7,395,297	5.8%
Projected Ending Fund Balance						22,691,313		
Police Fund (274) Total Bottom Line	128,608,615	124,016,126				158,695,225		
Countywide Debt Fund (410)								
09300 Debt	-	390,005	-	-	-	390,005	390,005	NA
Total Countywide Debt Fund (410) less reserves	-	390,005	-	-	-	390,005	390,005	NA
Projected Ending Fund Balance						-		
Countywide Debt Fund (410) Total Bottom Line	-	390,005				390,005		
Unincorporated Debt Fund (411)								
09300 Debt	15,346,538	15,346,538	(49,253)	-	-	15,297,286	(49,253)	-0.3%
Total Unincorporated Debt Fund (411) less reserves	15,346,538	15,346,538	(49,253)	-	-	15,297,286	(49,253)	-0.3%
Projected Ending Fund Balance						507,258		
Unincorporated Debt Fund (411) Total Bottom Line	15,977,634	15,346,538				15,804,544		
Tax Funds Grand Total								
Operations	806,106,190	746,439,703	55,173,364	31,164,025	43,220,040	875,997,133	69,890,943	8.7%
Projected Ending Fund Balance	109,325,673	-				141,349,160		
Tax Funds Total Bottom Line	915,431,863	746,439,703				1,017,346,293		
Special Revenue Funds								
Development Fund (201)								
05100 Planning & Sustainability	11,331,286	11,632,988	1,094,100	105,563	-	12,832,651	1,501,365	13.2%
Total Development Fund (201) less reserves	11,331,286	11,632,988	1,094,100	105,563	-	12,832,651	1,501,365	13.2%
Projected Ending Fund Balance						1,137,985		
Development Fund (201) Total Bottom Line	11,331,286	11,632,988				13,970,636		
DCTV/PEG Fund (203)								
00100 DCTV / PEG Fund	455,597	481,219	(274,168)	1,546	-	208,597	(247,000)	-54.2%
Total PEG (Cable TV) (203) less reserves	455,597	481,219	(274,168)	1,546	-	208,597	(247,000)	-54.2%
Projected Ending Fund Balance						-		
DCTV/PEG Fund (203) Total Bottom Line	455,597	481,219				208,597		

DeKalb County, Georgia - FY23 Recommended Budget Control Sheet

Fund/Department	FY22 Current Budget	FY23 Base	Base Adjustments	Operating Enhancements	Capital Enhancements	FY23 Total	Change (\$) FY22/23	Change (%) FY 21/23
County Jail Fund (204)								
10000 Fund Cost Centers	674,303	674,303	(116,410)	-	-	557,893	(116,410)	-17.3%
Total County Jail Fund (204) less reserves	674,303	674,303	(116,410)	-	-	557,893	(116,410)	-17.3%
Projected Ending Fund Balance	-	-	-	-	-	-	-	-
County Jail Fund (204) Total Bottom Line	674,303	674,303				557,893		
Foreclosure Registry Fund (205)								
05800 Beautification	151,000	151,000	-	-	-	151,000	-	0.0%
Total Foreclosure Registry Fund (205) less reserves	151,000	151,000	-	-	-	151,000	-	0.0%
Projected Ending Fund Balance	-	-	-	-	-	166,677	-	-
Foreclosure Registry Fund (205) Total Bottom Line	151,000	151,000				317,677		
Victim Assistance Fund (206)								
03100 Victim Assistance	442,846	770,147	(366,549)	-	-	403,598	(39,248)	-8.9%
Total Victim Assistance Fund (206) less reserves	442,846	770,147	(366,549)	-	-	403,598	(39,248)	-8.9%
Projected Ending Fund Balance	-	-	-	-	-	-	-	-
Victim Assistance Fund (206) Total Bottom Line	442,846	770,147				403,598		
Recreation Fund (207)								
06200 Recreation	-	-	-	-	-	-	-	#DIV/0!
Total Recreation Fund (207) less reserves	-	-	-	-	-	-	-	#DIV/0!
Projected Ending Fund Balance	-	-	-	-	-	-	-	-
Recreation Fund (207) Total Bottom Line	-	-				-		
Juvenile Services Fund (208)								
03400 Juvenile Court	78,792	73,063	-	-	-	73,063	(5,729)	-7.3%
Total Juvenile Services Fund (208) less reserves	78,792	73,063	-	-	-	73,063	(5,729)	-7.3%
Projected Ending Fund Balance	-	-	-	-	-	-	-	-
Juvenile Services Fund (208) Total Bottom Line	78,792	73,063				73,063		
Drug Abuse Treatment Fund (209)								
02500 Drug Abuse	91,817	91,817	-	-	-	91,817	-	0.0%
Total Drug Abuse Treatment Fund (209) less reserves	91,817	91,817	-	-	-	91,817	-	0.0%
Projected Ending Fund Balance	111,578	-	-	-	-	122,855	-	-
Drug Abuse Treatment Fund (209) Total Bottom Line	203,395	91,817				214,672		
Street Lights Fund (211)								
05400 Transportation (Public Works)	4,399,461	4,649,392	-	10,154	-	4,659,546	260,085	5.9%
Total Street Lights Fund (211) less reserves	4,399,461	4,649,392	-	10,154	-	4,659,546	260,085	5.9%
Projected Ending Fund Balance	-	-	-	-	-	-	-	-
Street Lights Fund (211) Total Bottom Line	4,399,461	4,649,392				4,659,546		
Speed Humps Fund (212)								
05700 Public Works - Roads & Drainage	1,449,241	393,956	-	3,929	-	397,885	(1,051,356)	-72.5%
Total Speed Humps Fund (212) less reserves	1,449,241	393,956	-	3,929	-	397,885	(1,051,356)	-72.5%
Projected Ending Fund Balance	-	-	-	-	-	1,290,005	-	-
Speed Humps Fund (212) Total Bottom Line	1,449,241	393,956				1,687,890		
E-911 Fund (215)								
02600 E-911	14,376,205	14,515,379	384,015	572,096	91,950	15,563,440	1,187,235	8.3%
Total E-911 Fund (215) less reserves	14,376,205	14,515,379	384,015	572,096	91,950	15,563,440	1,187,235	8.3%
Projected Ending Fund Balance	1,278,102	-	-	-	-	444,319	-	-

DeKalb County, Georgia - FY23 Recommended Budget Control Sheet

Fund/Department	FY22 Current Budget	FY23 Base	Base Adjustments	Operating Enhancements	Capital Enhancements	FY23 Total	Change (\$) FY22/23	Change (%) FY 21/23
E-911 Fund (215) Total Bottom Line	15,654,307	14,515,379				16,007,759		
Hotel/Motel Tax Fund (275)								
10000 Hotel/Motel Tax	4,844,421	4,844,421	(44,421)	-	-	4,800,000	(44,421)	-0.9%
Total Hotel/Motel Fund (275) less reserves	4,844,421	4,844,421	(44,421)	-	-	4,800,000	(44,421)	-0.9%
Projected Ending Fund Balance	-	-				-		
Hotel/Motel Tax Fund (275) Total Bottom Line	4,844,421	4,844,421				4,800,000		
Rental Car Tax Fund (280)								
10000 Rental Car Tax	893,341	893,341	56,659	-	-	950,000	56,659	6.3%
Total Rental Car Tax Fund (280) less reserves	893,341	893,341	56,659	-	-	950,000	56,659	6.3%
Projected Ending Fund Balance	-	-				-		
Rental Car Tax Fund (280) Total Bottom Line	893,341	893,341				950,000		
Special Revenue Funds Grand Total								
Operations	39,188,310	39,171,026	733,226	693,288	91,950	40,689,490	1,501,180	3.8%
Projected Ending Fund Balance	1,389,680					3,161,841		
Special Revenue Funds Total Bottom Line	40,577,990	39,171,026				43,851,331		
Enterprise Funds								
Water & Sewer Operating Fund (511)								
02100 Finance	17,434,290	17,145,109	4,444,155	410,807	-	22,000,071	4,565,781	26.2%
08000 Water & Sewer	292,342,450	285,585,181	17,543,323	7,053,263	-	310,181,767	17,839,317	6.1%
Total Water & Sewer Operating Fund (511) less reserves	309,776,740	302,730,290	21,987,478	7,464,070	-	332,181,838	22,405,098	7.2%
Projected Ending Fund Balance	49,009,527					40,639,766		
Water & Sewer Operating Fund (511) Total Bottom Line	358,786,267	302,730,290				372,821,604		

DeKalb County, Georgia - FY23 Recommended Budget Control Sheet

Fund/Department	FY22 Current Budget	FY23 Base	Base Adjustments	Operating Enhancements	Capital Enhancements	FY23 Total	Change (\$) FY22/23	Change (%) FY 21/23
Watershed Sinking Fund (514)								
08000 Watershed (less Reserves)	66,368,845	67,329,667	-	-	-	67,329,667	960,822	1.4%
Total Watershed Sinking Fund (514) less reserves	66,368,845	67,329,667	-	-	-	67,329,667	960,822	1.4%
Projected Ending Fund Balance						97,542,064		
Watershed Sinking Fund (514) Total Bottom Line	66,368,845	67,329,667				164,871,731		
Sanitation Operating Fund (541)								
08100 Sanitation (Less Transfers to CIP)	91,300,770	76,385,846	4,360,487	3,817,064	7,850,000	92,413,397	1,112,627	1.2%
Total Sanitation Operating Fund (541) less reserves	91,300,770	76,385,846	4,360,487	3,817,064	7,850,000	92,413,397	1,112,627	1.2%
Projected Ending Fund Balance						6,207,771		
Sanitation Operating Fund (541) Total Bottom Line	91,300,770	76,385,846				98,621,168		
Airport Operating Fund (551)								
08200 Airport (Operations)	5,979,589	6,067,452	-	100,532	250,004	6,417,988	438,399	7.3%
Total Airport Operating Fund (551) less reserves	5,979,589	6,067,452	-	100,532	250,004	6,417,988	438,399	7.3%
Projected Ending Fund Balance	11,808,619					13,165,329		
Airport Operating Fund (551) Total Bottom Line	17,788,208	6,067,452				19,583,317		
Stormwater Operating Fund (581)								
05800 Curb Bumping (Beautification)	576,768	668,460	48,914	744,248	-	1,461,622	884,854	
06700 Stormwater (Operations)	16,728,111	16,728,111	-	478,666	-	17,206,777	478,666	2.9%
Total Stormwater Operating Fund (581) less reserves	17,304,879	17,396,571	48,914	1,222,914	-	18,668,399	1,363,520	7.9%
Projected Ending Fund Balance						13,324,045		
Stormwater Operating Fund (581) Total Bottom Line	17,304,879	17,396,571				31,992,444		
Enterprise Funds Grand Total								
Operations	490,730,823	469,909,826	26,396,879	12,604,580	8,100,004	517,011,289	26,280,466	5.4%
Projected Ending Fund Balance	60,818,146					170,878,975		
Enterprise Funds Total Bottom Line	551,548,969	469,909,826				687,890,264		
Internal Services Fund								
Fleet - Vehicle Maintenance Fund (611)								
01200 Fleet	36,062,336	33,503,792	11,000	1,117,658	-	34,632,450	(1,429,886)	-4.0%
Total Fleet - Vehicle Maint. Fund (611) less reserves	36,062,336	33,503,792	11,000	1,117,658	-	34,632,450	(1,429,886)	-4.0%
Projected Ending Fund Balance						4,317,550		

DeKalb County, Georgia - FY23 Recommended Budget Control Sheet

Fund/Department	FY22 Current Budget	FY23 Base	Base Adjustments	Operating Enhancements	Capital Enhancements	FY23 Total	Change (\$) FY22/23	Change (%) FY 21/23
Fleet - Vehicle Maint. Fund (611) Total Bottom Line	36,062,336	33,503,792				38,950,000		
Vehicle Replacement Fund (621)								
01300 Fleet	64,000,000	110,587,561	-	-	-	110,587,561	46,587,561	72.8%
Total Vehicle Replacement Fund (621) less reserves	64,000,000	110,587,561	-	-	-	110,587,561	46,587,561	72.8%
Projected Ending Fund Balance						-		
Vehicle Replacement Fund (621) Total Bottom Line	64,000,000	110,587,561				110,587,561		
Risk Management Fund (631)								
01000 Risk	127,997,454	127,961,656	2,952,117	117,185	-	131,030,958	3,033,504	2.4%
Total Risk Management Fund (631) less reserves	127,997,454	127,961,656	2,952,117	117,185	-	131,030,958	3,033,504	2.4%
Projected Ending Fund Balance						-		
Risk Management Fund (631) Total Bottom Line	127,997,454	127,961,656				131,030,958		
Workers Compensation Fund (632)								
01000 Workers Comp	8,286,209	9,799,227	32,024	9,096	-	9,840,347	1,554,138	18.8%
Total Workers Compensation Fund (632) less reserves	8,286,209	9,799,227	32,024	9,096	-	9,840,347	1,554,138	18.8%
Projected Ending Fund Balance						-		
Workers Compensation Fund (632) Total Bottom Line	8,286,209	9,799,227				9,840,347		
Internal Services Funds Grand Total								
Operations	236,345,999	281,852,236	2,995,141	1,243,939	-	286,091,316	49,745,317	21.0%
Projected Ending Fund Balance						4,317,550		
Internal Services Funds Total Bottom Line	236,345,999	281,852,236				290,408,866		
Revenue Bonds Lease Payment Funds								
Building Authority (Juvenile) Lease Payments (412)								
09300 Debt	3,714,281	3,714,281	(3,746)	-	-	3,710,536	(3,746)	-0.1%
Total Building Authority Lease Payment (412) less reserves	3,714,281	3,714,281	(3,746)	-	-	3,710,536	(3,746)	-0.1%
Projected Ending Fund Balance						82,883		
Building Authority Lease Payments (412) Total Bottom Line	3,714,281	3,714,281				3,793,419		
Public Safety & Judicial Facility Authority Fund (413)								
09300 Debt	3,094,694	3,094,694	3,000	-	-	3,097,694	3,000	0.1%
Total Pub Safe & Jud Fac Authority (413) less reserves	3,094,694	3,094,694	3,000	-	-	3,097,694	3,000	0.1%
Projected Ending Fund Balance						476,385		

DeKalb County, Georgia - FY23 Recommended Budget Control Sheet

Fund/Department	FY22 Current Budget	FY23 Base	Base Adjustments	Operating Enhancements	Capital Enhancements	FY23 Total	Change (\$) FY22/23	Change (%) FY 21/23
Pub Safe & Jud Fac Authority (413) Total Bottom Line	3,094,694	3,094,694				3,574,079		
Urban Redevelopment Agency Bonds Fund (414)								
09300 Debt	669,519	669,519	(14,942)	-	-	654,577	(14,942)	-2.2%
Total Urban Redev Agency Bonds (414) less reserves	669,519	669,519	(14,942)	-	-	654,577	(14,942)	-2.2%
Projected Ending Fund Balance						100,519		
Urban Redev Agency Bonds (414) Total Bottom Line	669,519	669,519				755,096		
Revenue Bond Funds Grand Total								
Operations	7,478,494	7,478,494	(15,688)	-	-	7,462,806	(15,688)	-0.2%
Projected Ending Fund Balance	-					659,787		
Revenue Bond Funds Total Bottom Line	7,478,494	7,478,494				8,122,593		
Operating Funds Grand Total								
Operating Funds Only	1,579,849,816	1,544,851,285	85,282,923	45,705,832	51,411,994	1,727,252,034	147,402,218	9.3%
Projected Ending Fund Balance	171,533,499					320,367,313		
Operating Funds Total Bottom Line	1,751,383,315	1,544,851,285				2,047,619,347		

DeKalb County, Georgia - Tax Funds Rolls Up

FY23 Proposed (December 15, 2022)	Proj Fund Balance	Revenue	Recurring Expenses	Non-recurring Expenses	Budgetary Reserve	Months Reserved	One Month
General Fund (100)	128,526,678	471,167,706	468,792,153	44,683,787	86,218,444	2.2	39,066,013
Fire (270)	23,175,068	98,409,179	103,908,937	400,000	17,275,310	2.0	8,659,078
Designated (271)	15,776,993	53,751,179	54,294,642	6,200,000	9,033,530	2.0	4,524,554
Unincorporated (272)	13,447,817	21,103,673	27,815,563	2,100,000	4,635,927	2.0	2,317,964
Hospital (273)	541,142	16,556,936	16,110,700	-	987,378	0.7	1,342,558
Police (274)	18,675,248	140,019,977	136,003,912	-	22,691,313	2.0	11,333,659
Countywide Bond (410)	390,005	-	-	390,005	-	N/A	-
Unincorp Bond (411)	458,806	15,345,740	15,297,288	-	507,258	0.4	1,274,774
Total Tax Funds	200,991,757	816,354,390	822,223,195	53,773,792	141,349,160	2.1	68,518,600
Active Funds Only	199,601,804	784,451,714	790,815,207	53,383,787	139,854,524	2.1	65,901,267
Police/Desig/Uni Funds	47,900,058	214,874,829	218,114,117	8,300,000	36,360,770	2.0	18,176,176

FY23 Millage Rates

	Unincorporated	Atlanta	Avondale	Brookhaven	Chamblee	Clarkston	Decatur	Doraville	Dunwoody	Lithonia	Pine Lake	Stone Mountain	Stonecrest	Tucker
General Fund - 100	10.084	10.084	10.084	10.084	10.084	10.084	10.084	10.084	10.084	10.084	10.084	10.084	10.084	10.084
Fire Fund - 270	2.805	-	2.805	2.805	2.805	2.805	-	2.805	2.805	2.805	2.805	2.805	2.805	2.805
Designated Services Fund - 271 (Roads & Transportation)	0.407	-	-	-	-	-	-	-	-	-	-	-	0.407	0.407
Designated Services Fund - 271 (Parks)	0.421	-	-	-	-	-	-	-	-	0.137	0.137	-	-	-
Hospital Fund - 273	0.417	0.417	0.417	0.417	0.417	0.417	0.417	0.417	0.417	0.417	0.417	0.417	0.417	0.417
Police Services Fund – 274 (Basic)	5.665	-	-	-	-	0.603	-	-	-	0.625	0.715	-	5.665	5.665
Police Services Fund – 274 (Non-Basic)	0.552	-	0.071	-	0.029	0.060	0.038	-	-	0.062	0.071	0.053	0.552	0.552
Countywide Bonds - 410	-	-	-	-	-	-	-	-	-	-	-	-	-	-
Unincorporated Bonds - 411	0.459	-	-	0.459	-	-	-	-	0.459	-	-	-	0.459	0.459
County Total	20.810	10.501	13.377	13.765	13.335	13.969	10.539	13.306	13.765	14.130	14.229	13.359	20.389	20.389

FY23 Budget
DeKalb County, Georgia
General Fund (100)

	FY22 Budget	Change	Recommended FY23
Starting Fund Balance January 1st	92,441,870		128,526,678
Taxes	214,254,821	19,525,170	233,779,991
HOST / EHOST Sales Taxes	148,790,411	10,305,529	159,095,940
Licenses & Permits	207,192	(4,226)	202,966
Intergovernmental	1,434,141	93,833	1,527,974
Charges for Services	61,131,690	1,934,716	63,066,406
Fines & Forfeitures	9,793,053	(1,360,657)	8,432,396
Investment Income	253,198	277,488	530,686
Miscellaneous	2,083,882	885,467	2,969,349
Other Financing Sources	1,755,766	(193,767)	1,561,999
Total Revenue	439,704,154	31,463,552	471,167,706

Animal Services	6,676,124	167,265	6,843,389
Board of Commissioners	5,188,180	944,316	6,132,496
Budget	1,352,631	76,062	1,428,693
Chief Executive Officer	4,194,272	255,322	4,449,594
Child Advocate	3,432,557	57,693	3,490,250
Citizen Help Center a.k.a. 311	734,585	117,484	852,069
Clerk of Superior Court	11,534,255	1,050,039	12,584,294
Community Service Board	2,849,057	-	2,849,057
Cooperative Extension	1,301,767	38,202	1,339,969
Debt	9,066,344	(405,091)	8,661,253
DEMA - DeKalb Emerg Mgt Agy	1,209,086	30,936	1,240,022
DFCS	1,598,220	-	1,598,220
District Attorney	26,267,548	5,028,372	31,295,920
Economic Development	1,968,250	540,000	2,508,250
Elections	11,583,990	(1,988,139)	9,595,851
Ethics Board	669,484	202,559	872,043
Facilities	21,932,000	(2,234,229)	19,697,771
Finance	8,879,037	1,189,327	10,068,364
Fire (General Fund)	5,368,428	1,553,338	6,921,766
Geographic Information Systems	3,235,742	224,347	3,460,089
Health Board	5,720,763	-	5,720,763
Human Resources	5,442,804	515,352	5,958,156
Human Services	7,937,304	1,486,043	9,423,347
Internal Audit	2,333,941	(47,888)	2,286,053
IT	39,010,974	9,260,230	48,271,204
Juvenile Court	9,183,527	1,896,303	11,079,830
Law	6,310,444	(91,370)	6,219,074
Library	21,674,388	1,425,151	23,099,539
Magistrate Court	6,378,758	3,262,559	9,641,317
Medical Examiner	3,931,843	2,453,646	6,385,489
Non-Departmental	6,659,556	(605,111)	6,054,445
Planning & Sustainability	2,544,878	969,689	3,514,567
Police (General Fund)	8,174,200	(37,436)	8,136,764
Probate Court	2,799,759	708,101	3,507,860
Property Appraisal	6,735,319	280,449	7,015,768

FY23 Budget
DeKalb County, Georgia
General Fund (100)

	FY22 Budget	Change	Recommended FY23
Public Defender	12,529,946	3,609,606	16,139,552
Public Works Director	968,789	(108,968)	859,821
Purchasing	3,841,872	299,507	4,141,379
Sheriff	85,091,614	1,747,979	86,839,593
Solicitor	9,749,100	2,132,605	11,881,705
State Court	22,450,394	3,665,393	26,115,787
Superior Court	15,324,279	3,442,543	18,766,822
Tax Commissioner	10,490,767	1,353,192	11,843,959
Total Recurring Expenses	424,326,776	44,465,377	468,792,153

Contributions	4,813,747	36,620,040	41,433,787
Facilities	2,285,000	(2,285,000)	-
IT	6,760,000	(6,760,000)	-
Juvenile Court	775,000	(775,000)	-
Non-Departmental	12,400,000	(9,150,000)	3,250,000
Sheriff	112,000	(112,000)	-
State Court	1,143,000	(1,143,000)	-
Total Non-recurring Expenses	28,288,747	16,395,040	44,683,787

Total Expenses	452,615,523	60,860,417	513,475,940
-----------------------	--------------------	-------------------	--------------------

Budgetary Reserve	13,576,598		20,264,541
EHOST Reserve	65,953,903		65,953,903
Total Reserves	79,530,501	6,687,943	86,218,444

Months Exp Rsrv	2.2
Resolution Revenue	599,694,384
Resolution Expenses	599,694,384



FY23 Budget
DeKalb County, Georgia
Fire Fund (270)

	FY22 Budget	Change	Recommended FY23
Starting Fund Balance January 1st	10,307,368		23,175,068
Taxes	93,027,701	(7,227,148)	85,800,553
Prior Year Taxes	2,559,535	589,887	3,149,422
Motor Vehicle Title Taxes	4,727,395	(96,110)	4,631,285
Intangible Recording Taxes	1,211,285	229,476	1,440,761
Energy Excise Tax	5,835	6,772	12,607
Charges for Services	2,267,103	22,879	2,289,982
Investment Income	12,083	29,287	41,370
Miscellaneous	(40,395)	-	(40,395)
Transfer from General Fund to Fire	1,083,594	-	1,083,594
Total Revenue	104,854,136	(6,444,957)	98,409,179
Debt	791,474	768	792,242
Fire	84,419,933	9,183,697	93,603,630
Non-Departmental	9,513,065	-	9,513,065
Pension	-	-	-
Total Recurring Expenses	94,724,472	9,184,465	103,908,937
Fire	4,900,000	(4,900,000)	-
Contributions	-	400,000	400,000
Total Non-Recurring Expenses	4,900,000	(4,500,000)	400,000
Total Expenses	99,624,472	4,684,465	104,308,937
Budgetary Reserve	15,537,032		17,275,310
Total Reserves	15,537,032		17,275,310

Months Exp Rsrv 2.0
Resolution Revenue 121,584,247
Resolution Expenses 121,584,247



FY23 Budget
DeKalb County, Georgia
Designated Fund (271)

	FY22 Budget	Change	Recommended FY23
Starting Fund Balance January 1st	3,196,147		15,776,993
Ad Valorem Taxes	33,883,460	(20,275,606)	13,607,854
Prior Year Taxes	921,901	150,997	1,072,898
Motor Vehicle Title Taxes	2,527,368	(1,161,941)	1,365,427
Intangible Recording Taxes	878,770	(161,132)	717,638
Energy Excise Tax	3,213	3,729	6,942
Charges for Services	3,728,513	(565,917)	3,162,596
Investment Income	7,271	34,314	41,585
Miscellaneous	123,831	86,512	210,343
Tfr from Unincorp Fund (272)	23,962,516	7,303,380	31,265,896
Tfr from Strmwtr Fund (581)	1,500,000	-	1,500,000
Tfr from Rental Motor Veh Fund (280)	800,000	-	800,000
Total Revenue	68,336,843	(14,585,664)	53,751,179
Debt	153,348	-	153,348
Non-Departmental	6,392,392	-	6,392,392
Parks	22,400,150	505,514	22,905,664
Pension	-	-	-
Roads & Drainage (Public Works)	20,785,318	(1,212,580)	19,572,738
Transportation (Public Works)	5,529,569	(259,069)	5,270,500
Total Expenses	55,260,777	(966,135)	54,294,642
Contributions	500,000	5,700,000	6,200,000
Parks	5,401,613	(5,401,613)	-
Transportation (Public Works)	593,607	(593,607)	-
Total Non-recurring Expenses	6,495,220	(295,220)	6,200,000
Total Expenses	61,755,997	(1,261,355)	60,494,642
Budgetary Reserve	9,776,993		9,033,530
Total Reserves	9,776,993		9,033,530

Months Exp Rsrv 2.0
Resolution Revenue 69,528,172
Resolution Expenses 69,528,172



Schedule A

FY23 Budget
DeKalb County, Georgia
Unincorporated Fund (272)

	FY22 Budget	Change	Recommended FY23
Starting Fund Balance January 1st	4,789,443		13,447,817
Taxes	36,147,050	1,224,564	37,371,614
Licenses & Permits	11,089,896	(787,562)	10,302,334
Fines & Forfeitures	3,213,319	133,208	3,346,527
Miscellaneous	(81,672)	(53,633)	(135,305)
Trf fm Hotel/Motel Fund (275)	1,465,000	-	1,465,000
Trf fm Sanitation Fund (541)	19,399	-	19,399
Trf to Designated Fund (271)	(23,962,516)	(7,303,380)	(31,265,896)
Total Revenue	27,890,476	(6,786,803)	21,103,673
Beautification	8,145,698	213,817	8,359,515
Code Compliance	5,749,875	834,307	6,584,182
Non-Departmental	1,975,356	-	1,975,356
Planning & Sustainability	2,669,631	(176,550)	2,493,081
State Court Division B	7,222,503	1,180,926	8,403,429
Total Expenses	25,763,063	2,052,500	27,815,563
Non-Dept (Reserve for Appropriation)	2,100,000	-	2,100,000
Contributions	500,000	(500,000)	-
Total Non-Recurring Expenses	2,600,000	(500,000)	2,100,000
Total Expenses	28,363,063	1,552,500	29,915,563
Budgetary Reserve	4,316,856		4,635,927
Total Reserves	4,316,856		4,635,927

Months Exp Rsrv 2.0
 Resolution Revenue 34,551,490
 Resolution Expenses 34,551,490



Schedule A

FY23 Budget
DeKalb County, Georgia
Hospital Fund (273)

	Mid-Year FY22	Change	Recommended FY23
Starting Fund Balance January 1st	1,191,190		541,142
Ad Valorem Taxes	7,415,722	879,796	8,295,518
Prior Year Taxes	385,641	72,154	457,795
Motor Vehicle Title Taxes	349,487	256,760	606,247
Intangible Recording Taxes	380,500	(26,718)	353,782
Energy Excise Tax	3,444	883	4,327
EHOST	7,879,866	(1,300,829)	6,579,037
Charges for Services	219,622	21,345	240,967
Investment Income	12,939	6,324	19,263
Total Revenue	16,647,221	(90,285)	16,556,936
Grady Subsidy	13,417,952	-	13,417,952
Grady Debt	2,687,225	(14,477)	2,672,748
Other Professional Services	20,000	-	20,000
Total Expenses	16,125,177	(14,477)	16,110,700
Grady Ponce Center Contribution	3,200,000	(3,200,000)	-
Total Non-Recurring Expenses	3,200,000	(3,200,000)	-
Total Expenses	19,325,177	(3,214,477)	16,110,700
Total Reserves	661,903		987,378

Months Exp Rsrv	0.7
Resolution Revenue	17,098,078
Resolution Expenses	17,098,078

Schedule A

FY23 Budget
DeKalb County, Georgia
Police Fund (274)

	FY22 Budget	Change	Recommended FY23
Starting Fund Balance January 1st	26,231,397	(7,556,149)	18,675,248
Taxes	122,587,557	15,770,666	138,358,223
Licenses & Permits	9,792	157,760	167,552
Charges for Services	1,222,337	73,965	1,296,302
Investment Income	12,469	159,977	172,446
Miscellaneous	61,000	(35,546)	25,454
Total Revenue	123,893,155	16,126,822	140,019,977
Debt	1,515,472	-	1,515,472
Non-Departmental	12,506,667	(796,551)	11,710,116
Police	114,016,236	8,762,088	122,778,324
Total Recurring Expenses	128,038,375	7,965,537	136,003,912
Contributions	285,120	(285,120)	-
Total Non-recurring Expenses	285,120	(285,120)	-
Total Expenses	128,323,495	7,680,417	136,003,912
Budgetary Reserve	21,801,057	890,256	22,691,313
Total Reserves	21,801,057	890,256	22,691,313

Months Exp Rsrv 2.0
 Resolution Revenue 158,695,225
 Resolution Expenses 158,695,225



Schedule A

FY23 Budget
DeKalb County, Georgia
Countywide Bond Fund (410)

	FY22 Budget	Change	Recommended FY23
Starting Fund Balance January 1st	(79,685)		390,005
Taxes	593,771	(593,771)	-
Charges for Services	129,245	(129,245)	-
Total Revenue	723,016	(723,016)	-
Transfer to General Fund	-	390,005	390,005
Total Recurring Expenses	-	390,005	390,005
Budgetary Reserve	643,331		-
Total Reserves	643,331		-

Months Exp Rsrv	-
Resolution Revenue	390,005
Resolution Expenses	390,005

Schedule A

FY23 Budget
DeKalb County, Georgia
Unincorporated Debt Svc (411)

	FY22 Budget	Change	Recommended FY23
Starting Fund Balance January 1st	281,760		458,806
Taxes	15,535,472	(353,487)	15,181,985
Charges for Services	158,776	(5,021)	153,755
Investment Income	1,626	8,374	10,000
Total Revenue	15,695,874	(703,621)	15,345,740
Debt Service	15,346,538	(49,250)	15,297,288
Recurring Expenses	15,346,538	(49,250)	15,297,288
Budgetary Reserve	631,096		507,258
Total Reserves	631,096		507,258

Months Exp Rsrv	0.4
Resolution Revenue	15,804,546
Resolution Expenses	15,804,546

Schedule A

FY23 Budget
DeKalb County, Georgia
Airport Fund (551)

	FY22 Budget	Change	Recommended FY23
Starting Fund Balance January 1st	11,146,833		12,611,510
Miscellaneous	6,641,375	300,000	6,941,375
Total Revenue	6,641,375	300,000	6,941,375
Airport	5,979,589	407,967	6,387,556
Total Expenses	5,979,589	407,967	6,387,556
Budgetary Reserve	11,808,619		13,165,329
Total Reserves	11,808,619		13,165,329

Months Reserved	24.7
Resolution Revenue	19,552,885
Resolution Expenses	19,552,885

Schedule A

FY23 Budget
 DeKalb County, Georgia
Bldg Auth Debt Svc Fund (412)

	FY22 Budget	Change	Recommended FY23
Starting Fund Balance January 1st	82,883		82,883
Transfer from General Fund Debt	3,715,188	(4,652)	3,710,536
Total Revenue	3,714,281	(4,652)	3,710,536
Debt Service	3,714,281	(3,745)	3,710,536
Total Expenses	3,714,281	(3,745)	3,710,536
Ending Fund Balance 12/31	82,883		82,883

Months Exp Rsrv	0.3
Resolution Revenue	3,793,419
Resolution Expenses	3,793,419



Schedule A

FY23 Budget
DeKalb County, Georgia
County Jail Fund (204)

	FY22 Budget	Change	Recommended FY23
Starting Fund Balance January 1st	155,154		-
Intergovernmental	39,985	6,348	46,333
Fines & Forfeitures	479,164	32,396	511,560
Total Revenue	519,149	38,744	557,893
County Jail	674,303	(116,410)	557,893
Total Expenses	674,303	(116,410)	557,893
Total Reserves	-		-

Months Exp Reserved	-
Resolution Revenue	557,893
Resolution Expenses	557,893




Schedule A

FY23 Budget
DeKalb County, Georgia
PEG Fund (203)

	FY22 Budget	Change	Recommended FY23
Starting Fund Balance January 1st	418,597		178,597
Miscellaneous (PEG Fund)	37,000	(7,000)	30,000
Total Revenue	37,000	(7,000)	30,000
CEO/DCTV	455,597	(247,000)	208,597
Total Expenses	455,597	(247,000)	208,597
Total Reserves	-		-

Months Exp Rsrv	-
Resolution Revenue	208,597
Resolution Expenses	208,597



Schedule A

FY23 Budget
DeKalb County, Georgia
Development Fund (201)

	FY22 Budget	Change	Recommended FY23
Starting Fund Balance January 1st	8,733,786		7,006,247
Licenses & Permits	6,574,425	367,112	6,941,537
Charges for Services	-	22,852	22,852
Total Revenue	6,574,425	389,964	6,964,389
Planning & Sustainability	11,331,286	1,501,365	12,832,651
Total Expenses	11,331,286	1,501,365	12,832,651
Budgetary Reserve	3,976,925		1,137,985
Total Reserves	3,976,925		1,137,985


Months Exp Rsrv	1.1
Resolution Revenue	13,970,636
Resolution Expenses	13,970,636

Schedule A

FY23 Budget
DeKalb County, Georgia
Drug Abuse Tre/Ed Fund (209)

	FY22 Budget	Change	Recommended FY23
Starting Fund Balance January 1st	107,819		111,578
Fines & Forfeitures	95,576	7,518	103,094
Total Revenue	95,576	7,518	103,094
Drug Abuse Treatment & Education	91,817		91,817
Total Expenses	91,817	-	91,817
Ending Fund Balance 12/31	107,819		122,855

Months Reserved	16.1
Resolution Revenue	214,672
Resolution Expenses	214,672



Schedule A

FY23 Budget
DeKalb County, Georgia
E911 Fund (215)

	FY22 Budget	Change	Recommended FY23
Starting Fund Balance January 1st	1,393,349		1,590,045
Charges for Services	742,000	(182,000)	560,000
Miscellaneous Revenue	11,257,659	292,341	11,550,000
Transfer from Police Fund	1,713,841	(198,369)	1,515,472
Transfer from Fire Fund	489,040	303,202	792,242
Total Revenue	14,202,540	215,174	14,417,714
E911	14,376,205	1,187,235	15,563,440
Total Expenses	14,376,205	1,187,235	15,563,440
Budgetary Reserve	1,219,684		444,319
Total Reserves	1,219,684		444,319

Months Exp Rsrv	0.3
Resolution Revenue	16,007,759
Resolution Expenses	16,007,759

Schedule A

FY23 Budget
DeKalb County, Georgia
Foreclosure Registry Fund (205)

	FY22 Budget	Change	Recommended FY23
Starting Fund Balance January 1st	275,677		275,677
Foreclosure Registry	7,440	12,560	20,000
Vacant Property Fees	15,000	7,000	22,000
Total Revenue	22,440	19,560	42,000
Code Compliance	151,000	-	151,000
Total Expenses	151,000	-	151,000
Budgetary Reserve	147,117		166,677
Total Reserves	147,117		166,677

Months Exp Rsrv	13.2
Resolution Revenue	317,677
Resolution Expenses	317,677

Schedule A

FY23 Budget
DeKalb County, Georgia
Grant Fund (250)

	FY22 Budget	Change	Recommended FY23
Intergovernmental	17,471,341	-	17,471,341
Total Revenue	17,471,341	-	17,471,341
Grant-in-Aid Programs	17,471,341	-	17,471,341
Total Expenses	17,471,341	-	17,471,341

Resolution Revenue	17,471,341
Resolution Expenses	17,471,341

Schedule A

FY23 Budget
DeKalb County, Georgia
Grant Fund (257)

	FY22 Budget	Change	Recommended FY23
Intergovernmental	691,656	-	691,656
Total Revenue	691,656	-	691,656
Justice Assistance Grant Program	691,656	-	691,656
Total Expenses	691,656	-	691,656

Resolution Revenue	691,656
Resolution Expenses	691,656

FY23 Budget
DeKalb County, Georgia
Hotel/Motel Fund (275)

	FY22 Budget	Change	Recommended FY23
Starting Fund Balance January 1st	44,421		-
Taxes	4,800,000	-	4,800,000
Total Revenue	4,800,000	-	4,800,000
DeKalb Convention & Visitors Bureau	1,937,769	(17,769)	1,920,000
Tourism Product Development	968,883	(8,883)	960,000
Transfer to Unincorporated Fund	1,937,769	(17,769)	1,920,000
Total Expenses	4,844,421	(44,421)	4,800,000
Total Reserves	-		-

Months Reserved	-
Resolution Revenue	4,800,000
Resolution Expenses	4,800,000

The Hotel / Motel Fund accounts for transactions involving DeKalb County's original Hotel / Motel Tax of 2%. This tax was approved by the Board of Commissioners in December 1997. Subsequently, this tax was increased to 8%. This excise tax is used to promote tourism, conventions, and trade shows. In addition, funds can be expended for "tourism product development" which is the creation or expansion of physical attractions which improve the destination appeal to visitors, support visitors' experience, and are used by visitors. Such expenditures may include capital costs and operating costs. As all proceeds of the Hotel/ Motel Tax are designated for various purposes by the enabling legislation, all revenue is allocated to those purposes and this fund should carry no fund balance.

House Bill 317, which expanded the definition of "innkeeper" to include marketplace facilitators like AirBnB, became effective July 1, 2021. Subsequently, annual monthly revenue from the Hotel/Motel Tax more than

Schedule A

FY23 Budget
DeKalb County, Georgia
Juvenile Services Fund (208)

	FY22 Budget	Change	Recommended FY23
Starting Fund Balance January 1st	61,487	(7,381)	54,106
Charges for Services	19,908	(951)	18,957
Total Revenue	19,411	(951)	18,957
Juvenile Court (Juvenile Services)	78,792	(5,729)	73,063
Total Expenses	78,792	(5,729)	73,063
Ending Fund Balance 12/31	2,106		-

Months Exp Rsrv	-
Resolution Revenue	73,063
Resolution Expenses	73,063

Schedule A

FY23 Budget
DeKalb County, Georgia
Law Enf. Conf. Mon. Fund (210)


	FY22 Budget	Change	Recommended FY23
Intergovernmental	2,341,459	-	2,341,459
Total Revenue	2,341,459	-	2,341,459
Law Enforcement Confiscated Funds	2,341,459	-	2,341,459
Total Expenses	2,341,459	-	2,341,459

Resolution Revenue	2,341,459
Resolution Expenses	2,341,459

FY23 Budget
DeKalb County, Georgia
Pub Saf & Jud Fac Aut Fund (413)

	FY22 Budget	Change	Recommended FY23
Starting Fund Balance January 1st	479,383		479,385
Transfer from General	295,544	(1)	295,543
Transfer from Police	1,515,472	(1,177,532)	337,940
Transfer from Fire	792,242	-	792,242
Transfer from E911	337,941	(184,444)	153,497
Transfer from STD - Designated	153,497	1,361,975	1,515,472
Total Revenue	3,094,696	(2)	3,094,694
Debt Service	3,094,694	3,000	3,097,694
Total Expenses	3,094,694	3,000	3,097,694
Total Reserves	479,385		476,385

Months Exp Rsrv 1.8
Resolution Revenue 3,574,079
Resolution Expenses 3,574,079



FY23 Budget
DeKalb County, Georgia
Rental Motor Vehicle Fund (280)

	FY22 Budget	Change	Recommended FY23
Starting Fund Balance January 1st	168,341		-
Taxes	725,000	225,000	950,000
Total Revenue	725,000		950,000
Transfer to Designated Services Fund	893,341	56,659	950,000
Total Expenses	893,341		950,000
Ending Fund Balance 12/31	-		-

Months Exp Rsrv	-
Resolution Revenue	950,000
Resolution Expenses	950,000

The Rental Motor Vehicle fund accounts for revenue from the excise tax imposed on the rental of motor vehicles in Unincorporated DeKalb at the rate of 3 percent of the rental charges. Funds derived from the Rental Motor Vehicle Tax shall be used for the purpose of promoting industry, trade, commerce, and tourism; for the provision of convention, trade, sports, and recreational facilities; and for public safety purposes.

The transfer to the Designated Services Fund is to defray the costs of DeKalb County Recreation, Parks and Cultural Affairs.

Schedule A

FY23 Budget
DeKalb County, Georgia
Risk Management Fund (631)

	FY22 Budget	Change	Recommended FY23
Starting Fund Balance January 1st	3,742,599		-
Charges for Services	14,360,826	1,037,948	15,398,774
Payroll Liabilities	115,336,215	295,969	115,632,184
Total Revenue	129,697,041	1,333,917	131,030,958
Risk Management	127,997,454	3,033,504	131,030,958
Total Expenses	127,997,454	3,033,504	131,030,958
Budgetary Reserve	5,442,187		-
Total Reserves	5,442,187	-	-

Months Exp Rsrv	-
Resolution Revenue	131,030,958
Resolution Expenses	131,030,958

Schedule A

FY23 Budget
DeKalb County, Georgia
Sanitation Fund (541)

	FY22 Budget	Change	Recommended FY23
Starting Fund Balance January 1st	2,218,033		-
Charges for Services	79,053,737	19,514,850	98,568,587
Investment Income	4,500	-	4,500
Miscellaneous	24,500	23,581	48,081
Loan from General Fund	10,000,000	(10,000,000)	-
Total Revenue	89,082,737	9,538,431	98,621,168
Sanitation (Less Reserves & Tran)	80,114,827	4,448,570	84,563,397
Total Recurring Expenses	80,114,827	4,448,570	84,563,397
Transfer to Sanitation CIP	11,185,943	(3,335,943)	7,850,000
Total Non-Recurring Expenses	11,185,943	(3,335,943)	7,850,000
Total Expenses	91,300,770	1,112,627	92,413,397
Ending Fund Balance 12/31	-		6,207,771

Months Exp Rsrv	0.9
Resolution Revenue	98,621,168
Resolution Expenses	98,621,168


The FY2022 mid-year amendment proposes to pay cash from the Sanitation Fund to cover the construction costs of a new cell at Seminole Landfill, as opposed to financing the cell construction as originally planned in the approved budget.

The loan from the General Fund was approved as a line of credit in the FY2021 budget.

FY23 Budget
DeKalb County, Georgia
Speed Humps Maint Fund (212)

	FY22 Budget	Change	Recommended FY23
Starting Fund Balance January 1st	1,608,714		1,344,288
Charges for Services	342,723	879	343,602
Total Revenue	342,723	879	343,602
Roads & Drainage - Speed Humps	1,449,241	(1,051,356)	397,885
Total Expenses	1,449,241	(1,051,356)	397,885
Total Reserves	502,196		1,290,005

Months Exp Rsrv	38.9
Resolution Revenue	1,687,890
Resolution Expenses	1,687,890



Schedule A

FY23 Budget
DeKalb County, Georgia
Stormwater Operating Fund (581)

	FY22 Budget	Change	Recommended FY23
Starting Fund Balance January 1st	206,459		-
Charges for Services	17,098,420	14,894,024	31,992,444
Total Revenue	17,098,420	14,894,024	31,992,444
Curb Bumping (Beautification)	576,768	884,854	1,461,622
Stormwater (Operations)	16,728,111	478,666	17,206,777
Total Expenses	17,304,879	1,363,520	18,668,399
Total Reserves	-		13,324,045

Months Exp Rsrv	8.6
Resolution Revenue	31,992,444
Resolution Expenses	31,992,444

The Stormwater Fund's revenue projections are based on a recommended fee increase from \$4 per month to \$8 per month.

FY23 Budget
DeKalb County, Georgia
Street Light Fund (211)

	FY22 Budget	Change	Recommended FY23
Starting Fund Balance January 1st	(205,411)		-
Charges for Services	4,604,872	54,674	4,659,546
Total Revenue	4,604,872	54,674	4,659,546
Transportation - Street Lights	4,399,461	260,085	4,659,546
Total Expenses	4,399,461	260,085	4,659,546
Ending Fund Balance 12/31	-		-

Months Exp Rsrv	-
Resolution Revenue	4,659,546
Resolution Expenses	4,659,546

The Street Light Fund is projected to end FY2021 with a negative fund balance due to increased electricity costs and the exhaustion of the fund's previous fund balance. The administration is developing a plan to ensure that revenues are sufficient to maintain expenditures within the Street Light Fund, which will be presented prior to the mid-year budget amendment.

Schedule A

FY23 Budget
DeKalb County, Georgia
Urban Redev. Agency (414)

	FY22 Budget	Change	Recommended FY23
Starting Fund Balance January 1st	173,988		118,063
IRS Subsidy	113,183	(11,224)	101,959
Transfer from General Fund	495,637	39,437	535,074
Total Revenue	608,820	28,213	637,033
Debt Service	669,519	(14,942)	654,577
Total Expenses	669,519	(14,942)	654,577
Total Reserves	115,663		100,519

Months Exp Rsrv	1.8
Resolution Revenue	755,096
Resolution Expenses	755,096

As a bond fund, the fund balance at the end of the year should be adequate when combined with the revenue for January - March to make the April 1 interest payment.

Schedule A

FY23 Budget
DeKalb County, Georgia
Vehicle Maintenance Fund (611)

	FY22 Budget	Change	Recommended FY23
Starting Fund Balance January 1st	(1,519,167)		-
Charges for Services	38,300,000	-	38,300,000
Intergovernmental	200,000	-	200,000
Miscellaneous	450,000	-	450,000
Total Revenue	38,950,000	-	38,950,000
Fleet Management	36,062,336	(1,429,886)	34,632,450
Total Expenses	36,062,336	(1,429,886)	34,632,450
Budgetary Reserve	1,368,497		4,317,550
Total Reserves	1,368,497		4,317,550

Months Exp Rsrv	1.50
Resolution Revenue	38,950,000
Resolution Expenses	38,950,000

Schedule A

FY23 Budget
DeKalb County, Georgia
Vehicle Replacement Fund (621)

	FY22 Budget	Change	Recommended FY23
Starting Fund Balance January 1st	81,554,265		79,070,913
Charges for Services	30,516,648	-	30,516,648
Other Fin. Sources (Surplus Auction)	1,000,000	-	1,000,000
Total Revenue	31,516,648	-	31,516,648
Vehicle Replacement	64,000,000	46,587,561	110,587,561
Total Expenses	64,000,000	46,587,561	110,587,561
Budgetary Reserve	49,070,913		-
Total Reserves	49,070,913		-

Months Exp Rsrv	-
Resolution Revenue	110,587,561
Resolution Expenses	110,587,561

Schedule A

FY23 Budget
DeKalb County, Georgia
Victim Assistance Fund (206)

	FY22 Budget	Change	Recommended FY23
Starting Fund Balance January 1st	-	-	-
Fines & Forfeitures	442,846	(39,248)	403,598
Intergovernmental	-	-	-
Total Revenue	442,846	(39,248)	403,598
Victim Assistance	442,846	(39,248)	403,598
Total Expenses	442,846	(39,248)	403,598
Total Reserves	-		-

Months Exp Rsrv	-
Resolution Revenue	403,598
Resolution Expenses	403,598



FY23 Budget
DeKalb County, Georgia
Watershed Op Fund (511)

	FY22 Budget	Change	Recommended FY23
Starting Fund Balance January 1st	72,563,625		69,612,169
Charges for Services	285,245,647	16,400,105	301,645,752
Investment Income	54,557	80,482	135,039
Miscellaneous	44,588	104,785	149,373
Other Financing Sources	877,850	401,421	1,279,271
Total Revenue	286,222,642	16,986,793	303,209,435
Finance	17,434,290	4,565,781	22,000,071
Watershed Management	292,342,450	17,839,317	310,181,767
Total Expenses	309,776,740	22,405,098	332,181,838
Budgetary Reserve	49,009,527		40,639,766
Total Reserves	49,009,527		40,639,766

Months Exp Rsrv	1.5
Resolution Revenue	372,821,604
Resolution Expenses	372,821,604


The Chief Executive Officer or his / her designee has the authority to adjust the budgeted Transfer to Renewal and Extension based on actual revenues and expenditures. This action may require a corresponding adjustment in other budgeted revenue, expenses, or fund balance, but may not increase operational funding for Finance or Watershed.

Schedule A

FY23 Budget
DeKalb County, Georgia
W&S Debt Svc Bond Fund (514)

	FY22 Budget	Change	Recommended FY23
Starting Fund Balance January 1st	89,432,330		89,652,031
Other Financing Sources	66,588,546	8,631,154	75,219,700
Total Revenue	66,588,546	8,631,154	75,219,700
Debt Service	66,368,845	960,822	67,329,667
Total Expenses	66,368,845	960,822	67,329,667
Budgetary Reserve	89,652,031		97,542,064
Total Reserves	89,652,031		97,542,064

Months Exp Rsrv	17.4
Resolution Revenue	164,871,731
Resolution Expenses	164,871,731



Schedule A

FY23 Budget
DeKalb County, Georgia
Workers Compensation Fund (632)

	FY22 Budget	Change	Recommended FY23
Starting Fund Balance January 1st	(1,156,371)	1,208,952	52,581
Charges for Services	9,442,580	345,186	9,787,766
Total Revenue	9,442,580	345,186	9,787,766
Workers Compensation	8,286,209	1,554,138	9,840,347
Total Expenses	8,286,209	1,554,138	9,840,347
Budgetary Reserve	-	-	-
Total Reserves	-	-	-

Months Exp Rsrv	-
Resolution Revenue	9,840,347
Resolution Expenses	9,840,347

DEKALB-PEACHTREE AIRPORT (08200)
Airport Operating Fund (551)
 FY23 Budget Request / Recommendation Sheet

Departmental Description

The Airport operates and maintains the DeKalb Peachtree Airport; acts as a liaison with the Federal Aviation Administration (FAA), Georgia Department of Transportation (GDOT), Atlanta Regional Commission (ARC) and numerous other government agencies. Prepares the airport master plan, airport layout plan and assists in preparation of land use plans for those areas surrounding the airport. Performs security and maintenance at the airport, presents requests for federal and state assistance and administers grants under the FAA Airport Improvement Program. Participates on aviation boards and committees, leases airport land and facilities under the authority and direction of the CEO, DeKalb County, and the County Board of Commissioners. Provides noise abatement policies and procedure, provides airport/aviation staff assistance to the Airport Advisory Board (AAB) and acts as a general aviation info center for the public.

Common Object Expenditures	FY20 Actual	FY21 Actual	FY22 Budget	FY23 Requested	Requested Change	FY23 Recommended	Recommended Change
51-PERSONAL SERVICES AND EMPLOYEE BENEFITS	1,451,426	1,509,403	1,649,426	1,807,389	9.6%	1,837,821	11.4%
52-PURCHASED / CONTRACTED SERVICES	40,169	35,159	846,762	846,762	-	846,762	-
53-SUPPLIES	279,270	227,272	530,339	530,339	-	530,339	-
55-INTERFUND / INTERDEPARTMENTAL CHARGES	354,725	605,205	738,627	738,627	-	738,627	-
57-OTHER COSTS	149,361	-	186,521	186,521	-	186,521	-
61-OTHER FINANCING USES	1,750,000	1,779,526	1,782,210	2,032,214	14.0%	2,032,214	14.0%
70-RETIREMENT SERVICES	208,591	196,823	245,704	245,704	-	245,704	-
Total (\$)	4,233,542	4,353,386	5,979,589	6,387,556	6.8%	6,417,988	7.3%

Cost Center Level Expenditures	FY20 Actual	FY21 Actual	FY22 Budget	FY23 Requested	Requested Change	FY23 Recommended	Recommended Change
08210-DeKalb Peachtree Airport Administration	3,476,382	3,521,735	5,040,693	5,379,322	6.7%	5,409,754	7.3%
08220-DeKalb Peachtree Airport Maintenance	757,161	831,651	938,896	1,008,234	7.4%	1,008,234	7.4%
Total (\$)	4,233,542	4,353,386	5,979,589	6,387,556	6.8%	6,417,988	7.3%

Positions	FY20 Actual	FY21 Actual	FY22 Actual	FY23 Requested	Requested Change	FY23 Recommended	Recommended Change
Filled Positions	21	21	23	23	-	23	-
Funded Positions	22	21	23	23	-	23	-

Notes: 23 Funded and 22 Filled positions

Departmental Notes

The DeKalb Peachtree Airport anticipates the return of the annual Airshow after a break during the pandemic.

DEKALB-PEACHTREE AIRPORT (08200)
Airport Operating Fund (551)
 FY23 Budget Request / Recommendation Sheet

Base Budget by Object Class/Selected Object Code	FY22 Budget	FY23 Requested	FY23 Recommended	FY23 Approved	Requested Change	Recommended Change	Approved Change
51-PERSONAL SERVICES AND EMPLOYEE BENEFITS	1,649,426	1,737,289	1,737,289	-	87,863	87,863	-1,649,426
Salaries	1,109,712	1,153,503	1,153,503	-	43,791	43,791	-1,109,712
Salaries - Part Time	41,712	41,712	41,712	-	-	-	-41,712
Salaries - Adjustments	99,941	99,941	99,941	-	-	-	-99,941
Salaries - Temporary	2,664	2,664	2,664	-	-	-	-2,664
Salaries - Overtime	21,876	21,876	21,876	-	-	-	-21,876
County Match - Grp Ins - Allocated	273,000	310,500	310,500	-	37,500	37,500	-273,000
County Match - FICA	84,894	88,243	88,243	-	3,349	3,349	-84,894
401(A) Employer Contribution	14,286	17,509	17,509	-	3,223	3,223	-14,286
Unemployment Compensation	1,341	1,341	1,341	-	-	-	-1,341
52-PURCHASED / CONTRACTED SERVICES	846,762	846,762	846,762	-	-	-	-846,762
53-SUPPLIES	530,339	530,339	530,339	-	-	-	-530,339
55-INTERFUND / INTERDEPARTMENTAL CHARGES	738,627	738,627	738,627	-	-	-	-738,627
57-OTHER COSTS	186,521	186,521	186,521	-	-	-	-186,521
61-OTHER FINANCING USES	1,782,210	1,782,210	1,782,210	-	-	-	-1,782,210
70-RETIREMENT SERVICES	245,704	245,704	245,704	-	-	-	-245,704
Base Budget (Total)	5,979,589	6,067,452	6,067,452	-	87,863	87,863	-5,979,589

Operating Enhancements		FY22 Budget	FY23 Requested	FY23 Recommended	FY23 Approved	Requested Change	Recommended Change	Approved Change
O1.	Cost of Living Adjustment (DeKalb Peachtree Airport Administration). Salaries Adjustments - funding for a 4% cost of living adjustment (including associated benefits).	-	-	30,432	-	-	30,432	-
Operating Enhancements Total		-	-	30,432	-	-	30,432	-

DEKALB-PEACHTREE AIRPORT (08200)
Airport Operating Fund (551)
 FY23 Budget Request / Recommendation Sheet

Workforce Enhancements		FY22 Budget	FY23 Requested	FY23 Recommended	FY23 Approved	Requested Change	Recommended Change	Approved Change
W1.	New Position Requests	-	70,100	70,100	-	70,100	70,100	-
Notes:								
Workforce Enhancements Total		-	70,100	70,100	-	70,100	70,100	-

Capital Requests		FY22 Budget	FY23 Requested	FY23 Recommended	FY23 Approved	Requested Change	Recommended Change	Approved Change
C1.	Repair and Construction (DeKalb-Peachtree Airport Administration). Repair runway and construction of hangers.	-	250,004	250,004	-	250,004	250,004	-
Capital Requests Total		-	250,004	250,004	-	250,004	250,004	-

Total Budget		5,979,589	6,387,556	6,417,988		407,967	438,399	-5,979,589
---------------------	--	------------------	------------------	------------------	--	----------------	----------------	-------------------

Animal Services (04200)
General Fund (100)
 FY23 Budget Request / Recommendation Sheet

Departmental Description

Animal Services and Enforcement is under the umbrella of Public Safety and reports to the Director of Public Safety. Animal Enforcement responds to animal related calls and complaints to ensure the welfare of the animals and the safety of the public, by enforcing and education of DeKalb County Animal Ordinances and animal related State statues. Animal Services, the outsourced Shelter Operation provided by LifeLine Animal Project, is responsible for the humane care of homeless, unwanted and quarantined animals, and provides adoption, foster rescue, transfer, and disposal services for sheltered animals.

Common Object Expenditures	FY20 Actual	FY21 Actual	FY22 Budget	FY23 Requested	Requested Change	FY23 Recommended	Recommended Change
51-PERSONAL SERVICES AND EMPLOYEE BENEFITS	1,153,602	1,043,265	1,516,558	1,665,987	9.9%	1,683,821	11.0%
52-PURCHASED / CONTRACTED SERVICES	3,911,179	4,079,537	4,393,548	4,393,556	-	4,393,556	-
53-SUPPLIES	191,751	192,521	278,595	278,591	-	278,591	-
54-CAPITAL OUTLAYS	-	18,211	77,130	77,128	-	77,128	-
55-INTERFUND / INTERDEPARTMENTAL CHARGES	210,224	232,993	261,446	261,446	-	261,446	-
70-RETIREMENT SERVICES	-	-	148,847	148,847	-	148,847	-
Total (\$)	5,466,756	5,566,527	6,676,124	6,825,555	2.2%	6,843,389	2.5%

Cost Center Level Expenditures	FY20 Actual	FY21 Actual	FY22 Budget	FY23 Requested	Requested Change	FY23 Recommended	Recommended Change
04210-Animal Services	5,466,756	5,566,527	6,676,124	6,825,555	2.2%	6,843,389	2.5%
Total (\$)	5,466,756	5,566,527	6,676,124	6,825,555	2.2%	6,843,389	2.5%

Positions	FY20 Actual	FY21 Actual	FY22 Actual	FY23 Requested	Requested Change	FY23 Recommended	Recommended Change
Filled Positions	19	18	26	26	-	26	-
Funded Positions	25	24	26	26	-	26	-

Notes: 15 filled 11 vacant

Departmental Notes

FY23 funding for cost of living adjustment and existing vacant positions.

Animal Services (04200)
General Fund (100)
 FY23 Budget Request / Recommendation Sheet

Base Budget by Object Class/Selected Object Code		FY22 Budget	FY23 Requested	FY23 Recommended	FY23 Approved	Requested Change	Recommended Change	Approved Change
51-PERSONAL SERVICES AND EMPLOYEE BENEFITS		1,516,558	997,977	997,977	-	-518,581	-518,581	-1,516,558
Salaries		991,693	670,537	670,537	-	-321,156	-321,156	-991,693
Salaries - Adjustments		86,520	1,118	1,118	-	-85,402	-85,402	-86,520
Salaries - Overtime		50,004	50,000	50,000	-	-4	-4	-50,004
County Match - Grp Ins - Allocated		285,000	202,500	202,500	-	-82,500	-82,500	-285,000
County Match - FICA		75,867	51,296	51,296	-	-24,571	-24,571	-75,867
401(A) Employer Contribution		17,478	12,526	12,526	-	-4,952	-4,952	-17,478
TUITION REIMBURSEMENT		9,996	10,000	10,000	-	4	4	-9,996
Notes: Base budget funds 15 positions								
52-PURCHASED / CONTRACTED SERVICES		4,393,548	4,393,556	4,393,556	-	8	8	-4,393,548
53-SUPPLIES		278,595	278,591	278,591	-	-4	-4	-278,595
54-CAPITAL OUTLAYS		77,130	77,128	77,128	-	-2	-2	-77,130
55-INTERFUND / INTERDEPARTMENTAL CHARGES		261,446	261,446	261,446	-	-	-	-261,446
70-RETIREMENT SERVICES		148,847	148,847	148,847	-	-	-	-148,847
Base Budget (Total)		6,676,124	6,157,545	6,157,545	-	-518,579	-518,579	-6,676,124

Operating Enhancements		FY22 Budget	FY23 Requested	FY23 Recommended	FY23 Approved	Requested Change	Recommended Change	Approved Change
O1.	Cost of Living Adjustment (Animal Services). Salary Adjustments - funding for a 4% cost of living adjustment including associated benefits.	-	-	17,834	-	-	17,834	-
Operating Enhancements Total		-	-	17,834	-	-	17,834	-

Workforce Enhancements		FY22 Budget	FY23 Requested	FY23 Recommended	FY23 Approved	Requested Change	Recommended Change	Approved Change
W1.	Existing Vacancies	-	668,010	668,010	-	668,010	668,010	-
Notes: W1 - 3 animal control officer (CC 04120 - Animal Services, Pos# 002036, 05492 & 05493, start date 1/1/2023); 4 animal control officer, master (CC 04120 - Animal Services, Pos# 02037, 02039, 05570 & 11247, start date 1/1/2023); 1 animal control officer, sr (CC 04120 - Animal Services, Pos# 11250 start date 1/1/2023); 1 animal control officer, supervisor (CC 04120 - Animal Services, Pos# 02402 start date 1/1/2023); 1 director, animal control (CC 04120 - Animal Services, Pos# 01255 start date 1/1/2023); 1 office assistant (CC 04120 - Animal Services, Pos# 07228 start date 1/1/2023)								
Workforce Enhancements Total		-	668,010	668,010	-	668,010	668,010	-

Total Budget		6,676,124	6,825,555	6,843,389	-	149,431	167,265	-6,676,124
---------------------	--	------------------	------------------	------------------	----------	----------------	----------------	-------------------

BEAUTIFICATION (05800)
Stormwater Management Operating Fund (581)
 FY23 Budget Request / Recommendation Sheet

Departmental Description

The Beautification Department is an active steward, protecting and enhancing the natural beauty and assets of our community. We promote and foster a beautiful, safe and healthy community by ongoing excellent enforcement of property standards and the management and maintenance of the county's streets and roadways. These respective business units work together comprehensively to centralize and deliver a beautification strategy with single coordination. Keeping our focus in line with the DeKalb County's Chief Executive Officer Clean Sweep initiative, we aim to enhance our effectiveness and efficiency. Along with contracted specialized companies, we will utilize existing personnel, expertise, and equipment with a refined focus on beautification and policy realignment, while changing the appearance and general aesthetics of the streets, business corridors, and residential communities throughout the county.

Common Object Expenditures	FY20 Actual	FY21 Actual	FY22 Budget	FY23 Requested	Requested Change	FY23 Recommended	Recommended Change
51-PERSONAL SERVICES AND EMPLOYEE BENEFITS	-	243,483	410,730	699,906	70.4%	712,834	73.6%
52-PURCHASED / CONTRACTED SERVICES	-	12,519	45,000	45,000	-	45,000	-
53-SUPPLIES	-	20,851	53,152	53,152	-	53,152	-
55-INTERFUND / INTERDEPARTMENTAL CHARGES	-	3,360	15,212	946,962	6,125.1%	597,962	3,830.8%
70-RETIREMENT SERVICES	-	-	52,674	52,674	-	52,674	-
Total (\$)	-	280,213	576,768	1,797,694	211.7%	1,461,622	153.4%

Cost Center Level Expenditures	FY20 Actual	FY21 Actual	FY22 Budget	FY23 Requested	Requested Change	FY23 Recommended	Recommended Change
CC_05840	-	280,213	576,768	1,797,694	211.7%	1,461,622	153.4%
Total (\$)	-	280,213	576,768	1,797,694	211.7%	1,461,622	153.4%

Positions	FY20 Actual	FY21 Actual	FY22 Actual	FY23 Requested	Requested Change	FY23 Recommended	Recommended Change
Filled Positions	8	12	9	14	5	14	5
Funded Positions	8	12	8	14	6	14	6

Notes: 9 filled positions; 1 vacant position and 4 new positions recommended

Departmental Notes

BEAUTIFICATION (05800)
Stormwater Management Operating Fund (581)
 FY23 Budget Request / Recommendation Sheet

Base Budget by Object Class/Selected Object Code	FY22 Budget	FY23 Requested	FY23 Recommended	FY23 Approved	Requested Change	Recommended Change	Approved Change
51-PERSONAL SERVICES AND EMPLOYEE BENEFITS	410,730	502,422	502,422	-	91,692	91,692	-410,730
Salaries	269,468	329,294	329,294	-	59,826	59,826	-269,468
Salaries - Adjustments	14,590	14,590	14,590	-	-	-	-14,590
County Match - Grp Ins - Reversed	1,968	1,968	1,968	-	-	-	-1,968
County Match - Grp Ins - Allocated	96,000	121,500	121,500	-	25,500	25,500	-96,000
County Match - FICA	20,616	25,191	25,191	-	4,575	4,575	-20,616
401(A) Employer Contribution	8,088	9,879	9,879	-	1,791	1,791	-8,088
52-PURCHASED / CONTRACTED SERVICES	45,000	45,000	45,000	-	-	-	-45,000
53-SUPPLIES	53,152	53,152	53,152	-	-	-	-53,152
55-INTERFUND / INTERDEPARTMENTAL CHARGES	15,212	15,212	15,212	-	-	-	-15,212
70-RETIREMENT SERVICES	52,674	52,674	52,674	-	-	-	-52,674
Base Budget (Total)	576,768	668,460	668,460	-	91,692	91,692	-576,768

Base Adjustments	FY22 Budget	FY23 Requested	FY23 Recommended	FY23 Approved	Requested Change	Recommended Change	Approved Change
B1. Reallocate Position (Beautification). Salaries Adjustments - reallocate position #17228 (crew supervisor) to general foreman.	-	6,606	6,606	-	6,606	6,606	-
B2. Reallocate Position (Beautification). Salaries Adjustments - reallocate position \$17227 (crew leader) to crew supervisor).	-	4,155	4,155	-	4,155	4,155	-
Base Adjustments Total	-	10,761	10,761	-	10,761	10,761	-

Operating Enhancements	FY22 Budget	FY23 Requested	FY23 Recommended	FY23 Approved	Requested Change	Recommended Change	Approved Change
O1. Pick-Up Truck Crew Cab (Beautification). Vehicle Additions to Fleet Charge - truck needed to transport employees to/from work sites.	-	55,750	55,750	-	55,750	55,750	-
O2. Two Tandem Dump Trucks (Beautification). Vehicle Additions to Fleet Charge - vehicle to replace pool units that are 10 years old (\$195K each).	-	392,000	196,000	-	392,000	196,000	-
O3. Two Skid Steers with Attachment (Beautification). Vehicle Additions to Fleet Charge - vehicle to replace pool units that are 10 years old (\$81K each).	-	162,000	81,000	-	162,000	81,000	-
O4. Two Trailers for Skid Steers (Beautification). Vehicle Additions to the Fleet Charge - units needed to haul the equipment to the curb bumping locations (\$125K each).	-	250,000	250,000	-	250,000	250,000	-
O5. Cost of Living Adjustment (Beautification). Salaries Adjustments - funding for a 4% cost of living adjustment (including associated benefits).	-	-	8,887	-	-	8,887	-
Operating Enhancements Total	-	859,750	591,637	-	859,750	591,637	-

BEAUTIFICATION (05800)
Stormwater Management Operating Fund (581)
 FY23 Budget Request / Recommendation Sheet

Workforce Enhancements		FY22 Budget	FY23 Requested	FY23 Recommended	FY23 Approved	Requested Change	Recommended Change	Approved Change
W1.	Existing Vacancies	-	42,653	38,153	-	42,653	38,153	-
Notes: 1 equipment operator (CC 05840 - Curb Bumping, Pos #15771, start date 5/1/23) recommended								
W3.	New Position Requests	-	144,070	152,611	-	144,070	152,611	-
Notes: 4 new crew workers (CC 05840, start date 5/1/23) recommended								
Workforce Enhancements Total		-	186,723	190,764	-	186,723	190,764	-
Total Budget		576,768	1,725,694	1,461,622		1,148,926	884,854	-576,768

BEAUTIFICATION (05800)
Unincorporated Fund (272)
 FY23 Budget Request / Recommendation Sheet

Departmental Description

The Beautification Department is an active steward, protecting and enhancing the natural beauty and assets of our community. We promote and foster a beautiful, safe and healthy community by ongoing excellent enforcement of property standards and the management and maintenance of the county's streets and roadways. These respective business units work together comprehensively to centralize and deliver a beautification strategy with single coordination. Keeping our focus in line with the DeKalb County's Chief Executive Officer Clean Sweep initiative, we aim to enhance our effectiveness and efficiency. Along with contracted specialized companies, we will utilize existing personnel, expertise, and equipment with a refined focus on beautification and policy realignment, while changing the appearance and general aesthetics of the streets, business corridors, and residential communities throughout the county.

Common Object Expenditures	FY20 Actual	FY21 Actual	FY22 Budget	FY23 Requested	Requested Change	FY23 Recommended	Recommended Change
51-PERSONAL SERVICES AND EMPLOYEE BENEFITS	3,286,722	3,132,656	3,427,734	3,844,935	12.2%	3,605,551	5.2%
52-PURCHASED / CONTRACTED SERVICES	2,774,328	2,779,427	2,997,509	2,997,509	-	2,997,509	-
53-SUPPLIES	59,804	80,286	135,075	135,075	-	135,075	-
54-CAPITAL OUTLAYS	2,718	5,505	2,000	2,000	-	2,000	-
55-INTERFUND / INTERDEPARTMENTAL CHARGES	1,285,108	1,524,746	1,103,433	1,211,433	9.8%	1,139,433	3.3%
70-RETIREMENT SERVICES	-	-	479,947	479,947	-	479,947	-
Total (\$)	7,408,680	7,522,620	8,145,698	8,670,899	6.4%	8,359,515	2.6%

Cost Center Level Expenditures	FY20 Actual	FY21 Actual	FY22 Budget	FY23 Requested	Requested Change	FY23 Recommended	Recommended Change
05810-Beautification	7,398,579	7,521,227	8,145,698	8,670,899	6.4%	8,359,515	2.6%
05820-Beautification - Code Compliance	10,101	1,393	-	-	-	-	-
Total (\$)	7,408,680	7,522,620	8,145,698	8,670,899	6.4%	8,359,515	2.6%

Positions	FY20 Actual	FY21 Actual	FY22 Actual	FY23 Requested	Requested Change	FY23 Recommended	Recommended Change
Filled Positions	63	65	63	63	-	63	-
Funded Positions	66	65	65	63	-2	63	-2

Notes: 63 filled positions

Departmental Notes

BEAUTIFICATION (05800)
Unincorporated Fund (272)
 FY23 Budget Request / Recommendation Sheet

Base Budget by Object Class/Selected Object Code	FY22 Budget	FY23 Requested	FY23 Recommended	FY23 Approved	Requested Change	Recommended Change	Approved Change
51-PERSONAL SERVICES AND EMPLOYEE BENEFITS	3,427,734	3,542,986	3,542,986	-	115,252	115,252	-3,427,734
Salaries	2,262,080	2,344,882	2,344,882	-	82,802	82,802	-2,262,080
Salaries - Adjustments	92,987	-	-	-	-92,987	-92,987	-92,987
Salaries - Overtime	33,768	33,768	33,768	-	-	-	-33,768
County Match - Grp Ins - Reversed	16,560	16,560	16,560	-	-	-	-16,560
County Match - Grp Ins - Allocated	744,000	850,500	850,500	-	106,500	106,500	-744,000
County Match - FICA	173,052	179,383	179,383	-	6,331	6,331	-173,052
401(A) Employer Contribution	34,128	46,733	46,733	-	12,605	12,605	-34,128
Workers Compensation	71,159	71,159	71,159	-	-	-	-71,159
52-PURCHASED / CONTRACTED SERVICES	2,997,509	2,997,509	2,997,509	-	-	-	-2,997,509
53-SUPPLIES	135,075	135,075	135,075	-	-	-	-135,075
54-CAPITAL OUTLAYS	2,000	2,000	2,000	-	-	-	-2,000
55-INTERFUND / INTERDEPARTMENTAL CHARGES	1,103,433	1,103,433	1,103,433	-	-	-	-1,103,433
70-RETIREMENT SERVICES	479,947	479,947	479,947	-	-	-	-479,947
Base Budget (Total)	8,145,698	8,260,950	8,260,950	-	115,252	115,252	-8,145,698

Operating Enhancements		FY22 Budget	FY23 Requested	FY23 Recommended	FY23 Approved	Requested Change	Recommended Change	Approved Change
O1.	Three Pick-Up Trucks (Beautification). Vehicles Additions to Fleet Charge - three pick-up trucks for two general foreman and a crew supervisor are needed to review mowing/litter routes assigned to employees and contractors (\$36K each).	-	108,000	36,000	-	108,000	36,000	-
O2.	Cost of Living Adjustment (Beautification). Salaries Adjustments - funding for a 4% cost of living adjustment (including associated benefits).	-	-	62,565	-	-	62,565	-
Operating Enhancements Total		-	108,000	98,565	-	108,000	98,565	-

Workforce Enhancements		FY22 Budget	FY23 Requested	FY23 Recommended	FY23 Approved	Requested Change	Recommended Change	Approved Change
W1.	New Position Requests	-	301,949	-	-	301,949	-	-
Notes:								
Workforce Enhancements Total		-	301,949	-	-	301,949	-	-

Total Budget	8,145,698	8,670,899	8,359,515	-	525,201	213,817	-8,145,698
---------------------	------------------	------------------	------------------	----------	----------------	----------------	-------------------

BOARD OF COMMISSIONERS (00200)
General Fund (100)
 FY23 Budget Request / Recommendation Sheet

Departmental Description

The Board of Commissioners serves as the legislative branch of the DeKalb County government. The Board is comprised of seven (7) full-time commissioners, all elected to a four-year term. DeKalb County is divided into five (5) districts with one commissioner serving each district. There are also two "super districts", one on the eastern half of the county and the other on the western half, each making up about half of the county's population. Each super district is served by one commissioner. Therefore, every citizen of DeKalb County is served by two (2) commissioners, one within the district and one with the super district.

Common Object Expenditures	FY20 Actual	FY21 Actual	FY22 Budget	FY23 Requested	Requested Change	FY23 Recommended	Recommended Change
51-PERSONAL SERVICES AND EMPLOYEE BENEFITS	2,671,991	2,755,257	3,505,316	3,848,603	9.8%	4,449,633	26.9%
52-PURCHASED / CONTRACTED SERVICES	266,334	418,013	1,048,469	1,048,469	-	1,048,468	-
53-SUPPLIES	71,026	87,007	125,207	125,207	-	125,207	-
55-INTERFUND / INTERDEPARTMENTAL CHARGES	210	879	-	-	-	-	-
70-RETIREMENT SERVICES	-	-	509,188	509,188	-	509,188	-
Total (\$)	3,009,562	3,261,155	5,188,179	5,531,467	6.6%	6,132,496	18.2%

Cost Center Level Expenditures	FY20 Actual	FY21 Actual	FY22 Budget	FY23 Requested	Requested Change	FY23 Recommended	Recommended Change
00201-Board Of Commissioners - District 1	336,245	329,000	413,000	427,632	3.5%	515,000	24.7%
00202-Board Of Commissioners - District 2	265,615	324,528	413,000	514,623	24.6%	515,000	24.7%
00203-Board Of Commissioners - District 3	265,089	305,576	413,000	380,961	-7.8%	515,000	24.7%
00204-Board Of Commissioners - District 4	286,501	308,466	413,000	431,090	4.4%	515,000	24.7%
00205-Board Of Commissioners - District 5	275,390	290,618	413,000	377,748	-8.5%	515,000	24.7%
00206-Board Of Commissioners - District 6	265,243	388,804	413,000	426,803	3.3%	515,000	24.7%
00207-Board Of Commissioners - District 7	353,072	311,414	413,000	510,709	23.7%	515,000	24.7%
00210-Board Of Commissioners - Administration	621,125	685,152	1,701,883	1,842,651	8.3%	1,907,925	12.1%
00211-Board Of Commissioners - Clerk	341,281	317,598	595,297	619,250	4.0%	619,571	4.1%
Total (\$)	3,009,562	3,261,155	5,188,179	5,531,467	6.6%	6,132,496	18.2%

Positions	FY20 Actual	FY21 Actual	FY22 Actual	FY23 Requested	Requested Change	FY23 Recommended	Recommended Change
Filled Positions	30	31	31	36	5	36	5
Funded Positions	31	31	31	36	5	36	5

Notes: 32 filled 2 vacant 2 new creations

Departmental Notes

FY23 budget includes funding for 4% cost of living adjustment including associated benefits.

BOARD OF COMMISSIONERS (00200)
General Fund (100)
 FY23 Budget Request / Recommendation Sheet

Base Budget by Object Class/Selected Object Code	FY22 Budget	FY23 Requested	FY23 Recommended	FY23 Approved	Requested Change	Recommended Change	Approved Change
51-PERSONAL SERVICES AND EMPLOYEE BENEFITS	3,505,316	3,552,019	4,088,715	-	46,703	583,399	-3,505,316
Salaries	2,345,044	2,305,383	2,308,894	-	-39,661	-36,150	-2,345,044
Salaries - Part Time	51,900	51,900	51,900	-	-	-	-51,900
Salaries - Adjustments	65,800	65,800	65,800	-	-	-	-65,800
Salaries - Temporary	365,241	437,945	883,877	-	72,704	518,636	-365,241
Salaries - Overtime	-	-	86,915	-	-	86,915	-
County Match - Grp Ins - Allocated	408,000	432,000	432,000	-	24,000	24,000	-408,000
County Match - FICA	184,882	176,362	176,630	-	-8,520	-8,252	-184,882
401(A) Employer Contribution	47,249	45,429	45,498	-	-1,820	-1,751	-47,249
Allowance - Commission Expense	25,200	25,200	25,200	-	-	-	-25,200
Allowance - Automobile	12,000	12,000	12,000	-	-	-	-12,000
Notes: FY23 Base budget funds 32 positions.							
52-PURCHASED / CONTRACTED SERVICES	1,048,469	1,048,469	1,048,468	-	-	-1	-1,048,469
53-SUPPLIES	125,207	125,207	125,207	-	-	-	-125,207
70-RETIREMENT SERVICES	509,188	509,188	509,188	-	-	-	-509,188
Base Budget (Total)	5,188,179	5,234,882	5,771,577	-	46,703	583,398	-5,188,179

Operating Enhancements	FY22 Budget	FY23 Requested	FY23 Recommended	FY23 Approved	Requested Change	Recommended Change	Approved Change
O1. Cost of living adjustment (COLA) 4% COLA effective May 13, 2023	-	-	64,333	-	-	64,333	-
Operating Enhancements Total	-	-	64,333	-	-	64,333	-

Workforce Enhancements	FY22 Budget	FY23 Requested	FY23 Recommended	FY23 Approved	Requested Change	Recommended Change	Approved Change
W1. Existing Vacancies	-	63,292	63,292	-	63,292	63,292	-
W2. Existing Vacancies	-	113,293	113,293	-	113,293	113,293	-
Notes: W1 - 1 commission office aide (CC 00202 - Board of commissioners - District 2, Pos# 108991, start date 1/1/2023), W2 - 1 county clerk (CC 00211 - Board of commissioners - Clerk, Pos# 11176, start date 1/1/2023)							
W4. New Position Requests	-	119,999	120,000	-	119,999	120,000	-
Notes: W1 - 2 management analyst I (CC 00210 - Board of commissioners - Administration, Pos# n/a, start date 4/1/2023)							
Workforce Enhancements Total	-	296,584	296,585	-	296,584	296,585	-

Total Budget	5,188,179	5,531,467	6,132,496	-	343,287	944,316	-5,188,179
---------------------	------------------	------------------	------------------	----------	----------------	----------------	-------------------

Budget (02200)
General Fund (100)
 FY23 Budget Request / Recommendation Sheet

Departmental Description

OMB was created as standalone unit under the CEO/COO in 2015, to emphasize the recommendation, creation, and passage of an annual budget and capital improvement plan along with subsequent modifications. The budget shop was also designed to help establish and enforce day-to-day budgetary, financial, and management policies through the offices of the CEO/COO; to act as the primary research arm for the CEO/COO; and to act as a coordinating management arm of the CEO/COO on inter-departmental processes. OMB also publishes regular common reports: the annual budget proposal, the post-budget passage documents; budgets in brief; and documents for significant proposals during the year, etc.

Common Object Expenditures	FY20 Actual	FY21 Actual	FY22 Budget	FY23 Requested	Requested Change	FY23 Recommended	Recommended Change
51-PERSONAL SERVICES AND EMPLOYEE BENEFITS	834,753	768,714	932,324	990,403	6.2%	1,008,386	8.2%
52-PURCHASED / CONTRACTED SERVICES	93,427	81,900	240,063	230,063	-4.2%	230,063	-4.2%
53-SUPPLIES	13,176	2,763	14,000	14,000	-	14,000	-
54-CAPITAL OUTLAYS	1,361	1,361	5,000	15,000	200.0%	15,000	200.0%
70-RETIREMENT SERVICES	-	-	161,244	161,244	-	161,244	-
Total (\$)	942,717	854,738	1,352,631	1,410,710	4.3%	1,428,693	5.6%

Cost Center Level Expenditures	FY20 Actual	FY21 Actual	FY22 Budget	FY23 Requested	Requested Change	FY23 Recommended	Recommended Change
02210-Budget	942,717	854,738	1,352,631	1,410,710	4.3%	1,428,693	5.6%
Total (\$)	942,717	854,738	1,352,631	1,410,710	4.3%	1,428,693	5.6%

Positions	FY20 Actual	FY21 Actual	FY22 Actual	FY23 Requested	Requested Change	FY23 Recommended	Recommended Change
Filled Positions	7	8	8	8	-	8	-
Funded Positions	8	8	8	8	-	8	-

Notes: 1 vacant position

Departmental Notes

Budget (02200)
General Fund (100)
 FY23 Budget Request / Recommendation Sheet

Base Budget by Object Class/Selected Object Code	FY22 Budget	FY23 Requested	FY23 Recommended	FY23 Approved	Requested Change	Recommended Change	Approved Change
51-PERSONAL SERVICES AND EMPLOYEE BENEFITS	932,324	878,557	878,557	-	-53,767	-53,767	-932,324
Salaries	722,108	672,031	672,031	-	-50,077	-50,077	-722,108
Salaries - Adjustments	47,808	48,927	48,927	-	1,119	1,119	-47,808
County Match - Grp Ins - Allocated	96,000	94,500	94,500	-	-1,500	-1,500	-96,000
County Match - FICA	55,236	51,410	51,410	-	-3,826	-3,826	-55,236
401(A) Employer Contribution	11,172	11,689	11,689	-	517	517	-11,172
Notes: Base Budget funds 7 positions							
52-PURCHASED / CONTRACTED SERVICES	240,063	230,063	230,063	-	-10,000	-10,000	-240,063
53-SUPPLIES	14,000	14,000	14,000	-	-	-	-14,000
54-CAPITAL OUTLAYS	5,000	15,000	15,000	-	10,000	10,000	-5,000
70-RETIREMENT SERVICES	161,244	161,244	161,244	-	-	-	-161,244
Base Budget (Total)	1,352,631	1,298,864	1,298,864	-	-53,767	-53,767	-1,352,631

Operating Enhancements	FY22 Budget	FY23 Requested	FY23 Recommended	FY23 Approved	Requested Change	Recommended Change	Approved Change
O1. Cost of living adjustment (COLA). Funding for 4% COLA	-	-	17,983	-	-	17,983	-
Operating Enhancements Total	-	-	17,983	-	-	17,983	-

Budget (02200)
General Fund (100)
 FY23 Budget Request / Recommendation Sheet

Workforce Enhancements		FY22 Budget	FY23 Requested	FY23 Recommended	FY23 Approved	Requested Change	Recommended Change	Approved Change
W1.	Existing Vacancies	-	111,846	111,846	-	111,846	111,846	-
Notes: W1 1 Budget Analyst Coordinator (cc02210, Pos# 00500, Start date 1/1/23).								
Workforce Enhancements Total		-	111,846	111,846	-	111,846	111,846	-

Total Budget	1,352,631	1,410,710	1,428,693		58,079	76,062	-1,352,631
---------------------	------------------	------------------	------------------	--	---------------	---------------	-------------------

CHIEF EXECUTIVE OFFICER (00100)
General Fund (100)
 FY23 Budget Request / Recommendation Sheet

Departmental Description

While providing supervision and direction to the departments of the county government, the CEO carries out, executes and enforces all ordinances, policies, rules and regulations of the DeKalb County Board of Commissioners. The chief executive officer also recommends a balanced budget to the Board of Commissioners.
 The CEO's Office also includes the Executive Assistant/Chief Operating Officer (COO), who is charged with providing professional day-to-day management of the county, as well as the Department of Communication which is responsible for countywide communication efforts including public and government access television broadcasting.

Common Object Expenditures	FY20 Actual	FY21 Actual	FY22 Budget	FY23 Requested	Requested Change	FY23 Recommended	Recommended Change
51-PERSONAL SERVICES AND EMPLOYEE BENEFITS	2,653,985	2,318,352	2,883,914	3,064,499	6.3%	3,126,983	8.4%
52-PURCHASED / CONTRACTED SERVICES	435,488	333,594	819,998	818,398	-0.2%	818,398	-0.2%
53-SUPPLIES	4,071	9,751	25,340	37,192	46.8%	37,192	46.8%
54-CAPITAL OUTLAYS	-	-	-	2,000	-	2,000	-
55-INTERFUND / INTERDEPARTMENTAL CHARGES	8,295	9,945	9,003	9,003	-	9,003	-
70-RETIREMENT SERVICES	-	-	456,017	456,017	-	456,017	-
Total (\$)	3,101,840	2,671,642	4,194,272	4,387,109	4.6%	4,449,593	6.1%

Cost Center Level Expenditures	FY20 Actual	FY21 Actual	FY22 Budget	FY23 Requested	Requested Change	FY23 Recommended	Recommended Change
00110-Chief Executive Officer	477,051	312,173	828,647	821,211	-0.9%	823,756	-0.6%
00112-Chief Executive Officer - Operations	550	50	2,625	1,025	-61.0%	1,025	-61.0%
00114-Chief Executive Officer - Staff	473,977	537,615	484,525	764,661	57.8%	782,016	61.4%
00120-Chief Executive Officer - Executive Assistant	882,403	719,075	1,356,148	1,317,787	-2.8%	1,327,980	-2.1%
00140-Chief Executive Officer - Community Relations	3,334	3,671	-	-	-	-	-
00150-Chief Executive Officer - Public Information	1,264,524	1,099,057	1,411,690	1,383,973	-2.0%	1,414,355	0.2%
00160-Chief Executive Officer - Office Of Process Improvements	-	-	110,637	98,452	-11.0%	100,461	-9.2%
Total (\$)	3,101,840	2,671,642	4,194,272	4,387,109	4.6%	4,449,593	6.1%

Positions	FY20 Actual	FY21 Actual	FY22 Actual	FY23 Requested	Requested Change	FY23 Recommended	Recommended Change
Filled Positions	22	21	25	25	-	25	-
Funded Positions	26	26	25	25	-	25	-

Notes: 19 filled 6 vacant

Departmental Notes

FY23 budget includes funding for 4% cost of living adjustment including associated benefits.

CHIEF EXECUTIVE OFFICER (00100)
General Fund (100)
 FY23 Budget Request / Recommendation Sheet

Base Budget by Object Class/Selected Object Code	FY22 Budget	FY23 Requested	FY23 Recommended	FY23 Approved	Requested Change	Recommended Change	Approved Change
51-PERSONAL SERVICES AND EMPLOYEE BENEFITS	2,883,914	2,711,163	2,714,661	-	-172,751	-169,253	-2,883,914
Salaries	2,422,494	2,158,631	2,161,918	-	-263,863	-260,576	-2,422,494
Salaries - Part Time	56,952	56,952	56,952	-	-	-	-56,952
Salaries - Adjustments	-149,652	-	-	-	149,652	149,652	149,652
County Match - Grp Ins - Allocated	300,000	256,500	256,500	-	-43,500	-43,500	-300,000
County Match - FICA	174,768	163,327	163,482	-	-11,441	-11,286	-174,768
401(A) Employer Contribution	43,404	36,205	36,260	-	-7,199	-7,144	-43,404
Workers Compensation	2,948	2,948	2,948	-	-	-	-2,948
Allowance - Commission Expense	-	3,600	3,600	-	3,600	3,600	-
Allowance - Clothing	3,600	3,600	3,600	-	-	-	-3,600
Allowance - Automobile	29,400	29,400	29,400	-	-	-	-29,400
Notes: The base budget funds 19 positions.							
52-PURCHASED / CONTRACTED SERVICES	819,998	818,398	818,398	-	-1,600	-1,600	-819,998
53-SUPPLIES	25,340	37,192	37,192	-	11,852	11,852	-25,340
54-CAPITAL OUTLAYS	-	2,000	2,000	-	2,000	2,000	-
55-INTERFUND / INTERDEPARTMENTAL CHARGES	9,003	9,003	9,003	-	-	-	-9,003
70-RETIREMENT SERVICES	456,017	456,017	456,017	-	-	-	-456,017
Base Budget (Total)	4,194,272	4,033,773	4,037,271	-	-160,499	-157,001	-4,194,272

Operating Enhancements		FY22 Budget	FY23 Requested	FY23 Recommended	FY23 Approved	Requested Change	Recommended Change	Approved Change
O1.	Cost of living adjustment (COLA) 4% COLA effective May 27, 2023	-	-	2,136	-	-	2,136	-
O2.	Cost of living adjustment (COLA) 4% COLA effective May 27, 2023	-	-	16,373	-	-	16,373	-
O3.	Cost of living adjustment (COLA) 4% COLA effective May 27, 2023	-	-	9,622	-	-	9,622	-
O4.	Cost of living adjustment (COLA) 4% COLA effective May 27, 2023	-	-	28,964	-	-	28,964	-
O5.	Cost of living adjustment (COLA) 4% COLA effective May 27, 2023	-	-	1,892	-	-	1,892	-
Operating Enhancements Total		-	-	58,986	-	-	58,986	-

CHIEF EXECUTIVE OFFICER (00100)
General Fund (100)
 FY23 Budget Request / Recommendation Sheet

Workforce Enhancements		FY22 Budget	FY23 Requested	FY23 Recommended	FY23 Approved	Requested Change	Recommended Change	Approved Change
W1.	Existing Vacancies	-	221,860	221,860	-	221,860	221,860	-
W2.	Existing Vacancies	-	131,477	131,477	-	131,477	131,477	-
Notes: W1 - 1 executive support assistant (CC 00120 - Chief Executive Officer - Executive Assistant, Pos# 03761, start date 4/1/2023), 1 administrative specialist (CC 00120 - Chief Executive Officer - Executive Assistant, Pos# 03858, start date 4/1/2023), 1 Assistant to the COO (CC 00120 - Chief Executive Officer - Executive Assistant, Pos# 03865, start date 4/1/2023) W2 - 2 Public Information Officer (CC 00150 - Chief Executive Officer - Public Information, Pos# 07687 & 15454, start date 4/1/2023), 1 public relations specialist (CC 00150 - Chief Executive Officer - Public Information, Pos# 15133, start date 4/1/2023)								
Workforce Enhancements Total		-	353,337	353,337	-	353,337	353,337	-
Total Budget		4,194,272	4,387,109	4,449,593		192,837	255,321	-4,194,272

CHIEF EXECUTIVE OFFICER (00100)
PEG Support Fund (203)
 FY23 Budget Request / Recommendation Sheet

Departmental Description

While providing supervision and direction to the departments of the county government, the CEO carries out, executes and enforces all ordinances, policies, rules and regulations of the DeKalb County Board of Commissioners. The chief executive officer also recommends a balanced budget to the Board of Commissioners. The CEO's Office also includes the Executive Assistant/Chief Operating Officer (COO), who is charged with providing professional day-to-day management of the county, as well as the Department of Communication which is responsible for countywide communication efforts including public and government access television broadcasting.

Common Object Expenditures	FY20 Actual	FY21 Actual	FY22 Budget	FY23 Requested	Requested Change	FY23 Recommended	Recommended Change
51-PERSONAL SERVICES AND EMPLOYEE BENEFITS	60,196	43,977	75,288	77,694	3.2%	79,337	5.4%
52-PURCHASED / CONTRACTED SERVICES	59,325	34,452	215,869	79,500	-63.2%	79,500	-63.2%
53-SUPPLIES	27,117	16,410	145,967	43,287	-70.3%	43,287	-70.3%
54-CAPITAL OUTLAYS	-	9,967	15,000	3,000	-80.0%	3,000	-80.0%
55-INTERFUND / INTERDEPARTMENTAL CHARGES	-	4,496	-	-	-	-	-
70-RETIREMENT SERVICES	20,537	10,098	3,473	3,473	-	3,473	-
Total (\$)	167,175	119,400	455,597	206,954	-54.6%	208,597	-54.2%

Cost Center Level Expenditures	FY20 Actual	FY21 Actual	FY22 Budget	FY23 Requested	Requested Change	FY23 Recommended	Recommended Change
00170-Chief Executive Officer - Peg Fund	167,175	119,400	455,597	206,954	-54.6%	208,597	-54.2%
Total (\$)	167,175	119,400	455,597	206,954	-54.6%	208,597	-54.2%

Positions	FY20 Actual	FY21 Actual	FY22 Actual	FY23 Requested	Requested Change	FY23 Recommended	Recommended Change
Filled Positions	-	-	-	1	1	1	1
Funded Positions	-	-	-	1	1	1	1

Notes: 1 filled

Departmental Notes

FY23 budget includes funding for 4% cost of living adjustment including associated benefits.

CHIEF EXECUTIVE OFFICER (00100)
PEG Support Fund (203)
 FY23 Budget Request / Recommendation Sheet

Base Budget by Object Class/Selected Object Code	FY22 Budget	FY23 Requested	FY23 Recommended	FY23 Approved	Requested Change	Recommended Change	Approved Change
51-PERSONAL SERVICES AND EMPLOYEE BENEFITS	75,288	77,694	77,791	-	2,406	2,503	-75,288
Salaries	54,989	57,205	57,292	-	2,216	2,303	-54,989
Salaries - Adjustments	2,443	897	897	-	-1,546	-1,546	-2,443
County Match - Grp Ins - Allocated	12,000	13,500	13,500	-	1,500	1,500	-12,000
County Match - FICA	4,212	4,376	4,383	-	164	171	-4,212
401(A) Employer Contribution	1,644	1,716	1,719	-	72	75	-1,644
Notes: Base budget funds 1 position.							
52-PURCHASED / CONTRACTED SERVICES	215,869	79,500	79,500	-	-136,369	-136,369	-215,869
53-SUPPLIES	145,967	43,287	43,287	-	-102,680	-102,680	-145,967
54-CAPITAL OUTLAYS	15,000	3,000	3,000	-	-12,000	-12,000	-15,000
70-RETIREMENT SERVICES	3,473	3,473	3,473	-	-	-	-3,473
Base Budget (Total)	455,597	206,954	207,051	-	-248,643	-248,546	-455,597

Operating Enhancements	FY22 Budget	FY23 Requested	FY23 Recommended	FY23 Approved	Requested Change	Recommended Change	Approved Change
O1. Cost of living adjustment (COLA) 4% COLA effective May 27, 2023	-	-	1,546	-	-	1,546	-
Operating Enhancements Total	-	-	1,546	-	-	1,546	-

Total Budget	455,597	206,954	208,597	-	-248,643	-247,000	-455,597
---------------------	----------------	----------------	----------------	----------	-----------------	-----------------	-----------------

CHILD ADVOCATES OFFICE (04000)
General Fund (100)
 FY23 Budget Request / Recommendation Sheet

Departmental Description

The Child Advocacy Center (CAC) provides legal representation and advocacy for abused and neglected children in dependency cases before the DeKalb County Juvenile Court. The CAC manages approximate 1,500 cases and 3,200 hearings annually. Attorneys and support staff provide litigation and ongoing advocacy to rehabilitate and secure permanent safe and stable homes for child-clients. Child-clients primarily reside in foster care placements, many of which are located outside of DeKalb County and beyond the metro counties. Approximately 60% of department's service delivery efforts are conducted remotely, including client field interviews.

Common Object Expenditures	FY20 Actual	FY21 Actual	FY22 Budget	FY23 Requested	Requested Change	FY23 Recommended	Recommended Change
51-PERSONAL SERVICES AND EMPLOYEE BENEFITS	2,571,533	2,460,064	2,785,549	2,925,571	5.0%	2,843,242	2.1%
52-PURCHASED / CONTRACTED SERVICES	84,781	48,528	127,308	127,308	-	127,308	-
53-SUPPLIES	22,688	16,134	24,978	24,978	-	24,978	-
54-CAPITAL OUTLAYS	-	16,295	-	-	-	-	-
55-INTERFUND / INTERDEPARTMENTAL CHARGES	12,898	18,025	19,045	19,045	-	19,045	-
70-RETIREMENT SERVICES	-	-	475,677	475,677	-	475,677	-
Total (\$)	2,691,900	2,559,045	3,432,557	3,572,579	4.1%	3,490,250	1.7%

Cost Center Level Expenditures	FY20 Actual	FY21 Actual	FY22 Budget	FY23 Requested	Requested Change	FY23 Recommended	Recommended Change
04010-Child Advocates Office	2,691,900	2,559,045	3,432,557	3,572,579	4.1%	3,490,250	1.7%
Total (\$)	2,691,900	2,559,045	3,432,557	3,572,579	4.1%	3,490,250	1.7%

Positions	FY20 Actual	FY21 Actual	FY22 Actual	FY23 Requested	Requested Change	FY23 Recommended	Recommended Change
Filled Positions	30	30	31	31	-	31	-
Funded Positions	31	31	31	31	-	31	-

Notes: 9 vacant positions

Departmental Notes

CHILD ADVOCATES OFFICE (04000)
General Fund (100)
 FY23 Budget Request / Recommendation Sheet

Base Budget by Object Class/Selected Object Code	FY22 Budget	FY23 Requested	FY23 Recommended	FY23 Approved	Requested Change	Recommended Change	Approved Change
51-PERSONAL SERVICES AND EMPLOYEE BENEFITS	2,785,549	2,164,978	2,164,978	-	-620,571	-620,571	-2,785,549
Salaries	2,161,089	1,701,315	1,701,315	-	-459,774	-459,774	-2,161,089
Salaries - Adjustments	41,472	2,820	2,820	-	-38,652	-38,652	-41,472
County Match - Grp Ins - Allocated	372,000	297,000	297,000	-	-75,000	-75,000	-372,000
County Match - FICA	165,324	132,290	132,290	-	-33,034	-33,034	-165,324
401(A) Employer Contribution	44,112	30,001	30,001	-	-14,111	-14,111	-44,112
Workers Compensation	1,552	1,552	1,552	-	-	-	-1,552
Notes: Base budget funds 22 positions							
52-PURCHASED / CONTRACTED SERVICES	127,308	127,308	127,308	-	-	-	-127,308
53-SUPPLIES	24,978	24,978	24,978	-	-	-	-24,978
55-INTERFUND / INTERDEPARTMENTAL CHARGES	19,045	19,045	19,045	-	-	-	-19,045
70-RETIREMENT SERVICES	475,677	475,677	475,677	-	-	-	-475,677
Base Budget (Total)	3,432,557	2,811,986	2,811,986	-	-620,571	-620,571	-3,432,557

Operating Enhancements	FY22 Budget	FY23 Requested	FY23 Recommended	FY23 Approved	Requested Change	Recommended Change	Approved Change
O1. Cost of living adjustment (COLA) Funding for 4% COLA	-	-	45,520	-	-	45,520	-
Operating Enhancements Total	-	-	45,520	-	-	45,520	-

CHILD ADVOCATES OFFICE (04000)
General Fund (100)
 FY23 Budget Request / Recommendation Sheet

Workforce Enhancements		FY22 Budget	FY23 Requested	FY23 Recommended	FY23 Approved	Requested Change	Recommended Change	Approved Change
W1.	Existing Vacancies	-	642,935	632,744	-	642,935	632,744	-
Notes: W1 2 Attorney I (cc04010, Pos# 10814 & 15576, Start date 5/1/23); 1 Attorney II (cc04010, Pos# 11513, Start date 5/1/23) 2 Attorney III (cc04010, Pos# 06146 & 15043, Start date 5/1/23); 2 Attorney IV (cc04010, Pos# 10813 & 15330, Start date 5/1/23); 1 Investigator (cc04010, Pos# 10940, Start date 5/1/23).								
Workforce Enhancements Total		-	642,935	632,744	-	642,935	632,744	-

Total Budget	3,432,557	3,454,921	3,490,250		22,364	57,693	-3,432,557
---------------------	-----------	-----------	-----------	--	--------	--------	------------

CITIZEN HELP CENTER (07800)
General Fund (100)
 FY23 Budget Request / Recommendation Sheet

Departmental Description

The Citizen help Center serves as a central point of contact for constituents attempting to navigate DeKalb County government and its processes. The Citizen Help Center answers calls for county departments and agencies, responds to inquiries received via email and social media., submits and provides follow up on service requests entered into the constituent engagement portal, uses a knowledge base (database) to provide standard and consistent information to the community, creates realistic expectations in the delivery of county services and monitors the service performance of departments by identifying trends and opportunities for improving service. The Citizen Help Center also ensures consistent and accurate documentation of service requests and complaints to include status, updates and tracking as well as actions taken. The Citizen Help Center delivers cohesive end-to-end services that utilize knowledge, information, and business processes that literally integrate systems countywide.

Common Object Expenditures	FY20 Actual	FY21 Actual	FY22 Budget	FY23 Requested	Requested Change	FY23 Recommended	Recommended Change
51-PERSONAL SERVICES AND EMPLOYEE BENEFITS	512,990	434,945	528,570	524,623	-0.7%	533,505	0.9%
52-PURCHASED / CONTRACTED SERVICES	46,871	10,402	141,275	260,007	84.0%	260,007	84.0%
53-SUPPLIES	3,007	-	6,788	600	-91.2%	600	-91.2%
70-RETIREMENT SERVICES	-	-	57,957	57,957	-	57,957	-
Total (\$)	562,868	445,347	734,590	843,187	14.8%	852,069	16.0%

Cost Center Level Expenditures	FY20 Actual	FY21 Actual	FY22 Budget	FY23 Requested	Requested Change	FY23 Recommended	Recommended Change
07801-Citizen Help Center	562,868	445,347	734,590	843,187	14.8%	852,069	16.0%
Total (\$)	562,868	445,347	734,590	843,187	14.8%	852,069	16.0%

Positions	FY20 Actual	FY21 Actual	FY22 Actual	FY23 Requested	Requested Change	FY23 Recommended	Recommended Change
Filled Positions	9	10	10	10	-	10	-
Funded Positions	10	10	10	10	-	10	-

Notes: 9 filled 1 vacant

Departmental Notes

Includes funding 26 vacant E-911 positions

CITIZEN HELP CENTER (07800)
General Fund (100)
 FY23 Budget Request / Recommendation Sheet

Base Budget by Object Class/Selected Object Code	FY22 Budget	FY23 Requested	FY23 Recommended	FY23 Approved	Requested Change	Recommended Change	Approved Change
51-PERSONAL SERVICES AND EMPLOYEE BENEFITS	528,570	485,623	485,623	-	-42,947	-42,947	-528,570
Salaries	271,314	329,077	329,077	-	57,763	57,763	-271,314
Salaries - Adjustments	99,840	-	-	-	-99,840	-99,840	-99,840
County Match - Grp Ins - Allocated	120,000	121,500	121,500	-	1,500	1,500	-120,000
County Match - FICA	26,880	25,174	25,174	-	-1,706	-1,706	-26,880
401(A) Employer Contribution	10,536	9,872	9,872	-	-664	-664	-10,536
52-PURCHASED / CONTRACTED SERVICES	141,275	110,405	110,405	-	-30,870	-30,870	-141,275
53-SUPPLIES	6,788	600	600	-	-6,188	-6,188	-6,788
70-RETIREMENT SERVICES	57,957	57,957	57,957	-	-	-	-57,957
Base Budget (Total)	734,590	654,585	654,585	-	-80,005	-80,005	-734,590

Operating Enhancements	FY22 Budget	FY23 Requested	FY23 Recommended	FY23 Approved	Requested Change	Recommended Change	Approved Change
O1. Four Temporary Agents (Citizen Help Center). Temporary Personnel Services - fund four temporary agents who are working in center.	-	149,602	149,602	-	149,602	149,602	-
O2. Cost of Living Adjustment (Citizen Help Center). Salaries Adjustments - funding for a 4% cost of living adjustment (including associated benefits).	-	-	8,882	-	-	8,882	-
Operating Enhancements Total	-	149,602	158,484	-	149,602	158,484	-

Workforce Enhancements	FY22 Budget	FY23 Requested	FY23 Recommended	FY23 Approved	Requested Change	Recommended Change	Approved Change
W1. Existing Vacancies	-	39,000	39,000	-	39,000	39,000	-
Workforce Enhancements Total	-	39,000	39,000	-	39,000	39,000	-

Notes:

Total Budget	734,590	843,187	852,069	-	108,597	117,479	-734,590
---------------------	----------------	----------------	----------------	----------	----------------	----------------	-----------------

CITIZEN HELP CENTER (07800)

General Fund (100)

FY23 Budget Request / Recommendation Sheet

CLERK SUPERIOR COURT (03600)
General Fund (100)
 FY23 Budget Request / Recommendation Sheet

Departmental Description

The Office of Clerk of Superior Court is a constitutionally held office mandated by the Georgia Constitution, Official Code of Georgia Annotate, and the Uniform Rules of Court. The Clerk is responsible for filing, recording, and maintaining court records for public inspection, including records pertaining to general civil, domestic civil, domestic violence, criminal indictments, accusations, warrants, real and personal property located in DeKalb County. The Office of the Clerk of Superior Court supports Superior Court judges and Magistrate Court judges. The Judicial Division is responsible for the management and preservation of records relating to civil and criminal actions as well as adoptions and appeals to the Supreme Court and Court of Appeals. Administrative and Technology Divisions is comprised of accounting, budget and human resources.

Common Object Expenditures	FY20 Actual	FY21 Actual	FY22 Budget	FY23 Requested	Requested Change	FY23 Recommended	Recommended Change
51-PERSONAL SERVICES AND EMPLOYEE BENEFITS	6,742,501	6,594,062	7,404,587	8,195,347	10.7%	8,344,387	12.7%
52-PURCHASED / CONTRACTED SERVICES	630,244	703,486	1,413,362	1,523,602	7.8%	1,523,602	7.8%
53-SUPPLIES	84,689	91,986	95,897	95,897	-	95,897	-
54-CAPITAL OUTLAYS	-	2,587	8,750	8,750	-	8,750	-
57-OTHER COSTS	10,397	11,055	11,206	11,206	-	11,206	-
61-OTHER FINANCING USES	-	581,887	1,348,654	2,173,654	61.2%	1,348,654	-
70-RETIREMENT SERVICES	-	-	1,251,798	1,251,798	-	1,251,798	-
Total (\$)	7,467,831	7,985,064	11,534,254	13,260,254	15.0%	12,584,294	9.1%

Cost Center Level Expenditures	FY20 Actual	FY21 Actual	FY22 Budget	FY23 Requested	Requested Change	FY23 Recommended	Recommended Change
Clerk Superior Court - 03601	6,996,957	7,356,032	9,067,225	10,769,887	18.8%	10,093,927	11.3%
Clerk Superior Court - 03610	605	750	2,068,057	2,068,057	-	2,068,057	-
Clerk Superior Court - Bd. Of Equalization - 03611	470,270	628,282	398,972	422,310	5.8%	422,310	5.8%
Total (\$)	7,467,831	7,985,064	11,534,254	13,260,254	15.0%	12,584,294	9.1%

Positions	FY20 Actual	FY21 Actual	FY22 Actual	FY23 Requested	Requested Change	FY23 Recommended	Recommended Change
Filled Positions	90	90	93	93	-		-93
Funded Positions	90	90	93	93	-		-93

Notes:

Departmental Notes

CLERK SUPERIOR COURT (03600)
General Fund (100)
 FY23 Budget Request / Recommendation Sheet

Base Budget by Object Class/Selected Object Code	FY22 Budget	FY23 Requested	FY23 Recommended	FY23 Approved	Requested Change	Recommended Change	Approved Change
51-PERSONAL SERVICES AND EMPLOYEE BENEFITS	7,404,587	7,888,688	7,888,688	-	484,101	484,101	-7,404,587
Salaries	5,520,434	5,869,311	5,869,311	-	348,877	348,877	-5,520,434
Salaries - Adjustments	245,424	245,424	245,424	-	-	-	-245,424
Salaries - Overtime	48,300	48,300	48,300	-	-	-	-48,300
County Match - Grp Ins - Allocated	1,116,000	1,215,000	1,215,000	-	99,000	99,000	-1,116,000
County Match - FICA	406,512	436,007	436,007	-	29,495	29,495	-406,512
401(A) Employer Contribution	61,728	68,457	68,457	-	6,729	6,729	-61,728
Workers Compensation	189	189	189	-	-	-	-189
Allowance - Automobile	6,000	6,000	6,000	-	-	-	-6,000
52-PURCHASED / CONTRACTED SERVICES	1,413,362	1,413,362	1,413,362	-	-	-	-1,413,362
53-SUPPLIES	95,897	95,897	95,897	-	-	-	-95,897
54-CAPITAL OUTLAYS	8,750	8,750	8,750	-	-	-	-8,750
57-OTHER COSTS	11,206	11,206	11,206	-	-	-	-11,206
61-OTHER FINANCING USES	1,348,654	1,348,654	1,348,654	-	-	-	-1,348,654
70-RETIREMENT SERVICES	1,251,798	1,251,798	1,251,798	-	-	-	-1,251,798
Base Budget (Total)	11,534,254	12,018,355	12,018,355	-	484,101	484,101	-11,534,254

Base Adjustments	FY22 Budget	FY23 Requested	FY23 Recommended	FY23 Approved	Requested Change	Recommended Change	Approved Change
B1. Salary Adjustments. Base salary adjustments/promotion not included FY23 base salary budget.	-	306,659	306,659	-	306,659	306,659	-
B2. Membership Fee. Board member fee increase.	-	110,240	110,240	-	110,240	110,240	-
Base Adjustments Total	-	416,899	416,899	-	416,899	416,899	-

Operating Enhancements	FY22 Budget	FY23 Requested	FY23 Recommended	FY23 Approved	Requested Change	Recommended Change	Approved Change
O1. Cost of living adjustment (COLA). Funding for 4% COLA	-	-	149,040	-	-	149,040	-
Operating Enhancements Total	-	-	149,040	-	-	149,040	-

Total Budget	11,534,254	12,435,254	12,584,294	-	901,000	1,050,040	-11,534,254
---------------------	-------------------	-------------------	-------------------	----------	----------------	------------------	--------------------

CODE COMPLIANCE (05900)
Foreclosure Registry Fund (205)
 FY23 Budget Request / Recommendation Sheet

Departmental Description
 The Code Compliance Administration (CCA) ensures compliance with regulations protecting the health, safety, and welfare of residents. The CCA receives citizens' complaints, assess properties for compliance and issues citations and warnings.

Common Object Expenditures	FY20 Actual	FY21 Actual	FY22 Budget	FY23 Requested	Requested Change	FY23 Recommended	Recommended Change
52-PURCHASED / CONTRACTED SERVICES	7,226	15,883	51,000	51,000	-	51,000	-
61-OTHER FINANCING USES	-	-	100,000	100,000	-	100,000	-
Total (\$)	7,226	15,883	151,000	151,000	-	151,000	-

Cost Center Level Expenditures	FY20 Actual	FY21 Actual	FY22 Budget	FY23 Requested	Requested Change	FY23 Recommended	Recommended Change
05920-Code Compliance - Foreclosure Registry	7,226	15,883	151,000	151,000	-	151,000	-
Total (\$)	7,226	15,883	151,000	151,000	-	151,000	-

Departmental Notes

CODE COMPLIANCE (05900)
Foreclosure Registry Fund (205)
 FY23 Budget Request / Recommendation Sheet

Base Budget by Object Class/Selected Object Code	FY22 Budget	FY23 Requested	FY23 Recommended	FY23 Approved	Requested Change	Recommended Change	Approved Change
52-PURCHASED / CONTRACTED SERVICES	51,000	51,000	51,000	-	-	-	-51,000
61-OTHER FINANCING USES	100,000	100,000	100,000	-	-	-	-100,000
Base Budget (Total)	151,000	151,000	151,000	-	-	-	-151,000
Total Budget	151,000	151,000	151,000				-151,000

CODE COMPLIANCE (05900)
Unincorporated Fund (272)
 FY23 Budget Request / Recommendation Sheet

Departmental Description
 The Code Compliance Administration (CCA) ensures compliance with regulations protecting the health, safety, and welfare of residents. The CCA receives citizens' complaints, assess properties for compliance and issues citations and warnings.

Common Object Expenditures	FY20 Actual	FY21 Actual	FY22 Budget	FY23 Requested	Requested Change	FY23 Recommended	Recommended Change
51-PERSONAL SERVICES AND EMPLOYEE BENEFITS	3,574,842	3,477,363	4,061,266	4,343,685	7.0%	4,381,598	7.9%
52-PURCHASED / CONTRACTED SERVICES	411,798	226,033	645,362	729,542	13.0%	729,542	13.0%
53-SUPPLIES	29,899	10,297	102,932	271,466	163.7%	271,466	163.7%
54-CAPITAL OUTLAYS	-	-	-	41,260	-	41,260	-
55-INTERFUND / INTERDEPARTMENTAL CHARGES	269,931	315,416	299,842	519,842	73.4%	519,842	73.4%
70-RETIREMENT SERVICES	-	-	640,473	640,473	-	640,473	-
Total (\$)	4,286,470	4,029,108	5,749,875	6,546,268	13.9%	6,584,182	14.5%

Cost Center Level Expenditures	FY20 Actual	FY21 Actual	FY22 Budget	FY23 Requested	Requested Change	FY23 Recommended	Recommended Change
05910-CODE COMPLIANCE ADMINISTRATION	4,286,470	4,029,108	5,749,875	6,546,268	13.9%	6,584,182	14.5%
Total (\$)	4,286,470	4,029,108	5,749,875	6,546,268	13.9%	6,584,182	14.5%

Positions	FY20 Actual	FY21 Actual	FY22 Actual	FY23 Requested	Requested Change	FY23 Recommended	Recommended Change
Filled Positions	57	57	49	62	13	62	13
Funded Positions	57	57	57	62	5	62	5

Notes: 49 filled positions; 7 vacant and 6 new positions recommended

Departmental Notes

CODE COMPLIANCE (05900)
Unincorporated Fund (272)
 FY23 Budget Request / Recommendation Sheet

Base Budget by Object Class/Selected Object Code	FY22 Budget	FY23 Requested	FY23 Recommended	FY23 Approved	Requested Change	Recommended Change	Approved Change
51-PERSONAL SERVICES AND EMPLOYEE BENEFITS	4,061,266	3,548,694	3,548,694	-	-512,572	-512,572	-4,061,266
Salaries	2,775,868	2,580,367	2,580,367	-	-195,501	-195,501	-2,775,868
Salaries - Adjustments	283,807	-	-	-	-283,807	-283,807	-283,807
Salaries - Overtime	21,708	21,708	21,708	-	-	-	-21,708
County Match - Grp Ins - Reversed	15,444	15,444	15,444	-	-	-	-15,444
County Match - Grp Ins - Allocated	678,000	661,500	661,500	-	-16,500	-16,500	-678,000
County Match - FICA	212,358	197,398	197,398	-	-14,960	-14,960	-212,358
401(A) Employer Contribution	44,046	42,241	42,241	-	-1,805	-1,805	-44,046
Workers Compensation	30,035	30,035	30,035	-	-	-	-30,035
52-PURCHASED / CONTRACTED SERVICES	645,362	523,117	523,117	-	-122,245	-122,245	-645,362
53-SUPPLIES	102,932	102,932	102,932	-	-	-	-102,932
55-INTERFUND / INTERDEPARTMENTAL CHARGES	299,842	243,842	243,842	-	-56,000	-56,000	-299,842
70-RETIREMENT SERVICES	640,473	640,473	640,473	-	-	-	-640,473
Base Budget (Total)	5,749,875	5,059,058	5,059,058	-	-690,817	-690,817	-5,749,875

Operating Enhancements		FY22 Budget	FY23 Requested	FY23 Recommended	FY23 Approved	Requested Change	Recommended Change	Approved Change
O1.	Six Electric Vehicles (Code Compliance). Vehicle Additions to Fleet Charge - vehicles needed for six new officers.	-	276,000	276,000	-	276,000	276,000	-
O2.	Vehicle Outfitting (Code Compliance). Other Supplies - vehicle outfitting for 6 units insignia (\$220/unit), safety lights (\$1,566/unit), GPS (\$1,368/year).	-	12,084	12,084	-	12,084	12,084	-
O3.	Equipment for Six New Officers (Code Compliance). Computer Equipment - six Samsung tablets (\$700/unit), six Toughbooks (\$2,000/unit), six 2-way radios (\$2,467/unit), six mobile printers (\$1,110/unit), six cellular phones (\$500/unit), and six jet packs (\$100/unit).	-	41,260	41,260	-	41,260	41,260	-
O4.	Verizon Cellular Service for Six Officers (Code Compliance). Telephone - Wireless - cellular connectivity of mobile devices.	-	8,352	8,352	-	8,352	8,352	-
O5.	Uniforms/Field Equipment for Six Officers (Code Compliance). Uniforms & Clothing - uniforms and field equipment for six officers at \$1,075 each..	-	6,450	6,450	-	6,450	6,450	-
O6.	Infor Licenses (Code Compliance). Other Professional Services - six Infor Field Inspector licenses at \$330 each and six Infor CDR licenses at \$1,134,	-	8,802	8,802	-	8,802	8,802	-
O7.	Training and Travel for Six Officers (Code Compliance). Training & Conference Fees - needed to obtain and maintain certification required to perform the duties of the position at \$2,000 each.	-	12,000	12,000	-	12,000	12,000	-
O8.	AUTACO Development LLC - Millwork (Code Compliance). Maintenance & Repairs - millwork for Sam Street suite.	-	99,788	99,788	-	99,788	99,788	-
O9.	Infor Public Sector (Code Compliance). Other Professional Services - Infor Public Sector needed for additional officer to document inspection results, warning notices, citations on Inform Public Sector.	-	77,483	77,483	-	77,483	77,483	-
O10.	Sam Street Move (Code Compliance). Other Supplies - Remaining construction and furniture for move to Sam Street.	-	150,000	150,000	-	150,000	150,000	-
O11.	Cost of Living Adjustment (Code Compliance). Salaries Adjustments - funding for a 4% cost of living adjustment (including associated benefits).	-	-	68,449	-	-	68,449	-
Operating Enhancements Total		-	692,219	760,668	-	692,219	760,668	-

CODE COMPLIANCE (05900)
Unincorporated Fund (272)
 FY23 Budget Request / Recommendation Sheet

Workforce Enhancements		FY22 Budget	FY23 Requested	FY23 Recommended	FY23 Approved	Requested Change	Recommended Change	Approved Change
W1.	Existing Vacancies	-	520,136	520,136	-	520,136	520,136	-
Notes: 3 code compliance officers (CC 05910 - Code Compliance Administration, Pos #s 00532, 15130, 00641, start date 5/1/23); 3 code compliance officers sr, (CC 05910 - Code Compliance Administration, Pos #s 00641, 10890, 15073, start date 5/1/23); 1 code compliance supervisor (CC 05910 - Code Compliance Administration, Pos #51210, start date 1/1/23)								
W3.	New Position Requests	-	274,856	244,320	-	274,856	244,320	-
Notes: 6 new code compliance officers (CC 05910 - Code Compliance Administration, start date 5/1/23)								
Workforce Enhancements Total		-	794,991	764,456	-	794,991	764,456	-
Total Budget		5,749,875	6,546,268	6,584,182		796,393	834,307	-5,749,875

COMMUNITY SERVICE BOARD (07200)
General Fund (100)
 FY23 Budget Request / Recommendation Sheet

Departmental Description

The DeKalb Community Service Board was created by State law to provide mental health, developmental disabilities and addictive diseases treatment and habilitation services. A twelve member board is appointed by the local governing authority. The Mission of the DeKalb Community Service Board is "to provide access to the right service, for the right person, at the right time." DeKalb Community Service Board envisions a community in which disabilities no longer limit potential. DeKalb Community Service Board helps residents of DeKalb County suffering with mental illnesses and addictions reclaim their lives, and provides support to people with developmental disabilities enabling them to fully participate in the life they choose. DeKalb Community Service Board is funded by a combination of state grant-in-aid, fee revenues, and county funding. County funding is used for direct services provided at the Jail, DeKalb DD Services Center, East DeKalb, DeKalb Crisis Center, Mobile Response Team, Winn Way Outpatient and the Opioid Residential Treatment program. Mental health services to adults, older adults, children, and adolescents are provided through four outpatient mental health centers, as well as specialized day and residential services. Developmental disabilities services are provided through a supported employment program, day services and residential services. Addictive diseases services are offered at all outpatient clinics and intensive services are provided at the DeKalb Addiction Clinic and Opioid Residential Treatment Program. The mobile response team partners a psychiatric nurse with DeKalb County Police office to provide mobile psychiatric emergency services. Crisis intervention services include evaluation and crisis stabilization. Jail Services provide addictive diseases services in collaboration with the DeKalb County Court system and Sheriff's office.

Common Object Expenditures	FY20 Actual	FY21 Actual	FY22 Budget	FY23 Requested	Requested Change	FY23 Recommended	Recommended Change
57-OTHER COSTS	2,134,056	2,134,057	2,849,057	2,849,057	-	2,849,057	-
Total (\$)	2,134,056	2,134,057	2,849,057	2,849,057	-	2,849,057	-

Cost Center Level Expenditures	FY20 Actual	FY21 Actual	FY22 Budget	FY23 Requested	Requested Change	FY23 Recommended	Recommended Change
07201-Community Service Board	2,134,056	2,134,057	2,849,057	2,849,057	-	2,849,057	-
Total (\$)	2,134,056	2,134,057	2,849,057	2,849,057	-	2,849,057	-

Departmental Notes

COMMUNITY SERVICE BOARD (07200)
General Fund (100)
 FY23 Budget Request / Recommendation Sheet

Base Budget by Object Class/Selected Object Code	FY22 Budget	FY23 Requested	FY23 Recommended	FY23 Approved	Requested Change	Recommended Change	Approved Change
57-OTHER COSTS	2,849,057	2,849,057	2,849,057	-	-	-	-2,849,057
Base Budget (Total)	2,849,057	2,849,057	2,849,057	-	-	-	-2,849,057
Total Budget	2,849,057	2,849,057	2,849,057				-2,849,057

CONTRIBUTION ACCOUNTS (09000)
Designated Fund (271)
 FY23 Budget Request / Recommendation Sheet

Departmental Description

The Contributions departments in the Tax Funds are used to track the request, recommendation, and approval of capital improvement projects in the General, Fire, Designated, Unincorporated, and Police Funds. Department requests for projects are moved to these departments during the recommendation phase of the budgeting process.

Common Object Expenditures	FY20 Actual	FY21 Actual	FY22 Budget	FY23 Requested	Requested Change	FY23 Recommended	Recommended Change
54-CAPITAL OUTLAYS	-9,917	-	-	-	-	-	-
61-OTHER FINANCING USES	200,000	-	500,000	-	-100.0%	6,200,000	1,140.0%
Total (\$)	190,083	-	500,000	-	-100.0%	6,200,000	1,140.0%

Cost Center Level Expenditures	FY20 Actual	FY21 Actual	FY22 Budget	FY23 Requested	Requested Change	FY23 Recommended	Recommended Change
CC_09043	190,083	-	500,000	-	-100.0%	6,200,000	1,140.0%
Total (\$)	190,083	-	500,000	-	-100.0%	6,200,000	1,140.0%

Departmental Notes

FY23 funding for county wide departmental upgrades/modernization, building and system repairs, computer replacements, construction, and improvement projects. Funds will be transferred to the Capital Improvement Project (CIP) fund upon approval of the FY23 budget.

CONTRIBUTION ACCOUNTS (09000)
Designated Fund (271)
 FY23 Budget Request / Recommendation Sheet

Base Budget by Object Class/Selected Object Code		FY22 Budget	FY23 Requested	FY23 Recommended	FY23 Approved	Requested Change	Recommended Change	Approved Change
61-OTHER FINANCING USES		500,000	-	-	-	-500,000	-500,000	-500,000
Base Budget (Total)		500,000	-	-	-	-500,000	-500,000	-500,000

Capital Requests		FY22 Budget	FY23 Requested	FY23 Recommended	FY23 Approved	Requested Change	Recommended Change	Approved Change
C1.	Special Tax District - CIP Requests \$1.2M - Ellenwood Park Development and Construction \$250K - Rainbow Amphitheater Improvements \$1.5M - Cedar Park Development and Construction \$950K - Tobie Grant Demolition and Site Preparation \$100K - Demolition of Unsafe/Unused Structures \$200K - Computer Clubhouse and Tech Learning Center \$2M - NH Scott Pool Construction . Add'l funding due to price escalation.	-	6,200,000	6,200,000	-	6,200,000	6,200,000	-
Capital Requests Total		-	6,200,000	6,200,000	-	6,200,000	6,200,000	-

Total Budget		500,000	6,200,000	6,200,000		5,700,000	5,700,000	-500,000
---------------------	--	----------------	------------------	------------------	--	------------------	------------------	-----------------

CONTRIBUTION ACCOUNTS (09000)
Fire Fund (270)
 FY23 Budget Request / Recommendation Sheet

Departmental Description
 The Contributions departments in the Tax Funds are used to track the request, recommendation, and approval of capital improvement projects in the General, Fire, Designated, Unincorporated, and Police Funds. Department requests for projects are moved to these departments during the recommendation phase of the budgeting process.

Common Object Expenditures	FY20 Actual	FY21 Actual	FY22 Budget	FY23 Requested	Requested Change	FY23 Recommended	Recommended Change
61-OTHER FINANCING USES	-	-	-	-	-	400,000	-
Total (\$)	-	-	-	-	-	400,000	-

Cost Center Level Expenditures	FY20 Actual	FY21 Actual	FY22 Budget	FY23 Requested	Requested Change	FY23 Recommended	Recommended Change
CC_09042	-	-	-	-	-	400,000	-
Total (\$)	-	-	-	-	-	400,000	-

Departmental Notes
 FY23 funding for county wide departmental upgrades/modernization, building and system repairs, computer replacements, construction, and improvement projects. Funds will be transferred to the Capital Improvement Project (CIP) fund upon approval of the FY23 budget.

CONTRIBUTION ACCOUNTS (09000)

Fire Fund (270)

FY23 Budget Request / Recommendation Sheet

CONTRIBUTION ACCOUNTS (09000)
Fire Fund (270)
 FY23 Budget Request / Recommendation Sheet

Capital Requests		FY22 Budget	FY23 Requested	FY23 Recommended	FY23 Approved	Requested Change	Recommended Change	Approved Change
C1.	Fire - Overhead Door Project To fund year 2 of overhead door Project	-	400,000	400,000	-	400,000	400,000	-
Capital Requests Total		-	400,000	400,000	-	400,000	400,000	-
Total Budget			400,000	400,000		400,000	400,000	

CONTRIBUTION ACCOUNTS (09000)
General Fund (100)
 FY23 Budget Request / Recommendation Sheet

Departmental Description

The Contributions departments in the Tax Funds are used to track the request, recommendation, and approval of capital improvement projects in the General, Fire, Designated, Unincorporated, and Police Funds. Department requests for projects are moved to these departments during the recommendation phase of the budgeting process.

Common Object Expenditures	FY20 Actual	FY21 Actual	FY22 Budget	FY23 Requested	Requested Change	FY23 Recommended	Recommended Change
61-OTHER FINANCING USES	6,866,195	2,113,801	4,813,747	5,213,747	8.3%	41,433,787	760.7%
Total (\$)	6,866,195	2,113,801	4,813,747	5,213,747	8.3%	41,433,787	760.7%

Cost Center Level Expenditures	FY20 Actual	FY21 Actual	FY22 Budget	FY23 Requested	Requested Change	FY23 Recommended	Recommended Change
CC_09041	6,866,195	2,113,801	4,813,747	5,213,747	8.3%	41,433,787	760.7%
Total (\$)	6,866,195	2,113,801	4,813,747	5,213,747	8.3%	41,433,787	760.7%

Departmental Notes

FY23 funding for county wide departmental upgrades/modernization, building and system repairs, computer replacements, construction, and improvement projects. Funds will be transferred to the Capital Improvement Project (CIP) fund upon approval of the FY23 budget.

CONTRIBUTION ACCOUNTS (09000)
General Fund (100)
 FY23 Budget Request / Recommendation Sheet

Base Budget by Object Class/Selected Object Code	FY22 Budget	FY23 Requested	FY23 Recommended	FY23 Approved	Requested Change	Recommended Change	Approved Change
61-OTHER FINANCING USES	4,813,747	4,813,747	4,813,747	-	-	-	-4,813,747
Base Budget (Total)	4,813,747	4,813,747	4,813,747	-	-	-	-4,813,747

CONTRIBUTION ACCOUNTS (09000)
General Fund (100)
FY23 Budget Request / Recommendation Sheet

Capital Requests		FY22 Budget	FY23 Requested	FY23 Recommended	FY23 Approved	Requested Change	Recommended Change	Approved Change
C1.	Juvenile Court - Parking lot canopy Additional \$400,000 to cover total cost of judges parking lot canopy construction.	-	400,000	400,000	-	400,000	400,000	-
C2.	GIS - ESRI Enterprise Contract Agreement Anticipated increase of the new 3 year contract to be signed in FY23.	-	180,000	180,000	-	180,000	180,000	-
C3.	Facilities - CIP Requests \$580K - Maloof Building Annex \$5.7M - Memorial Drive renovation \$3M - Superior Court renovation \$6M - Task Force for Global Health Building \$2M - Superior Court/Administrative Tower \$230K - Maloof Building Energy Efficiency Upgrade	-	16,010,000	16,010,000	-	16,010,000	16,010,000	-
C4.	IT - CIP Requests \$1.5M - Computer Replacements \$1.1M - enQuesta Billing System Modernization \$390K - 311 Oracle CRM Implementation \$500K - Cityworks \$4.5M - FMIS Cloud Migration \$250K - SharePoint Migration \$200K - Active Directory \$1.5M - Tyler Odyssey SAAS migration \$450K - Cityworks for Transportation \$350K - Maloof/Sams Street - Modernization	-	10,740,000	10,740,000	-	10,740,000	10,740,000	-
C5.	Sheriff - CIP Requests \$80K - New Command Post (Tech) \$2.2M - North and South Tower Purge System Repairs \$500K - Auxiliary Areas Purge System Repairs \$2.2M - Jail Lock Replacement \$770K - Electric Vehicle Lease	-	5,715,040	5,715,040	-	5,715,040	5,715,040	-
C6.	Juvenile Court - Courtroom buildout Additional \$1,500,000 to cover total cost (\$2,000,000) for courtroom buildout.	-	1,500,000	1,500,000	-	1,500,000	1,500,000	-
C7.	Superior Court - Courtroom buildout FY22 ARP funding (\$3.5 million) additional \$1,250,000 requested for FY23.	-	1,250,000	1,250,000	-	1,250,000	1,250,000	-
C8.	Clerk of Superior Court - Transfer to CIP Additional KOFILE cost for real estate plats from 1900-2018 (\$250,000), Five Star Office Furniture purchase for 10 workstations, cubicles and carpet (\$550,000), civil shelf removal and destruction (\$25,000).	-	825,000	825,000	-	825,000	825,000	-
Capital Requests Total		-	36,620,040	36,620,040	-	36,620,040	36,620,040	-
Total Budget		4,813,747	41,433,787	41,433,787		36,620,040	36,620,040	-4,813,747

EXTENSION SERVICE (06900)
General Fund (100)
 FY23 Budget Request / Recommendation Sheet

Departmental Description

Cooperative Extension helps citizens of DeKalb become healthier, more productive and environmentally responsible. County Extension Agents educate the citizens of DeKalb in the areas of health, nutrition, chronic disease prevention, financial management, housing education, food safety, parenting education, water conservation, lawn and tree care, yard waste management, tree protection, environmental education, positive youth development, violence prevention, life skills and workforce development. County Extension Agents achieve this through group contacts and one-on-one consultants. One-on-one consultations include handling client samples, (water, soil insect, weed, ect.) office consultations, consumer calls, mail, internet, emails and site visit. Group contacts are made at public training programs (child care provider, food safety and personal care home provider trainings), on site clinics, exhibits, educational workshops and program and through media including radio, TV newsletters, and newspaper articles.

Common Object Expenditures	FY20 Actual	FY21 Actual	FY22 Budget	FY23 Requested	Requested Change	FY23 Recommended	Recommended Change
51-PERSONAL SERVICES AND EMPLOYEE BENEFITS	663,477	609,525	931,252	857,380	-7.9%	966,654	3.8%
52-PURCHASED / CONTRACTED SERVICES	17,426	57,855	109,957	142,757	29.8%	142,757	29.8%
53-SUPPLIES	42,036	33,240	115,821	85,821	-25.9%	85,821	-25.9%
54-CAPITAL OUTLAYS	-	-	2,000	2,000	-	2,000	-
55-INTERFUND / INTERDEPARTMENTAL CHARGES	26,064	35,944	41,343	41,343	-	41,343	-
57-OTHER COSTS	13,000	-	25,800	25,800	-	25,800	-
70-RETIREMENT SERVICES	-	-	75,594	75,594	-	75,594	-
Total (\$)	762,002	736,565	1,301,767	1,230,695	-5.5%	1,339,969	2.9%

Cost Center Level Expenditures	FY20 Actual	FY21 Actual	FY22 Budget	FY23 Requested	Requested Change	FY23 Recommended	Recommended Change
06901-Extension Service - Administration	339,567	305,966	614,964	527,686	-14.2%	636,960	3.6%
06910-Extension Service - Youth Program	86,879	57,816	115,634	181,975	57.4%	181,975	57.4%
06930-Extension Service - Family & Consumer Science	221,247	229,923	485,272	332,831	-31.4%	332,831	-31.4%
06935-Extension Service - Horticulture & Landscape	114,310	142,859	85,897	188,202	119.1%	188,202	119.1%
Total (\$)	762,002	736,565	1,301,767	1,230,695	-5.5%	1,339,969	2.9%

Positions	FY20 Actual	FY21 Actual	FY22 Actual	FY23 Requested	Requested Change	FY23 Recommended	Recommended Change
Filled Positions	9	6	11	11	-	11	-
Funded Positions	14	9	11	11	-	11	-

Notes: 4 vacant positions

Departmental Notes

EXTENSION SERVICE (06900)
General Fund (100)
 FY23 Budget Request / Recommendation Sheet

Base Budget by Object Class/Selected Object Code	FY22 Budget	FY23 Requested	FY23 Recommended	FY23 Approved	Requested Change	Recommended Change	Approved Change
51-PERSONAL SERVICES AND EMPLOYEE BENEFITS	931,252	644,238	742,904	-	-287,014	-188,348	-931,252
Salaries	597,467	396,468	396,468	-	-200,998	-200,998	-597,467
Salaries - Part Time	20,804	-	-	-	-20,804	-20,804	-20,804
Salaries - Adjustments	13,452	-	98,666	-	-13,452	85,214	-13,452
Salaries - Temporary	74,640	74,640	74,640	-	-	-	-74,640
County Match - Grp Ins - Allocated	126,000	94,500	94,500	-	-31,500	-31,500	-126,000
County Match - FICA	45,702	30,330	30,330	-	-15,372	-15,372	-45,702
County Match - Other Pension	8,496	8,496	8,496	-	-	-	-8,496
401(A) Employer Contribution	14,529	9,642	9,642	-	-4,887	-4,887	-14,529
Workers Compensation	30,162	30,162	30,162	-	-	-	-30,162
Notes: Base budget funds 7 positions							
52-PURCHASED / CONTRACTED SERVICES	109,957	142,757	142,757	-	32,800	32,800	-109,957
53-SUPPLIES	115,821	85,821	85,821	-	-30,000	-30,000	-115,821
54-CAPITAL OUTLAYS	2,000	2,000	2,000	-	-	-	-2,000
55-INTERFUND / INTERDEPARTMENTAL CHARGES	41,343	41,343	41,343	-	-	-	-41,343
57-OTHER COSTS	25,800	25,800	25,800	-	-	-	-25,800
70-RETIREMENT SERVICES	75,594	75,594	75,594	-	-	-	-75,594
Base Budget (Total)	1,301,767	1,017,553	1,116,219	-	-284,214	-185,548	-1,301,767

Base Adjustments	FY22 Budget	FY23 Requested	FY23 Recommended	FY23 Approved	Requested Change	Recommended Change	Approved Change
B1. Part Time Salaries Restore Part Time Salaries	-	20,800	20,800	-	20,800	20,800	-
Base Adjustments Total	-	20,800	20,800	-	20,800	20,800	-

Operating Enhancements	FY22 Budget	FY23 Requested	FY23 Recommended	FY23 Approved	Requested Change	Recommended Change	Approved Change
O1. Cost of Living Adjustment Cost of Living Adjustment	-	-	10,608	-	-	10,608	-
Operating Enhancements Total	-	-	10,608	-	-	10,608	-

EXTENSION SERVICE (06900)
General Fund (100)
 FY23 Budget Request / Recommendation Sheet

Workforce Enhancements		FY22 Budget	FY23 Requested	FY23 Recommended	FY23 Approved	Requested Change	Recommended Change	Approved Change
W1.	Existing Vacancies	-	73,627	73,627	-	73,627	73,627	-
W2.	Existing Vacancies	-	59,357	59,357	-	59,357	59,357	-
W3.	Existing Vacancies	-	59,357	59,357	-	59,357	59,357	-
Notes: W1 1 Admin Specialist (cc06901, Pos#00214, Start date 4/1/23); 1 Office Assistant (cc06901, Pos# 00290, Start date 4/1/23). W2 1 Coop Ext Agent (cc06910, Pos# 06636, Start date 4/1/23). W3 1 Coop Ext Agent (cc06930, Pos# 04914, Start date 4/1/23).								
Workforce Enhancements Total		-	192,341	192,341	-	192,341	192,341	-
Total Budget		1,301,767	1,230,695	1,339,969		-71,072	38,202	-1,301,767

FUND COST CENTERS (10000)
County Jail Fund (204)
 FY23 Budget Request / Recommendation Sheet

Departmental Description

Fund Cost Centers (10000) is the department designation used for various budgets that are not associated with a single department.

This designation is used for the Hotel/Motel Tax and the Rental Motor Vehicle Tax.

Common Object Expenditures	FY20 Actual	FY21 Actual	FY22 Budget	FY23 Requested	Requested Change	FY23 Recommended	Recommended Change
61-OTHER FINANCING USES	639,575	430,337	674,303	557,893	-17.3%	557,893	-17.3%
Total (\$)	639,575	430,337	674,303	557,893	-17.3%	557,893	-17.3%

Cost Center Level Expenditures	FY20 Actual	FY21 Actual	FY22 Budget	FY23 Requested	Requested Change	FY23 Recommended	Recommended Change
10204-County Jail Fund	639,575	430,337	674,303	557,893	-17.3%	557,893	-17.3%
Total (\$)	639,575	430,337	674,303	557,893	-17.3%	557,893	-17.3%

Departmental Notes

FUND COST CENTERS (10000)
County Jail Fund (204)
 FY23 Budget Request / Recommendation Sheet

Base Budget by Object Class/Selected Object Code		FY22 Budget	FY23 Requested	FY23 Recommended	FY23 Approved	Requested Change	Recommended Change	Approved Change
61-OTHER FINANCING USES		674,303	674,303	674,303	-	-	-	-674,303
Base Budget (Total)		674,303	674,303	674,303	-	-	-	-674,303

Base Adjustments		FY22 Budget	FY23 Requested	FY23 Recommended	FY23 Approved	Requested Change	Recommended Change	Approved Change
B1.	Transfer to General Fund. Reduction based on projected revenue.	-	-116,410	-116,410	-	-116,410	-116,410	-
Base Adjustments Total		-	-116,410	-116,410	-	-116,410	-116,410	-

Total Budget		674,303	557,893	557,893		-116,410	-116,410	-674,303
---------------------	--	----------------	----------------	----------------	--	-----------------	-----------------	-----------------

DEBT SERVICE (09300)
Building Authority Debt Service Fund (412)
 FY23 Budget Request / Recommendation Sheet

Departmental Description

Debt is primarily overseen by the Finance Department. The Director's Office is responsible for monitoring the amount and type of debt that the county has been committed to repaying in association with the county's financial advisor. The Finance Department's Treasury Division is responsible for paying current year obligations for debt service. The ultimate decision maker for committing to more debt is the responsibility of the governing authority consisting of the Chief Executive Officer and the Board of Commissioners. Debt is classified by the source that is used to pay the principal and interest. A General Obligation (G.O.) Revenue Bond is a debt obligation based upon the full faith and credit of the county. G.O. debt is payable from a levy of a direct ad valorem tax on taxable property within the county. DeKalb has G.O. debt that is countywide as well as debt that is limited to the unincorporated areas of the county. This debt is based upon the citizens voting "yes" on a referendum to obligate the county. The creation of new municipalities in the county does not relieve the new city of their responsibility for the debt service of unincorporated debt if the area was unincorporated when the referendum was held. The Tax Funds have several ongoing debt service funding obligations, which are now paid from a Debt Service Miscellaneous department within the four funds bearing these obligations to increase transparency. Prior to FY2016, these payments were paid from the Non-Departmental entities. (The General Fund began paying Building Authority debt service from this department in FY2015.)

Common Object Expenditures	FY20 Actual	FY21 Actual	FY22 Budget	FY23 Requested	Requested Change	FY23 Recommended	Recommended Change
58-DEBT SERVICES	3,707,426	3,706,881	3,714,281	3,710,536	-0.1%	3,710,536	-0.1%
Total (\$)	3,707,426	3,706,881	3,714,281	3,710,536	-0.1%	3,710,536	-0.1%

Cost Center Level Expenditures	FY20 Actual	FY21 Actual	FY22 Budget	FY23 Requested	Requested Change	FY23 Recommended	Recommended Change
09330-Debt Service - Revenue Bonds	3,707,426	3,706,881	3,714,281	3,710,536	-0.1%	3,710,536	-0.1%
Total (\$)	3,707,426	3,706,881	3,714,281	3,710,536	-0.1%	3,710,536	-0.1%

Departmental Notes

FY23 debt service includes eight funds, general fund (100), fire fund (270), designated fund (271), police services fund (274), general obligation STD debt service fund (411), revenue bond debt service (412), public safety judicial authority debt service (fund 413) and urban redevelopment agency bonds debt service (fund 414). The general obligation bond debt service (fund 410) ended in 2021 but is presented for prior year actual expenses and anticipated on-going payments of delinquent accounts.

DEBT SERVICE (09300)
Building Authority Debt Service Fund (412)
 FY23 Budget Request / Recommendation Sheet

Base Budget by Object Class/Selected Object Code		FY22 Budget	FY23 Requested	FY23 Recommended	FY23 Approved	Requested Change	Recommended Change	Approved Change
58-DEBT SERVICES		3,714,281	3,714,281	3,714,281	-	-	-	-3,714,281
Base Budget (Total)		3,714,281	3,714,281	3,714,281	-	-	-	-3,714,281

Base Adjustments		FY22 Budget	FY23 Requested	FY23 Recommended	FY23 Approved	Requested Change	Recommended Change	Approved Change
B1.	Building Authority Revenue Bonds Interest - 2015 series refunding (Debt Service - Revenue Bonds). Building Authority revenue bonds interest - 2015 series refunding - FY23 amount per amortization schedule.	-	-45,570	-45,570	-	-45,570	-45,570	-
B2.	Building Authority Revenue Bonds Interest - 2013 Series Refunding (Debt Service - Revenue Bonds). Building Authority revenue bonds interest - 2013 series refunding - FY23 amount per amortization schedule.	-	-23,171	-23,171	-	-23,171	-23,171	-
B3.	Building Authority Revenue Bonds Principal - 2015 Series Refunding (Debt Service - Revenue Bonds). Building Authority bonds refunding - 2015 - FY23 amount per amortization schedule.	-	39,996	39,996	-	39,996	39,996	-
B4.	Building Authority Revenue Bonds Principal - 2013 Series Refunding (Debt Service - Revenue Bonds). Building Authority revenue bonds - FY23 amount per amortization schedule.	-	24,999	24,999	-	24,999	24,999	-
Base Adjustments Total		-	-3,746	-3,746	-	-3,746	-3,746	-

Total Budget		3,714,281	3,710,536	3,710,536		-3,746	-3,746	-3,714,281
---------------------	--	------------------	------------------	------------------	--	---------------	---------------	-------------------

DEBT SERVICE (09300)
Countywide Debt Fund (410)
 FY23 Budget Request / Recommendation Sheet

Departmental Description

Debt is primarily overseen by the Finance Department. The Director's Office is responsible for monitoring the amount and type of debt that the county has been committed to repaying in association with the county's financial advisor. The Finance Department's Treasury Division is responsible for paying current year obligations for debt service. The ultimate decision maker for committing to more debt is the responsibility of the governing authority consisting of the Chief Executive Officer and the Board of Commissioners. Debt is classified by the source that is used to pay the principal and interest. A General Obligation (G.O.) Revenue Bond is a debt obligation based upon the full faith and credit of the county. G.O. debt is payable from a levy of a direct ad valorem tax on taxable property within the county. DeKalb has G.O. debt that is countywide as well as debt that is limited to the unincorporated areas of the county. This debt is based upon the citizens voting "yes" on a referendum to obligate the county. The creation of new municipalities in the county does not relieve the new city of their responsibility for the debt service of unincorporated debt if the area was unincorporated when the referendum was held. The Tax Funds have several ongoing debt service funding obligations, which are now paid from a Debt Service Miscellaneous department within the four funds bearing these obligations to increase transparency. Prior to FY2016, these payments were paid from the Non-Departmental entities. (The General Fund began paying Building Authority debt service from this department in FY2015.)

Common Object Expenditures	FY20 Actual	FY21 Actual	FY22 Budget	FY23 Requested	Requested Change	FY23 Recommended	Recommended Change
58-DEBT SERVICES	11,926,075	-	-	-	-	-	-
61-OTHER FINANCING USES	-	-	-	390,005	-	390,005	-
Total (\$)	11,926,075	-	-	390,005	-	390,005	-

Cost Center Level Expenditures	FY20 Actual	FY21 Actual	FY22 Budget	FY23 Requested	Requested Change	FY23 Recommended	Recommended Change
09310-Debt Service	11,926,075	-	-	390,005	-	390,005	-
Total (\$)	11,926,075	-	-	390,005	-	390,005	-

Departmental Notes

FY23 debt service includes eight funds, general fund (100), fire fund (270), designated fund (271), police services fund (274), general obligation STD debt service fund (411), revenue bond debt service (412), public safety judicial authority debt service (fund 413) and urban redevelopment agency bonds debt service (fund 414). The general obligation bond debt service (fund 410) ended in 2021 but is presented for prior year actual expenses and anticipated on-going payments of delinquent accounts.

DEBT SERVICE (09300)
Countywide Debt Fund (410)
 FY23 Budget Request / Recommendation Sheet

Base Adjustments		FY22 Budget	FY23 Requested	FY23 Recommended	FY23 Approved	Requested Change	Recommended Change	Approved Change
B1.	Transfer to General Fund. Transfer accumulated fund balance to the General Fund.	-	390,005	390,005	-	390,005	390,005	-
Base Adjustments Total		-	390,005	390,005	-	390,005	390,005	-
Total Budget			390,005	390,005		390,005	390,005	

DEBT SERVICE (09300)
Designated Fund (271)
 FY23 Budget Request / Recommendation Sheet

Departmental Description

Debt is primarily overseen by the Finance Department. The Director's Office is responsible for monitoring the amount and type of debt that the county has been committed to repaying in association with the county's financial advisor. The Finance Department's Treasury Division is responsible for paying current year obligations for debt service. The ultimate decision maker for committing to more debt is the responsibility of the governing authority consisting of the Chief Executive Officer and the Board of Commissioners. Debt is classified by the source that is used to pay the principal and interest. A General Obligation (G.O.) Revenue Bond is a debt obligation based upon the full faith and credit of the county. G.O. debt is payable from a levy of a direct ad valorem tax on taxable property within the county. DeKalb has G.O. debt that is countywide as well as debt that is limited to the unincorporated areas of the county. This debt is based upon the citizens voting "yes" on a referendum to obligate the county. The creation of new municipalities in the county does not relieve the new city of their responsibility for the debt service of unincorporated debt if the area was unincorporated when the referendum was held. The Tax Funds have several ongoing debt service funding obligations, which are now paid from a Debt Service Miscellaneous department within the four funds bearing these obligations to increase transparency. Prior to FY2016, these payments were paid from the Non-Departmental entities. (The General Fund began paying Building Authority debt service from this department in FY2015.)

Common Object Expenditures	FY20 Actual	FY21 Actual	FY22 Budget	FY23 Requested	Requested Change	FY23 Recommended	Recommended Change
61-OTHER FINANCING USES	140,658	140,701	153,348	153,497	0.1%	153,497	0.1%
Total (\$)	140,658	140,701	153,348	153,497	0.1%	153,497	0.1%

Cost Center Level Expenditures	FY20 Actual	FY21 Actual	FY22 Budget	FY23 Requested	Requested Change	FY23 Recommended	Recommended Change
09380-Debt Service - Designated Fund Other	140,658	140,701	153,348	153,497	0.1%	153,497	0.1%
Total (\$)	140,658	140,701	153,348	153,497	0.1%	153,497	0.1%

Departmental Notes

FY23 debt service includes eight funds, general fund (100), fire fund (270), designated fund (271), police services fund (274), general obligation STD debt service fund (411), revenue bond debt service (412), public safety judicial authority debt service (fund 413) and urban redevelopment agency bonds debt service (fund 414). The general obligation bond debt service (fund 410) ended in 2021 but is presented for prior year actual expenses and anticipated on-going payments of delinquent accounts.

DEBT SERVICE (09300)
Designated Fund (271)
 FY23 Budget Request / Recommendation Sheet

Base Budget by Object Class/Selected Object Code		FY22 Budget	FY23 Requested	FY23 Recommended	FY23 Approved	Requested Change	Recommended Change	Approved Change
61-OTHER FINANCING USES		153,348	153,348	153,348	-	-	-	-153,348
Base Budget (Total)		153,348	153,348	153,348	-	-	-	-153,348

Base Adjustments		FY22 Budget	FY23 Requested	FY23 Recommended	FY23 Approved	Requested Change	Recommended Change	Approved Change
B1.	Designated services fund contribution for Public Safety & Facilities Authority fund 413 (Debt Service - Designated Fund Other). Transfer to Public Safety Judicial Authority - Contribution to the Public Safety & Judicial Bond Series 2015 based on square footage for each contributing fund. Adjusted for the FY23 bond payment schedule.	-	149	149	-	149	149	-
Base Adjustments Total		-	149	149	-	149	149	-

Total Budget		153,348	153,497	153,497	-	149	149	-153,348
---------------------	--	----------------	----------------	----------------	----------	------------	------------	-----------------

DEBT SERVICE (09300)
Fire Fund (270)
 FY23 Budget Request / Recommendation Sheet

Departmental Description

Debt is primarily overseen by the Finance Department. The Director's Office is responsible for monitoring the amount and type of debt that the county has been committed to repaying in association with the county's financial advisor. The Finance Department's Treasury Division is responsible for paying current year obligations for debt service. The ultimate decision maker for committing to more debt is the responsibility of the governing authority consisting of the Chief Executive Officer and the Board of Commissioners. Debt is classified by the source that is used to pay the principal and interest. A General Obligation (G.O.) Revenue Bond is a debt obligation based upon the full faith and credit of the county. G.O. debt is payable from a levy of a direct ad valorem tax on taxable property within the county. DeKalb has G.O. debt that is countywide as well as debt that is limited to the unincorporated areas of the county. This debt is based upon the citizens voting "yes" on a referendum to obligate the county. The creation of new municipalities in the county does not relieve the new city of their responsibility for the debt service of unincorporated debt if the area was unincorporated when the referendum was held. The Tax Funds have several ongoing debt service funding obligations, which are now paid from a Debt Service Miscellaneous department within the four funds bearing these obligations to increase transparency. Prior to FY2016, these payments were paid from the Non-Departmental entities. (The General Fund began paying Building Authority debt service from this department in FY2015.)

Common Object Expenditures	FY20 Actual	FY21 Actual	FY22 Budget	FY23 Requested	Requested Change	FY23 Recommended	Recommended Change
61-OTHER FINANCING USES	725,988	726,220	791,474	792,242	0.1%	792,242	0.1%
Total (\$)	725,988	726,220	791,474	792,242	0.1%	792,242	0.1%

Cost Center Level Expenditures	FY20 Actual	FY21 Actual	FY22 Budget	FY23 Requested	Requested Change	FY23 Recommended	Recommended Change
09375-Debt Service - Fire Fund Other	725,988	726,220	791,474	792,242	0.1%	792,242	0.1%
Total (\$)	725,988	726,220	791,474	792,242	0.1%	792,242	0.1%

Departmental Notes

FY23 debt service includes eight funds, general fund (100), fire fund (270), designated fund (271), police services fund (274), general obligation STD debt service fund (411), revenue bond debt service (412), public safety judicial authority debt service (fund 413) and urban redevelopment agency bonds debt service (fund 414). The general obligation bond debt service (fund 410) ended in 2021 but is presented for prior year actual expenses and anticipated on-going payments of delinquent accounts.

DEBT SERVICE (09300)
Fire Fund (270)
 FY23 Budget Request / Recommendation Sheet

Base Budget by Object Class/Selected Object Code		FY22 Budget	FY23 Requested	FY23 Recommended	FY23 Approved	Requested Change	Recommended Change	Approved Change
61-OTHER FINANCING USES		791,474	791,474	791,474	-	-	-	-791,474
Base Budget (Total)		791,474	791,474	791,474	-	-	-	-791,474

Base Adjustments		FY22 Budget	FY23 Requested	FY23 Recommended	FY23 Approved	Requested Change	Recommended Change	Approved Change
B1.	Transfer to Public Safety Judicial authority debt service fund 413 (Debt Service - Fire Fund Other). Transfer to Public Safety Judicial Authority - Contribution to the Public Safety & Judicial Bond Series 2015 based on square footage for each contributing fund. Adjusted for the FY23 bond payment schedule.	-	768	768	-	768	768	-
Base Adjustments Total		-	768	768	-	768	768	-

DEBT SERVICE (09300)
Fire Fund (270)
FY23 Budget Request / Recommendation Sheet

Total Budget	791,474	792,242	792,242		768	768	-791,474
--------------	---------	---------	---------	--	-----	-----	----------

DEBT SERVICE (09300)
General Fund (100)
 FY23 Budget Request / Recommendation Sheet

Departmental Description

Debt is primarily overseen by the Finance Department. The Director's Office is responsible for monitoring the amount and type of debt that the county has been committed to repaying in association with the county's financial advisor. The Finance Department's Treasury Division is responsible for paying current year obligations for debt service. The ultimate decision maker for committing to more debt is the responsibility of the governing authority consisting of the Chief Executive Officer and the Board of Commissioners. Debt is classified by the source that is used to pay the principal and interest. A General Obligation (G.O.) Revenue Bond is a debt obligation based upon the full faith and credit of the county. G.O. debt is payable from a levy of a direct ad valorem tax on taxable property within the county. DeKalb has G.O. debt that is countywide as well as debt that is limited to the unincorporated areas of the county. This debt is based upon the citizens voting "yes" on a referendum to obligate the county. The creation of new municipalities in the county does not relieve the new city of their responsibility for the debt service of unincorporated debt if the area was unincorporated when the referendum was held. The Tax Funds have several ongoing debt service funding obligations, which are now paid from a Debt Service Miscellaneous department within the four funds bearing these obligations to increase transparency. Prior to FY2016, these payments were paid from the Non-Departmental entities. (The General Fund began paying Building Authority debt service from this department in FY2015.)

Common Object Expenditures	FY20 Actual	FY21 Actual	FY22 Budget	FY23 Requested	Requested Change	FY23 Recommended	Recommended Change
52-PURCHASED / CONTRACTED SERVICES	183	268	-	-	-	-	-
58-DEBT SERVICES	3,328,378	4,447,667	4,514,138	4,096,085	-9.3%	4,096,085	-9.3%
61-OTHER FINANCING USES	4,040,140	3,920,039	4,552,206	4,567,438	0.3%	4,565,168	0.3%
Total (\$)	7,368,701	8,367,974	9,066,344	8,663,523	-4.4%	8,661,253	-4.5%

Cost Center Level Expenditures	FY20 Actual	FY21 Actual	FY22 Budget	FY23 Requested	Requested Change	FY23 Recommended	Recommended Change
Debt Service - Gen Fund To Bldg Fund - 09360	3,405,623	3,404,753	3,730,029	3,730,029	-	3,730,029	-
Debt Service - General Fund Other - 09370	3,963,078	4,963,221	5,336,315	4,933,494	-7.5%	4,931,224	-7.6%
Total (\$)	7,368,701	8,367,974	9,066,344	8,663,523	-4.4%	8,661,253	-4.5%

Departmental Notes

FY23 debt service includes eight funds, general fund (100), fire fund (270), designated fund (271), police services fund (274), general obligation STD debt service fund (411), revenue bond debt service (412), public safety judicial authority debt service (fund 413) and urban redevelopment agency bonds debt service (fund 414). The general obligation bond debt service (fund 410) ended in 2021 but is presented for prior year actual expenses.

DEBT SERVICE (09300)
General Fund (100)
 FY23 Budget Request / Recommendation Sheet

Base Budget by Object Class/Selected Object Code	FY22 Budget	FY23 Requested	FY23 Recommended	FY23 Approved	Requested Change	Recommended Change	Approved Change
58-DEBT SERVICES	4,514,138	4,514,138	4,514,138	-	-	-	-4,514,138
61-OTHER FINANCING USES	4,552,206	4,552,206	4,552,206	-	-	-	-4,552,206
Base Budget (Total)	9,066,344	9,066,344	9,066,344	-	-	-	-9,066,344

Base Adjustments	FY22 Budget	FY23 Requested	FY23 Recommended	FY23 Approved	Requested Change	Recommended Change	Approved Change
B1. General Fund Contribution to Urban Redevelopment Agency Fund 414 (Debt Service - General Fund). Transfer to Urban Redevelopment Agency - FY23 amount per amortization schedule.	-	15,729	15,729	-	15,729	15,729	-
B2. General Fund Contribution to Building Authority Fund 412 (Debt Service - General Fund). Transfer to Building Authority Bond Debt - FY23 amount per amortization schedule.	-	-11,495	-11,495	-	-11,495	-11,495	-
B3. COPS Bonds Interest - 2016 (Debt Service - General Fund). COPS Bond Interest 2016 - FY23 amount per amortization schedule.	-	-21,385	-21,385	-	-21,385	-21,385	-
B4. COPS Bonds Interest Refunding Series 2013 (Debt Service - General Fund). COPS bonds interest refunding series 2013 - FY23 amount per amortization schedule.	-	-41,960	-41,960	-	-41,960	-41,960	-
B5. General Fund Contribution to Public Safety & Judicial Facilities Fund 413 (Debt Service - General Fund). Public Safety and Judicial Bond Revenue Bond Interest 2015- Contribution to the Public Safety & Judicial Bond Series 2015 based on square footage for each contributing fund. Adjusted for the FY23 bond payment schedule.	-	283	283	-	283	283	-
B6. COPS Bonds Principal - 2016 (Debt Service - General Fund). COPS bonds principal - 2016 - FY23 amount per amortization schedule.	-	19,996	19,996	-	19,996	19,996	-
B7. COPS Bonds Principal- refunding 2013 series (Debt Service - General Fund). COPS bonds principal- refunding 2013 series - FY23 amount per amortization schedule.	-	45,013	45,013	-	45,013	45,013	-
B8. TAN Interest (Debt Service - General Fund). TAN interest - Only a general fund TAN is needed in FY23.	-	-420,000	-420,000	-	-420,000	-420,000	-
B9. HUD Section 108 for the Senior Center (Debt Service - General Fund). Transfer to HUD Section 108 loan - for the Senior Center FY23 loan payments.	-	10,998	8,728	-	10,998	8,728	-
Base Adjustments Total	-	-402,821	-405,091	-	-402,821	-405,091	-

Total Budget	9,066,344	8,663,523	8,661,253		-402,821	-405,091	-9,066,344
---------------------	------------------	------------------	------------------	--	-----------------	-----------------	-------------------

DEBT SERVICE (09300)
Police Services Fund (274)
 FY23 Budget Request / Recommendation Sheet

Departmental Description

Debt is primarily overseen by the Finance Department. The Director's Office is responsible for monitoring the amount and type of debt that the county has been committed to repaying in association with the county's financial advisor. The Finance Department's Treasury Division is responsible for paying current year obligations for debt service. The ultimate decision maker for committing to more debt is the responsibility of the governing authority consisting of the Chief Executive Officer and the Board of Commissioners. Debt is classified by the source that is used to pay the principal and interest. A General Obligation (G.O.) Revenue Bond is a debt obligation based upon the full faith and credit of the county. G.O. debt is payable from a levy of a direct ad valorem tax on taxable property within the county. DeKalb has G.O. debt that is countywide as well as debt that is limited to the unincorporated areas of the county. This debt is based upon the citizens voting "yes" on a referendum to obligate the county. The creation of new municipalities in the county does not relieve the new city of their responsibility for the debt service of unincorporated debt if the area was unincorporated when the referendum was held. The Tax Funds have several ongoing debt service funding obligations, which are now paid from a Debt Service Miscellaneous department within the four funds bearing these obligations to increase transparency. Prior to FY2016, these payments were paid from the Non-Departmental entities. (The General Fund began paying Building Authority debt service from this department in FY2015.)

Common Object Expenditures	FY20 Actual	FY21 Actual	FY22 Budget	FY23 Requested	Requested Change	FY23 Recommended	Recommended Change
61-OTHER FINANCING USES	1,388,736	1,389,179	1,515,472	1,515,472	-	1,515,472	-
Total (\$)	1,388,736	1,389,179	1,515,472	1,515,472	-	1,515,472	-

Cost Center Level Expenditures	FY20 Actual	FY21 Actual	FY22 Budget	FY23 Requested	Requested Change	FY23 Recommended	Recommended Change
09385-Debt Service - Police Fund Other	1,388,736	1,389,179	1,515,472	1,515,472	-	1,515,472	-
Total (\$)	1,388,736	1,389,179	1,515,472	1,515,472	-	1,515,472	-

Departmental Notes

FY23 debt service includes eight funds, general fund (100), fire fund (270), designated fund (271), police services fund (274), general obligation STD debt service fund (411), revenue bond debt service (412), public safety judicial authority debt service (fund 413) and urban redevelopment agency bonds debt service (fund 414). The general obligation bond debt service (fund 410) ended in 2021 but is presented for prior year actual expenses.

DEBT SERVICE (09300)
Police Services Fund (274)
 FY23 Budget Request / Recommendation Sheet

Base Budget by Object Class/Selected Object Code	FY22 Budget	FY23 Requested	FY23 Recommended	FY23 Approved	Requested Change	Recommended Change	Approved Change
61-OTHER FINANCING USES	1,515,472	1,515,472	1,515,472	-	-	-	-1,515,472
Base Budget (Total)	1,515,472	1,515,472	1,515,472	-	-	-	-1,515,472
Total Budget	1,515,472	1,515,472	1,515,472				-1,515,472

DEBT SERVICE (09300)**Public Safety/Judicial Authority Debt Service Fund (413)**

FY23 Budget Request / Recommendation Sheet

Departmental Description

Debt is primarily overseen by the Finance Department. The Director's Office is responsible for monitoring the amount and type of debt that the county has been committed to repaying in association with the county's financial advisor. The Finance Department's Treasury Division is responsible for paying current year obligations for debt service. The ultimate decision maker for committing to more debt is the responsibility of the governing authority consisting of the Chief Executive Officer and the Board of Commissioners. Debt is classified by the source that is used to pay the principal and interest. A General Obligation (G.O.) Revenue Bond is a debt obligation based upon the full faith and credit of the county. G.O. debt is payable from a levy of a direct ad valorem tax on taxable property within the county. DeKalb has G.O. debt that is countywide as well as debt that is limited to the unincorporated areas of the county. This debt is based upon the citizens voting "yes" on a referendum to obligate the county. The creation of new municipalities in the county does not relieve the new city of their responsibility for the debt service of unincorporated debt if the area was unincorporated when the referendum was held. The Tax Funds have several ongoing debt service funding obligations, which are now paid from a Debt Service Miscellaneous department within the four funds bearing these obligations to increase transparency. Prior to FY2016, these payments were paid from the Non-Departmental entities. (The General Fund began paying Building Authority debt service from this department in FY2015.)

Common Object Expenditures	FY20 Actual	FY21 Actual	FY22 Budget	FY23 Requested	Requested Change	FY23 Recommended	Recommended Change
52-PURCHASED / CONTRACTED SERVICES	1,960	400	-	-	-	-	-
58-DEBT SERVICES	3,090,694	3,091,694	3,094,694	3,094,694	-	3,097,694	0.1%
Total (\$)	3,092,654	3,092,094	3,094,694	3,094,694	-	3,097,694	0.1%

Cost Center Level Expenditures	FY20 Actual	FY21 Actual	FY22 Budget	FY23 Requested	Requested Change	FY23 Recommended	Recommended Change
09340-Debt Service - Ps/Jud Revenue Bonds	3,092,654	3,092,094	3,094,694	3,094,694	-	3,097,694	0.1%
Total (\$)	3,092,654	3,092,094	3,094,694	3,094,694	-	3,097,694	0.1%

Departmental Notes

FY23 debt service includes eight funds, general fund (100), fire fund (270), designated fund (271), police services fund (274), general obligation STD debt service fund (411), revenue bond debt service (412), public safety judicial authority debt service (fund 413) and urban redevelopment agency bonds debt service (fund 414). The general obligation bond debt service (fund 410) ended in 2021 but is presented for prior year actual expenses and anticipated on-going payments of delinquent accounts.

DEBT SERVICE (09300)
Public Safety/Judicial Authority Debt Service Fund (413)
 FY23 Budget Request / Recommendation Sheet

Base Budget by Object Class/Selected Object Code		FY22 Budget	FY23 Requested	FY23 Recommended	FY23 Approved	Requested Change	Recommended Change	Approved Change
58-DEBT SERVICES		3,094,694	3,094,694	3,094,694	-	-	-	-3,094,694
Base Budget (Total)		3,094,694	3,094,694	3,094,694	-	-	-	-3,094,694
Base Adjustments		FY22 Budget	FY23 Requested	FY23 Recommended	FY23 Approved	Requested Change	Recommended Change	Approved Change
B1.	Public Safety & Judicial Facilities revenue bonds interest - 2015 (Debt Service - Ps/Jud Revenue Bonds). Public Safety & Judicial Facilities revenue bonds interest - 2015 - FY23 amount per amortization schedule.	-	-86,998	-86,998	-	-86,998	-86,998	-
B2.	Public Safety & Judicial Facilities revenue bonds principal - 2015 (Debt Service - Ps/Jud Revenue Bonds). Public Safety & Judicial Facilities revenue bonds principal - 2015 - FY23 amount per amortization schedule.	-	89,998	89,998	-	89,998	89,998	-
Base Adjustments Total		-	3,000	3,000	-	3,000	3,000	-
Total Budget		3,094,694	3,097,694	3,097,694		3,000	3,000	-3,094,694

DEBT SERVICE (09300)
Unincorporated Debt Fund (411)
 FY23 Budget Request / Recommendation Sheet

Departmental Description

Debt is primarily overseen by the Finance Department. The Director's Office is responsible for monitoring the amount and type of debt that the county has been committed to repaying in association with the county's financial advisor. The Finance Department's Treasury Division is responsible for paying current year obligations for debt service. The ultimate decision maker for committing to more debt is the responsibility of the governing authority consisting of the Chief Executive Officer and the Board of Commissioners. Debt is classified by the source that is used to pay the principal and interest. A General Obligation (G.O.) Revenue Bond is a debt obligation based upon the full faith and credit of the county. G.O. debt is payable from a levy of a direct ad valorem tax on taxable property within the county. DeKalb has G.O. debt that is countywide as well as debt that is limited to the unincorporated areas of the county. This debt is based upon the citizens voting "yes" on a referendum to obligate the county. The creation of new municipalities in the county does not relieve the new city of their responsibility for the debt service of unincorporated debt if the area was unincorporated when the referendum was held. The Tax Funds have several ongoing debt service funding obligations, which are now paid from a Debt Service Miscellaneous department within the four funds bearing these obligations to increase transparency. Prior to FY2016, these payments were paid from the Non-Departmental entities. (The General Fund began paying Building Authority debt service from this department in FY2015.)

Common Object Expenditures	FY20 Actual	FY21 Actual	FY22 Budget	FY23 Requested	Requested Change	FY23 Recommended	Recommended Change
58-DEBT SERVICES	15,350,588	15,348,838	15,346,538	15,297,286	-0.3%	15,297,286	-0.3%
Total (\$)	15,350,588	15,348,838	15,346,538	15,297,286	-0.3%	15,297,286	-0.3%

Cost Center Level Expenditures	FY20 Actual	FY21 Actual	FY22 Budget	FY23 Requested	Requested Change	FY23 Recommended	Recommended Change
09320-Debt Service - Unincorporated	15,350,588	15,348,838	15,346,538	15,297,286	-0.3%	15,297,286	-0.3%
Total (\$)	15,350,588	15,348,838	15,346,538	15,297,286	-0.3%	15,297,286	-0.3%

Departmental Notes

FY23 debt service includes eight funds, general fund (100), fire fund (270), designated fund (271), police services fund (274), general obligation STD debt service fund (411), revenue bond debt service (412), public safety judicial authority debt service (fund 413) and urban redevelopment agency bonds debt service (fund 414). The general obligation bond debt service (fund 410) ended in 2021 but is presented for prior year actual expenses and anticipated on-going payments of delinquent accounts.

DEBT SERVICE (09300)
Unincorporated Debt Fund (411)
 FY23 Budget Request / Recommendation Sheet

Base Budget by Object Class/Selected Object Code		FY22 Budget	FY23 Requested	FY23 Recommended	FY23 Approved	Requested Change	Recommended Change	Approved Change
58-DEBT SERVICES		15,346,538	15,346,538	15,346,538	-	-	-	-15,346,538
Base Budget (Total)		15,346,538	15,346,538	15,346,538	-	-	-	-15,346,538

Base Adjustments		FY22 Budget	FY23 Requested	FY23 Recommended	FY23 Approved	Requested Change	Recommended Change	Approved Change
B1.	GO Bonds Interest - 2016 Series Refunding (Debt Service - Unincorporated). GO bonds interest - 2016 series refunding - FY23 amount per amortization schedule.	-	-514,257	-514,257	-	-514,257	-514,257	-
B2.	GO Bonds Principal - 2016 Series Refunding (Debt Service - Unincorporated). GO Bonds Principal - 2016 Series Refunding - FY23 amount per amortization schedule.	-	465,004	465,004	-	465,004	465,004	-
Base Adjustments Total		-	-49,253	-49,253	-	-49,253	-49,253	-

Total Budget		15,346,538	15,297,286	15,297,286		-49,253	-49,253	-15,346,538
---------------------	--	-------------------	-------------------	-------------------	--	----------------	----------------	--------------------

DEBT SERVICE (09300)
Urban Redevelopment Agency Bonds Debt Service Fund (414)
 FY23 Budget Request / Recommendation Sheet

Departmental Description

Debt is primarily overseen by the Finance Department. The Director's Office is responsible for monitoring the amount and type of debt that the county has been committed to repaying in association with the county's financial advisor. The Finance Department's Treasury Division is responsible for paying current year obligations for debt service. The ultimate decision maker for committing to more debt is the responsibility of the governing authority consisting of the Chief Executive Officer and the Board of Commissioners. Debt is classified by the source that is used to pay the principal and interest. A General Obligation (G.O.) Revenue Bond is a debt obligation based upon the full faith and credit of the county. G.O. debt is payable from a levy of a direct ad valorem tax on taxable property within the county. DeKalb has G.O. debt that is countywide as well as debt that is limited to the unincorporated areas of the county. This debt is based upon the citizens voting "yes" on a referendum to obligate the county. The creation of new municipalities in the county does not relieve the new city of their responsibility for the debt service of unincorporated debt if the area was unincorporated when the referendum was held. The Tax Funds have several ongoing debt service funding obligations, which are now paid from a Debt Service Miscellaneous department within the four funds bearing these obligations to increase transparency. Prior to FY2016, these payments were paid from the Non-Departmental entities. (The General Fund began paying Building Authority debt service from this department in FY2015.)

Common Object Expenditures	FY20 Actual	FY21 Actual	FY22 Budget	FY23 Requested	Requested Change	FY23 Recommended	Recommended Change
58-DEBT SERVICES	688,998	675,559	669,519	654,577	-2.2%	654,577	-2.2%
Total (\$)	688,998	675,559	669,519	654,577	-2.2%	654,577	-2.2%

Cost Center Level Expenditures	FY20 Actual	FY21 Actual	FY22 Budget	FY23 Requested	Requested Change	FY23 Recommended	Recommended Change
09350-Debt Service - Ura Bond	688,998	675,559	669,519	654,577	-2.2%	654,577	-2.2%
Total (\$)	688,998	675,559	669,519	654,577	-2.2%	654,577	-2.2%

Departmental Notes

FY23 debt service includes eight funds, general fund (100), fire fund (270), designated fund (271), police services fund (274), general obligation STD debt service fund (411), revenue bond debt service (412), public safety judicial authority debt service (fund 413) and urban redevelopment agency bonds debt service (fund 414). The general obligation bond debt service (fund 410) ended in 2021 but is presented for prior year actual expenses and anticipated on-going payments of delinquent accounts.

DEBT SERVICE (09300)
Urban Redevelopment Agency Bonds Debt Service Fund (414)
 FY23 Budget Request / Recommendation Sheet

Base Budget by Object Class/Selected Object Code		FY22 Budget	FY23 Requested	FY23 Recommended	FY23 Approved	Requested Change	Recommended Change	Approved Change
58-DEBT SERVICES		669,519	669,519	669,519	-	-	-	-669,519
Base Budget (Total)		669,519	669,519	669,519	-	-	-	-669,519

Base Adjustments		FY22 Budget	FY23 Requested	FY23 Recommended	FY23 Approved	Requested Change	Recommended Change	Approved Change
B1.	Urban Redevelopment Agency Interest - 2010 (Debt Service - URA Bond). Urban Redevelopment Agency principal - 2010 - FY23 amount per amortization schedule.	-	-24,943	-24,943	-	-24,943	-24,943	-
B2.	Urban Redevelopment Agency Principal - 2010 (Debt Service - URA Bond). Urban Redevelopment Agency principal - 2010 - FY23 amount per amortization schedule.	-	10,001	10,001	-	10,001	10,001	-
Base Adjustments Total		-	-14,942	-14,942	-	-14,942	-14,942	-

Total Budget		669,519	654,577	654,577		-14,942	-14,942	-669,519
---------------------	--	----------------	----------------	----------------	--	----------------	----------------	-----------------

DISTRICT ATTORNEY (03900)
General Fund (100)
 FY23 Budget Request / Recommendation Sheet

Departmental Description

The Office of the DeKalb County District Attorney focuses on the gathering of documents and evidence; running of criminal history and driving records; victim contact; investigation of cases; drafting and filing of accusations and indictments; making sentencing recommendations; attending bond hearings and arraignments, plea negotiations, motion hearings, bench and jury trials in ten Divisions of Superior Court and five divisions of Juvenile Court; attending preliminary hearings, mental health court, and trials in Magistrate Court; provide training to local law enforcement, counseling and other community agencies; participate in diversionary calendars.

Common Object Expenditures	FY20 Actual	FY21 Actual	FY22 Budget	FY23 Requested	Requested Change	FY23 Recommended	Recommended Change
51-PERSONAL SERVICES AND EMPLOYEE BENEFITS	15,356,040	14,967,079	18,901,978	23,932,004	26.6%	23,347,746	23.5%
52-PURCHASED / CONTRACTED SERVICES	775,045	1,057,281	1,497,057	2,301,925	53.8%	2,301,925	53.8%
53-SUPPLIES	96,812	96,012	936,419	737,617	-21.2%	737,617	-21.2%
54-CAPITAL OUTLAYS	45,346	21,925	88,000	18,214	-79.3%	18,214	-79.3%
55-INTERFUND / INTERDEPARTMENTAL CHARGES	453,242	416,307	640,334	513,584	-19.8%	513,584	-19.8%
61-OTHER FINANCING USES	1,318,721	1,318,721	1,318,721	1,491,795	13.1%	1,491,795	13.1%
70-RETIREMENT SERVICES	-	-	2,885,039	2,885,039	-	2,885,039	-
Total (\$)	18,045,204	17,877,326	26,267,548	31,880,178	21.4%	31,295,920	19.1%

Cost Center Level Expenditures	FY20 Actual	FY21 Actual	FY22 Budget	FY23 Requested	Requested Change	FY23 Recommended	Recommended Change
03910-District Attorney	15,289,660	15,174,020	23,414,982	28,910,864	23.5%	28,326,606	21.0%
03920-District Attorney - Child Support Recovery	4,003	14,255	3,416	3,416	-	3,416	-
03930-District Attorney - Victim / Witness Assistance	1,259,932	1,223,851	1,258,676	1,209,577	-3.9%	1,209,577	-3.9%
03940-District Attorney - Solicitor Juvenile Court	1,491,609	1,465,199	1,590,474	1,756,321	10.4%	1,756,321	10.4%
Total (\$)	18,045,204	17,877,326	26,267,548	31,880,178	21.4%	31,295,920	19.1%

Positions	FY20 Actual	FY21 Actual	FY22 Actual	FY23 Requested	Requested Change	FY23 Recommended	Recommended Change
Filled Positions	171	173	207	207	-	207	-
Funded Positions	171	173	207	207	-	207	-

Notes:

Departmental Notes

FY23 budget reflects 4% cost of living increase.

DISTRICT ATTORNEY (03900)
General Fund (100)
 FY23 Budget Request / Recommendation Sheet

Base Budget by Object Class/Selected Object Code	FY22 Budget	FY23 Requested	FY23 Recommended	FY23 Approved	Requested Change	Recommended Change	Approved Change
51-PERSONAL SERVICES AND EMPLOYEE BENEFITS	18,901,978	22,797,514	22,797,514	-	3,895,536	3,895,536	-18,901,978
Salaries	14,223,143	17,346,733	17,346,733	-	3,123,590	3,123,590	-14,223,143
Salaries - Part Time	54,408	54,408	54,408	-	-	-	-54,408
Salaries - Adjustments	901,819	901,819	901,819	-	-	-	-901,819
County Match - Group Insurance	48,576	48,576	48,576	-	-	-	-48,576
County Match - Grp Ins - Allocated	2,382,000	2,835,000	2,835,000	-	453,000	453,000	-2,382,000
County Match - FICA	1,086,531	1,330,437	1,330,437	-	243,906	243,906	-1,086,531
401(A) Employer Contribution	201,354	276,394	276,394	-	75,040	75,040	-201,354
Workers Compensation	4,147	4,147	4,147	-	-	-	-4,147
Notes: Base budget funds 210 positions.							
52-PURCHASED / CONTRACTED SERVICES	1,497,057	1,497,057	1,497,057	-	-	-	-1,497,057
53-SUPPLIES	936,419	622,774	622,774	-	-313,645	-313,645	-936,419
54-CAPITAL OUTLAYS	88,000	18,214	18,214	-	-69,786	-69,786	-88,000
55-INTERFUND / INTERDEPARTMENTAL CHARGES	640,334	418,334	418,334	-	-222,000	-222,000	-640,334
61-OTHER FINANCING USES	1,318,721	1,318,721	1,318,721	-	-	-	-1,318,721
70-RETIREMENT SERVICES	2,885,039	2,885,039	2,885,039	-	-	-	-2,885,039
Base Budget (Total)	26,267,548	29,557,653	29,557,653	-	3,290,105	3,290,105	-26,267,548

Base Adjustments	FY22 Budget	FY23 Requested	FY23 Recommended	FY23 Approved	Requested Change	Recommended Change	Approved Change
B1. Rental of Real Estate. Rental increase due to additional space and office reconfiguration.	-	804,868	804,868	-	804,868	804,868	-
B2. FY23 Base Salary Adjustments. Salary adjustments for six Firearm Violence Prevention and Digital Forensics Unit positions.	-	90,000	90,000	-	90,000	90,000	-
B3. Salary Adjustments. Additional funding for 21 grant funded positions to compensate for COLAs and public safety increases.	-	173,074	173,074	-	173,074	173,074	-
Base Adjustments Total	-	1,067,942	1,067,942	-	1,067,942	1,067,942	-

Operating Enhancements	FY22 Budget	FY23 Requested	FY23 Recommended	FY23 Approved	Requested Change	Recommended Change	Approved Change
O1. Operating Supplies. Office and staff equipment for Evidence Unit and Juvenile SB440 Unit.	-	114,843	114,843	-	114,843	114,843	-
O2. New Vehicles. Vehicles for new Evidence and Juvenile SB440 Unit staff.	-	95,250	95,250	-	95,250	95,250	-
O3. Cost of living adjustment (COLA). Funding for 4% COLA.	-	-	460,232	-	-	460,232	-
Operating Enhancements Total	-	210,093	670,325	-	210,093	670,325	-

DISTRICT ATTORNEY (03900)
General Fund (100)
 FY23 Budget Request / Recommendation Sheet

Workforce Enhancements		FY22 Budget	FY23 Requested	FY23 Recommended	FY23 Approved	Requested Change	Recommended Change	Approved Change
W1.	Existing Vacancies	-	303,683	-	-	303,683	-	-
Notes:								
W2.	New Position Requests	-	740,807	-	-	740,807	-	-
Notes:								
Workforce Enhancements Total		-	1,044,490	-	-	1,044,490	-	-
Total Budget		26,267,548	31,880,178	31,295,920		5,612,630	5,028,372	-26,267,548

DRUG ABUSE (02500)
Drug Abuse Treatment & Education Fund (209)
 FY23 Budget Request / Recommendation Sheet

Departmental Description

The Drug Abuse Treatment and Education fund, established in 1990 (O.C.G.A. 15-21-101), allows for additional penalties in certain controlled substance cases amounting up to 50% of the original fine. The DATE Fund committee oversees these funds. The DATE fund committee was created July 11, 2012 due to significant changes made by House Bill 1176. The committee reviews and recommends the allocation of funds for drug abuse treatment and education programs. The committee consists of representatives from Superior Court, Juvenile Court, State and Magistrate Courts, Cooperative Extension Service and Human Services.

Common Object Expenditures	FY20 Actual	FY21 Actual	FY22 Budget	FY23 Requested	Requested Change	FY23 Recommended	Recommended Change
52-PURCHASED / CONTRACTED SERVICES	99,710	-	67,539	67,539	-	67,539	-
53-SUPPLIES	133	-	20,009	20,009	-	20,009	-
57-OTHER COSTS	-	-	4,269	4,269	-	4,269	-
Total (\$)	99,843	-	91,817	91,817	-	91,817	-

Cost Center Level Expenditures	FY20 Actual	FY21 Actual	FY22 Budget	FY23 Requested	Requested Change	FY23 Recommended	Recommended Change
02562-Drug Abuse - Coop Extension - Youth Development	-	-	7,004	7,004	-	7,004	-
02565-Drug Abuse - Juvenile/Rebound Drug Court	-	-	10,506	10,506	-	10,506	-
02566-Drug Abuse - Magistrate/Diversion Treatment Court	26,925	-	13,132	13,132	-	13,132	-
02567-Drug Abuse - Superior/Adult Felony Drug Court	39,185	-	20,136	20,136	-	20,136	-
02570-Drug Abuse - State Court - Dui Court	5,280	-	21,887	21,887	-	21,887	-
02575-Drug Abuse - Human Services	-	-	4,269	4,269	-	4,269	-
02577-Drug Abuse Superior Court Adult Felony Mental Health Court	20,853	-	7,880	7,880	-	7,880	-
02578-Drug Abuse Superior Court Adult Felony Veterans Court	7,600	-	7,003	7,003	-	7,003	-
Total (\$)	99,843	-	91,817	91,817	-	91,817	-

Departmental Notes

DRUG ABUSE (02500)
Drug Abuse Treatment & Education Fund (209)
 FY23 Budget Request / Recommendation Sheet

Base Budget by Object Class/Selected Object Code	FY22 Budget	FY23 Requested	FY23 Recommended	FY23 Approved	Requested Change	Recommended Change	Approved Change
52-PURCHASED / CONTRACTED SERVICES	67,539	67,539	67,539	-	-	-	-67,539
53-SUPPLIES	20,009	20,009	20,009	-	-	-	-20,009
57-OTHER COSTS	4,269	4,269	4,269	-	-	-	-4,269
Base Budget (Total)	91,817	91,817	91,817	-	-	-	-91,817
Total Budget	91,817	91,817	91,817				-91,817

E-911 (02600)
Emergency Telephone System Fund (215)
 FY23 Budget Request / Recommendation Sheet

Departmental Description

The DeKalb County E-911 Center serves as the Public Safety Answering Point for unincorporated DeKalb County as well as most of the cities located within the County. The E-911 center is an Accredited Center of Excellence (ACE), by the International Academies of Emergency Dispatch and is responsible for answering both emergency and non-emergency calls for service. The center dispatches Police, Fire-Rescue, Emergency Medical Services, and Sheriff's Department. The center provides full dispatch services to all of unincorporated DeKalb County and to the cities of Avondale Estates, Clarkston, Lithonia, Pine Lake, Stone Mountain, Stonecrest, and Tucker. The center provides Fire-Rescue dispatch services to the cities of Brookhaven, Chamblee, Decatur (rescue only), Doraville, and Dunwoody. The center also provides Rescue dispatch services to that portion of Atlanta which lies in DeKalb. The center answers Animal Services phones after normal business hours and on weekends. The center handles more than one million calls for service each year, over 800,000 of those being 9-1-1 calls. The center is operated 24/7/365 utilizing four (4) teams on twelve hour shifts with a staff of more than 130.

Common Object Expenditures	FY20 Actual	FY21 Actual	FY22 Budget	FY23 Requested	Requested Change	FY23 Recommended	Recommended Change
51-PERSONAL SERVICES AND EMPLOYEE BENEFITS	9,209,264	7,744,057	9,362,394	11,083,636	18.4%	11,213,584	19.8%
52-PURCHASED / CONTRACTED SERVICES	1,541,185	1,929,582	2,901,762	2,504,890	-13.7%	2,504,890	-13.7%
53-SUPPLIES	91,373	40,143	576,323	231,765	-59.8%	231,765	-59.8%
54-CAPITAL OUTLAYS	9,846	4,364	61,386	46,911	-23.6%	46,911	-23.6%
61-OTHER FINANCING USES	356,190	309,782	337,941	429,891	27.2%	429,891	27.2%
70-RETIREMENT SERVICES	1,001,914	1,126,741	1,136,399	1,136,399	-	1,136,399	-
Total (\$)	12,209,772	11,154,669	14,376,205	15,433,492	7.4%	15,563,440	8.3%

Cost Center Level Expenditures	FY20 Actual	FY21 Actual	FY22 Budget	FY23 Requested	Requested Change	FY23 Recommended	Recommended Change
02646-E-911 Wired	12,209,772	11,154,669	14,376,205	15,433,492	7.4%	15,563,440	8.3%
Total (\$)	12,209,772	11,154,669	14,376,205	15,433,492	7.4%	15,563,440	8.3%

Positions	FY20 Actual	FY21 Actual	FY22 Actual	FY23 Requested	Requested Change	FY23 Recommended	Recommended Change
Filled Positions	110	98	94	130	36	130	36
Funded Positions	132	110	129	130	1	130	1

Notes:

Departmental Notes

E-911 (02600)
Emergency Telephone System Fund (215)
 FY23 Budget Request / Recommendation Sheet

Base Budget by Object Class/Selected Object Code	FY22 Budget	FY23 Requested	FY23 Recommended	FY23 Approved	Requested Change	Recommended Change	Approved Change
51-PERSONAL SERVICES AND EMPLOYEE BENEFITS	9,362,394	10,338,601	10,338,601	-	976,207	976,207	-9,362,394
Salaries	5,689,086	4,934,552	4,934,552	-	-754,534	-754,534	-5,689,086
Salaries - Part Time	25,884	25,884	25,884	-	-	-	-25,884
Salaries - Adjustments	634,010	586,056	586,056	-	-47,954	-47,954	-634,010
Salaries - Overtime	1,100,004	3,100,004	3,100,004	-	2,000,000	2,000,000	-1,100,004
County Match - Grp Ins - Allocated	1,401,000	1,255,500	1,255,500	-	-145,500	-145,500	-1,401,000
County Match - FICA	435,213	377,493	377,493	-	-57,720	-57,720	-435,213
401(A) Employer Contribution	75,492	57,407	57,407	-	-18,085	-18,085	-75,492
Workers Compensation	1,705	1,705	1,705	-	-	-	-1,705
52-PURCHASED / CONTRACTED SERVICES	2,901,762	2,423,762	2,423,762	-	-478,000	-478,000	-2,901,762
53-SUPPLIES	576,323	231,765	231,765	-	-344,558	-344,558	-576,323
54-CAPITAL OUTLAYS	61,386	46,911	46,911	-	-14,475	-14,475	-61,386
61-OTHER FINANCING USES	337,941	337,941	337,941	-	-	-	-337,941
70-RETIREMENT SERVICES	1,136,399	1,136,399	1,136,399	-	-	-	-1,136,399
Base Budget (Total)	14,376,205	14,515,379	14,515,379	-	139,174	139,174	-14,376,205

Base Adjustments	FY22 Budget	FY23 Requested	FY23 Recommended	FY23 Approved	Requested Change	Recommended Change	Approved Change
B1. Vacant positions (E-911). Salary Adjustments - fund 26 vacant positions.	-	384,015	384,015	-	384,015	384,015	-
Base Adjustments Total	-	384,015	384,015	-	384,015	384,015	-

Operating Enhancements	FY22 Budget	FY23 Requested	FY23 Recommended	FY23 Approved	Requested Change	Recommended Change	Approved Change
O1. Power Supply (E-911 Wired). Maintenance & Repair Services - replacement of uninterrupted power supply units.	-	81,128	81,128	-	81,128	81,128	-
O2. New positions (E-911 Wired). Salary Adjustments - 10 Communication Officer I positions.	-	361,020	361,020	-	361,020	361,020	-
O3. Cost of Living Adjustment (E-911). Salary Adjustments - funding for a 4% cost of living adjustment including associated benefits.	-	-	129,948	-	-	129,948	-
Operating Enhancements Total	-	442,148	572,096	-	442,148	572,096	-

Capital Requests	FY22 Budget	FY23 Requested	FY23 Recommended	FY23 Approved	Requested Change	Recommended Change	Approved Change
C1. Flooring replacement. Flooring replacement for 911 center.	-	91,950	91,950	-	91,950	91,950	-
Capital Requests Total	-	91,950	91,950	-	91,950	91,950	-

Total Budget	14,376,205	15,433,492	15,563,440	-	1,057,287	1,187,235	-14,376,205
---------------------	-------------------	-------------------	-------------------	----------	------------------	------------------	--------------------

ECONOMIC DEVELOPMENT (05600)
General Fund (100)
 FY23 Budget Request / Recommendation Sheet

Departmental Description

In 2014, DeKalb County signed an intergovernmental agreement with the Development Authority of DeKalb County (DADC) also known as Decide DeKalb. This arrangement designated DADC as the County's economic development agency. Under the terms of this contract, DeKalb County contributes 60% of the fund's operating budget, and DADC contributes 40%. DADC is responsible for implementing a comprehensive work program which includes but is not limited to the following: implementing the county's economic development strategic plan; attracting, retaining, and expanding businesses; marketing DeKalb to businesses regionally, nationally, and internationally; managing a small business and entrepreneurs loan program to incentivize startups and innovation; issuing conduit bonds; and maintaining a moderate-income housing program.

DeKalb County continues to play an essential role in economic development by providing efficient permitting services, incentives, and maintaining a business-friendly culture.

Common Object Expenditures	FY20 Actual	FY21 Actual	FY22 Budget	FY23 Requested	Requested Change	FY23 Recommended	Recommended Change
52-PURCHASED / CONTRACTED SERVICES	858,334	981,993	1,618,250	2,058,250	27.2%	2,058,250	27.2%
57-OTHER COSTS	-	-	-	-	-	100,000	-
61-OTHER FINANCING USES	-	-	350,000	350,000	-	350,000	-
Total (\$)	858,334	981,993	1,968,250	2,408,250	22.4%	2,508,250	27.4%

Cost Center Level Expenditures	FY20 Actual	FY21 Actual	FY22 Budget	FY23 Requested	Requested Change	FY23 Recommended	Recommended Change
05610-Economic Development	858,334	981,993	1,968,250	2,408,250	22.4%	2,508,250	27.4%
Total (\$)	858,334	981,993	1,968,250	2,408,250	22.4%	2,508,250	27.4%

Positions	FY20 Actual	FY21 Actual	FY22 Actual	FY23 Requested	Requested Change	FY23 Recommended	Recommended Change
Filled Positions	-	-	-	-	-	-	-
Funded Positions	-	-	-	-	-	-	-

Notes:

Departmental Notes

ECONOMIC DEVELOPMENT (05600)
General Fund (100)
 FY23 Budget Request / Recommendation Sheet

Base Budget by Object Class/Selected Object Code		FY22 Budget	FY23 Requested	FY23 Recommended	FY23 Approved	Requested Change	Recommended Change	Approved Change
52-PURCHASED / CONTRACTED SERVICES		1,618,250	1,558,250	1,558,250	-	-60,000	-60,000	-1,618,250
61-OTHER FINANCING USES		350,000	350,000	350,000	-	-	-	-350,000
Base Budget (Total)		1,968,250	1,908,250	1,908,250	-	-60,000	-60,000	-1,968,250

Operating Enhancements		FY22 Budget	FY23 Requested	FY23 Recommended	FY23 Approved	Requested Change	Recommended Change	Approved Change
O1.	Increase Professional Services (Economic Development). Other Professional Services - funding for economic development services per the Decide DeKalb intergovernmental agreement.	-	500,000	500,000	-	500,000	500,000	-
O2.	Small Business Recovery Program (Economic Development). Other Professional Services - Funding to support the DeKalb Chamber of Commerce's Small Business Recovery Program to help small business owners with the essentials critical to maintaining a small business.	-	-	100,000	-	-	100,000	-
Operating Enhancements Total		-	500,000	600,000	-	500,000	600,000	-

Total Budget		1,968,250	2,408,250	2,508,250		440,000	540,000	-1,968,250
---------------------	--	------------------	------------------	------------------	--	----------------	----------------	-------------------

REGISTRAR (02900)
General Fund (100)
 FY23 Budget Request / Recommendation Sheet

Departmental Description

Serving under the supervision of the DeKalb County Board of Registration & Elections, the department is charged with the maintenance of the electors list for all registered voters in DeKalb County and the conduct of elections for the county and municipalities located within the county. Departmental administrative functions include making election calls, garnering approval for polling places and precinct boundaries, budget administration, response to open records requests, and overall functions that cross division lines.

The Department is divided into two divisions - Registration And Elections.
 The Registration Division is primarily responsible for ongoing maintenance of the list of electors and digitizing of voter registration applications.

The Elections Division is primarily responsible for the conduct of elections, management of the main advance voting site and satellite advance sites, service, maintenance and testing of voting equipment, ballot preparation and election tabulation.

Common Object Expenditures	FY20 Actual	FY21 Actual	FY22 Budget	FY23 Requested	Requested Change	FY23 Recommended	Recommended Change
51-PERSONAL SERVICES AND EMPLOYEE BENEFITS	7,318,497	3,165,449	4,926,686	2,931,503	-40.5%	2,958,547	-39.9%
52-PURCHASED / CONTRACTED SERVICES	1,145,563	1,142,741	5,439,209	8,564,809	57.5%	5,419,209	-0.4%
53-SUPPLIES	549,947	355,417	905,000	1,105,000	22.1%	905,000	-
54-CAPITAL OUTLAYS	49,704	6,578	95,000	95,000	-	95,000	-
55-INTERFUND / INTERDEPARTMENTAL CHARGES	16,256	9,048	9,607	9,607	-	9,607	-
70-RETIREMENT SERVICES	-	-	208,488	208,488	-	208,488	-
Total (\$)	9,079,967	4,679,233	11,583,990	12,914,407	11.5%	9,595,851	-17.2%

Cost Center Level Expenditures	FY20 Actual	FY21 Actual	FY22 Budget	FY23 Requested	Requested Change	FY23 Recommended	Recommended Change
Registrar - 02910	2,333,909	3,168,659	10,530,096	12,315,513	17.0%	8,996,957	-14.6%
Registrar - Election Workers - 02922	4,511,594	933,053	360,237	10,237	-97.2%	10,237	-97.2%
Registrar - Elections - 02920	2,234,463	577,522	693,657	588,657	-15.1%	588,657	-15.1%
Total (\$)	9,079,967	4,679,233	11,583,990	12,914,407	11.5%	9,595,851	-17.2%

Positions	FY20 Actual	FY21 Actual	FY22 Actual	FY23 Requested	Requested Change	FY23 Recommended	Recommended Change
Filled Positions	16	16	17	30	13	30	13
Funded Positions	16	16	17	30	13	30	13

Notes: 17 filled positions, 10 vacant existing positions, 3 new positions.

Departmental Notes

FY23 department budget includes funding for a cost of living adjustment, applicable elections, new and vacant positions.

REGISTRAR (02900)
General Fund (100)
 FY23 Budget Request / Recommendation Sheet

Base Budget by Object Class/Selected Object Code	FY22 Budget	FY23 Requested	FY23 Recommended	FY23 Approved	Requested Change	Recommended Change	Approved Change
51-PERSONAL SERVICES AND EMPLOYEE BENEFITS	4,926,686	1,877,781	1,877,781	-	-3,048,905	-3,048,905	-4,926,686
Salaries	1,220,823	1,016,024	1,016,024	-	-204,799	-204,799	-1,220,823
Salaries - Adjustments	323,768	325,462	325,462	-	1,694	1,694	-323,768
Salaries - Temporary	2,800,000	-	-	-	-2,800,000	-2,800,000	-2,800,000
Salaries - Overtime	190,008	190,008	190,008	-	-	-	-190,008
County Match - Grp Ins - Reversed	4,488	4,488	4,488	-	-	-	-4,488
County Match - Grp Ins - Allocated	261,000	229,500	229,500	-	-31,500	-31,500	-261,000
County Match - FICA	93,387	77,726	77,726	-	-15,661	-15,661	-93,387
401(A) Employer Contribution	17,268	18,630	18,630	-	1,362	1,362	-17,268
Workers Compensation	11,915	11,915	11,915	-	-	-	-11,915
Allowance - Automobile	4,029	4,029	4,029	-	-	-	-4,029
52-PURCHASED / CONTRACTED SERVICES	5,439,209	4,509,209	4,509,209	-	-930,000	-930,000	-5,439,209
53-SUPPLIES	905,000	905,000	905,000	-	-	-	-905,000
54-CAPITAL OUTLAYS	95,000	95,000	95,000	-	-	-	-95,000
55-INTERFUND / INTERDEPARTMENTAL CHARGES	9,607	9,607	9,607	-	-	-	-9,607
70-RETIREMENT SERVICES	208,488	208,488	208,488	-	-	-	-208,488
Base Budget (Total)	11,583,990	7,605,085	7,605,085	-	-3,978,905	-3,978,905	-11,583,990

Operating Enhancements		FY22 Budget	FY23 Requested	FY23 Recommended	FY23 Approved	Requested Change	Recommended Change	Approved Change
O1.	Cost of living adjustment (COLA). Funding for 4% COLA	-	-	27,044	-	-	27,044	-
O2.	Security Services. Security retrofitting and installation service for Stonecrest VRE location.	-	550,000	550,000	-	550,000	550,000	-
O3.	Lease. Stonecrest VRE location lease agreement.	-	360,000	360,000	-	360,000	360,000	-
Operating Enhancements Total		-	910,000	937,044	-	910,000	937,044	-

REGISTRAR (02900)
General Fund (100)
 FY23 Budget Request / Recommendation Sheet

Workforce Enhancements		FY22 Budget	FY23 Requested	FY23 Recommended	FY23 Approved	Requested Change	Recommended Change	Approved Change
W1.	Existing Vacancies	-	752,221	752,221	-	752,221	752,221	-
Notes: W1 - 1 voter registration technician (CC-02910 - Registrar, Pos #06374 start date 1/1/23), 1 administrative assistant (CC-02910 - Registrar, Pos #16255, start date 1/1/23), 1 elections coordinator (CC-02910, Pos #17163, start date 1/1/23), 1 deputy director (CC-02910 - Registrar, Pos #99319, start date 1/1/23), 1 requisition technician (CC-02910 - Registrar, Pos #999349, start date 1/1/23), 1 warehouse supervisor (CC-02910 - Registrar, Pos #999355, start date 1/1/23), 1 payroll/personnel technician (CC-02910 - Registrar, Pos 99357, start date 1/1/23).								
W3.	New Position Requests	-	301,501	301,501	-	301,501	301,501	-
Notes: W3 - 1 administrative services manager (CC-02910 - Registrar - Registrar, start date 1/1/23), 1 executive support assistant (CC-02910 - Registrar, start date 1/1/23), 1 training coordinator (CC-02910 - Registrar, start date 1/1/23).								
Workforce Enhancements Total		-	1,053,722	1,053,722	-	1,053,722	1,053,722	-
Total Budget		11,583,990	9,568,807	9,595,851		-2,015,183	-1,988,139	-11,583,990

Emergency Management (DEMA) (04400)
General Fund (100)
 FY23 Budget Request / Recommendation Sheet

Departmental Description

- Maintain and develop all local emergency management programs, projects and plans required by state and federal government.
- Maintain the Emergency Operations Center (EOC) for DeKalb County, and all cities located within the county.
- Act as a liaison with local, state and federal authorities during major emergencies and disasters.
- Provide 24-hour coordination of resources for emergencies and disasters.

Common Object Expenditures	FY20 Actual	FY21 Actual	FY22 Budget	FY23 Requested	Requested Change	FY23 Recommended	Recommended Change
51-PERSONAL SERVICES AND EMPLOYEE BENEFITS	338,046	386,914	418,136	571,714	36.7%	577,194	38.0%
52-PURCHASED / CONTRACTED SERVICES	94,329	95,400	196,835	180,839	-8.1%	180,839	-8.1%
53-SUPPLIES	165,045	30,382	119,437	119,433	-	119,433	-
54-CAPITAL OUTLAYS	46,751	1,077	216,351	154,234	-28.7%	154,234	-28.7%
55-INTERFUND / INTERDEPARTMENTAL CHARGES	16,579	36,605	34,206	34,202	-	34,202	-
61-OTHER FINANCING USES	91,000	91,000	193,001	143,000	-25.9%	143,000	-25.9%
70-RETIREMENT SERVICES	-	-	31,120	31,120	-	31,120	-
Total (\$)	751,750	641,378	1,209,086	1,234,542	2.1%	1,240,022	2.6%

Cost Center Level Expenditures	FY20 Actual	FY21 Actual	FY22 Budget	FY23 Requested	Requested Change	FY23 Recommended	Recommended Change
04410-Emergency Management (Dema)	751,750	641,378	1,209,086	1,234,542	2.1%	1,240,022	2.6%
Total (\$)	751,750	641,378	1,209,086	1,234,542	2.1%	1,240,022	2.6%

Positions	FY20 Actual	FY21 Actual	FY22 Actual	FY23 Requested	Requested Change	FY23 Recommended	Recommended Change
Filled Positions	5	2	6	7	1	7	1
Funded Positions	7	6	6	7	1	7	1

Notes: 3 filled 4 vacant

Departmental Notes

FY23 funding for cost of living adjustment and existing vacant positions.

Emergency Management (DEMA) (04400)
General Fund (100)
 FY23 Budget Request / Recommendation Sheet

Base Budget by Object Class/Selected Object Code	FY22 Budget	FY23 Requested	FY23 Recommended	FY23 Approved	Requested Change	Recommended Change	Approved Change
51-PERSONAL SERVICES AND EMPLOYEE BENEFITS	418,136	272,855	272,855	-	-145,281	-145,281	-418,136
Salaries	307,181	207,574	207,574	-	-99,607	-99,607	-307,181
Salaries - Adjustments	15,516	346	346	-	-15,170	-15,170	-15,516
Salaries - Overtime	5,004	5,000	5,000	-	-4	-4	-5,004
County Match - Grp Ins - Allocated	60,000	40,500	40,500	-	-19,500	-19,500	-60,000
County Match - FICA	23,502	15,879	15,879	-	-7,623	-7,623	-23,502
401(A) Employer Contribution	6,933	3,555	3,555	-	-3,378	-3,378	-6,933
Notes: Base budget funds 3 positions							
52-PURCHASED / CONTRACTED SERVICES	196,835	180,839	180,839	-	-15,996	-15,996	-196,835
53-SUPPLIES	119,437	119,433	119,433	-	-4	-4	-119,437
54-CAPITAL OUTLAYS	216,351	154,234	154,234	-	-62,117	-62,117	-216,351
55-INTERFUND / INTERDEPARTMENTAL CHARGES	34,206	34,202	34,202	-	-4	-4	-34,206
61-OTHER FINANCING USES	193,001	143,000	143,000	-	-50,001	-50,001	-193,001
70-RETIREMENT SERVICES	31,120	31,120	31,120	-	-	-	-31,120
Base Budget (Total)	1,209,086	935,683	935,683	-	-273,403	-273,403	-1,209,086

Operating Enhancements	FY22 Budget	FY23 Requested	FY23 Recommended	FY23 Approved	Requested Change	Recommended Change	Approved Change
O1. Cost of Living Adjustment (Emergency Management (DEMA)). Salary Adjustments - funding for a 4% cost of living adjustment including associated benefits.	-	-	5,480	-	-	5,480	-
Operating Enhancements Total	-	-	5,480	-	-	5,480	-

Workforce Enhancements	FY22 Budget	FY23 Requested	FY23 Recommended	FY23 Approved	Requested Change	Recommended Change	Approved Change
W1. Existing Vacancies	-	298,859	298,859	-	298,859	298,859	-
Notes: W1 - 1 administrative specialist (CC 04410 - Emergency Management, Pos# 00167, start date 1/1/2023); 3 emergency management specialist (CC 04410 - Emergency Management, Pos# 01094, 10999 & 15620, start date 1/1/2023)							
Workforce Enhancements Total	-	298,859	298,859	-	298,859	298,859	-

Total Budget	1,209,086	1,234,542	1,240,022	-	25,456	30,936	-1,209,086
---------------------	------------------	------------------	------------------	----------	---------------	---------------	-------------------

ETHICS BOARD (00700)
General Fund (100)
 FY23 Budget Request / Recommendation Sheet

Departmental Description
 In January 1991, Dekalb County created a Board of Ethics as approved by county voters in November 1990. The Board was established in its current form in 2016 when a referendum vote approved the restructuring of the Board and the addition of a full-time Ethics Officer. By law, the Ethics Board is completely independent of the Chief Executive Officer, Board of Commissioners, and any officers or employees of Dekalb County government.

Common Object Expenditures	FY20 Actual	FY21 Actual	FY22 Budget	FY23 Requested	Requested Change	FY23 Recommended	Recommended Change
51-PERSONAL SERVICES AND EMPLOYEE BENEFITS	413,193	379,177	441,760	555,748	25.8%	565,928	28.1%
52-PURCHASED / CONTRACTED SERVICES	38,625	38,939	71,697	180,088	151.2%	180,088	151.2%
53-SUPPLIES	10,555	10,628	62,273	32,273	-48.2%	32,273	-48.2%
54-CAPITAL OUTLAYS	-	6,250	7,748	7,748	-	7,748	-
70-RETIREMENT SERVICES	-	-	86,006	86,006	-	86,006	-
Total (\$)	462,373	434,994	669,484	861,863	28.7%	872,043	30.3%

Cost Center Level Expenditures	FY20 Actual	FY21 Actual	FY22 Budget	FY23 Requested	Requested Change	FY23 Recommended	Recommended Change
00701-Ethics Board	462,373	434,994	669,484	861,863	28.7%	872,043	30.3%
Total (\$)	462,373	434,994	669,484	861,863	28.7%	872,043	30.3%

Positions	FY20 Actual	FY21 Actual	FY22 Actual	FY23 Requested	Requested Change	FY23 Recommended	Recommended Change
Filled Positions	3	3	3	4	1	4	1
Funded Positions	3	3	3	4	1	4	1

Notes: 1 new position

Departmental Notes

ETHICS BOARD (00700)
General Fund (100)
 FY23 Budget Request / Recommendation Sheet

Base Budget by Object Class/Selected Object Code		FY22 Budget	FY23 Requested	FY23 Recommended	FY23 Approved	Requested Change	Recommended Change	Approved Change
51-PERSONAL SERVICES AND EMPLOYEE BENEFITS		441,760	459,868	459,868	-	18,108	18,108	-441,760
Salaries		353,092	377,188	377,188	-	24,096	24,096	-353,092
Salaries - Adjustments		15,624	-	-	-	-15,624	-15,624	-15,624
County Match - Grp Ins - Allocated		36,000	40,500	40,500	-	4,500	4,500	-36,000
County Match - FICA		26,448	30,864	30,864	-	4,416	4,416	-26,448
401(A) Employer Contribution		10,596	11,316	11,316	-	720	720	-10,596
Notes: Base budget funds 3 positions								
52-PURCHASED / CONTRACTED SERVICES		71,697	103,884	103,884	-	32,187	32,187	-71,697
53-SUPPLIES		62,273	32,273	32,273	-	-30,000	-30,000	-62,273
54-CAPITAL OUTLAYS		7,748	7,748	7,748	-	-	-	-7,748
70-RETIREMENT SERVICES		86,006	86,006	86,006	-	-	-	-86,006
Base Budget (Total)		669,484	689,779	689,779	-	20,295	20,295	-669,484

Base Adjustments		FY22 Budget	FY23 Requested	FY23 Recommended	FY23 Approved	Requested Change	Recommended Change	Approved Change
B1.	Salary Adjustments To reinstate the previous Salary Adjustments	-	15,624	15,624	-	15,624	15,624	-
Base Adjustments Total		-	15,624	15,624	-	15,624	15,624	-

Operating Enhancements		FY22 Budget	FY23 Requested	FY23 Recommended	FY23 Approved	Requested Change	Recommended Change	Approved Change
O1.	Legal Services Anticipated Increases for Legal Services	-	76,204	76,204	-	76,204	76,204	-
O2.	Cost of Living Adjustment Cost of Living Adjustment	-	-	10,180	-	-	10,180	-
Operating Enhancements Total		-	76,204	86,384	-	76,204	86,384	-

Workforce Enhancements		FY22 Budget	FY23 Requested	FY23 Recommended	FY23 Approved	Requested Change	Recommended Change	Approved Change
W1.	New Position Requests	-	80,256	80,256	-	80,256	80,256	-
Notes: W1 1 Paralegal (cc 00701 - start date 1/1/23).								
Workforce Enhancements Total		-	80,256	80,256	-	80,256	80,256	-

Total Budget		669,484	861,863	872,043		192,379	202,559	-669,484
---------------------	--	----------------	----------------	----------------	--	----------------	----------------	-----------------

FACILITIES MANAGEMENT (01100)
General Fund (100)
 FY23 Budget Request / Recommendation Sheet

Departmental Description

The Facilities Management Department provides services through five divisions: Architectural and Engineering Services, Building Operations and Maintenance, Business Services, Environmental Services and Financial Services. County facilities supported and serviced by these five divisions include: administrative offices, fire stations, police precincts, courts, libraries, health centers, parks and recreation centers, performing arts and community centers, and senior centers. The Architectural and Engineering Division provides architectural and engineering support for master planning of existing and proposed facilities. The Building Operations and Maintenance Division is responsible for providing complete building functionality management, building repairs, and maintenance services including structural and non-structural systems, electrical, plumbing, and HVAC systems, and manages county central mail operations. The Business Division manages human resource functions and oversees administrative processes. The Environmental Services Division keeps approximately 51 county owned and leased buildings clean and free from insects, mold, asbestos, and water intrusions using multiple contractors and small number of county staff. This division also assists county departments in minor departmental moves and relocations, removal of surplus equipment and furniture, special events, and maintains a surplus warehouse. The Financial Division manages all financial activities of department budget, budget analysis, recommendations and preparation; manages contracting services and procurement.

Common Object Expenditures	FY20 Actual	FY21 Actual	FY22 Budget	FY23 Requested	Requested Change	FY23 Recommended	Recommended Change
51-PERSONAL SERVICES AND EMPLOYEE BENEFITS	3,759,292	3,668,716	4,091,357	4,140,507	1.2%	4,223,438	3.2%
52-PURCHASED / CONTRACTED SERVICES	8,524,648	9,754,967	10,475,563	9,448,815	-9.8%	9,448,807	-9.8%
53-SUPPLIES	4,305,569	3,668,824	4,460,083	4,460,083	-	4,460,083	-
55-INTERFUND / INTERDEPARTMENTAL CHARGES	278,860	327,548	383,554	383,554	-	383,554	-
57-OTHER COSTS	-	-	500,000	500,000	-	500,000	-
61-OTHER FINANCING USES	352,589	352,589	3,624,554	17,510,000	383.1%	-	-100.0%
70-RETIREMENT SERVICES	-	-	681,889	681,889	-	681,889	-
Total (\$)	17,220,959	17,772,643	24,217,000	37,124,849	53.3%	19,697,771	-18.7%

Cost Center Level Expenditures	FY20 Actual	FY21 Actual	FY22 Budget	FY23 Requested	Requested Change	FY23 Recommended	Recommended Change
01110-Facilities Management - Administration	966,884	996,015	4,767,168	19,924,810	318.0%	2,493,722	-47.7%
01120-Facilities Management - General Maintenance & Construction	7,060,483	7,352,942	10,029,092	8,409,738	-16.1%	8,412,550	-16.1%
01130-Facilities Management - Environmental Services	2,893,446	3,858,632	2,961,814	2,954,953	-0.2%	2,955,215	-0.2%
01140-Facilities Management - Utilities And Insurance	5,741,001	5,028,794	5,835,798	5,122,606	-12.2%	5,122,606	-12.2%
01160-Facilities Management - Security	-	5,666	8,416	8,416	-	8,416	-
01170-Facilities Management - Architectural & Engineering	559,145	530,595	614,712	704,325	14.6%	705,262	14.7%
Total (\$)	17,220,959	17,772,643	24,217,000	37,124,849	53.3%	19,697,771	-18.7%

Positions	FY20 Actual	FY21 Actual	FY22 Actual	FY23 Requested	Requested Change	FY23 Recommended	Recommended Change
Filled Positions	52	50	47	51	4	51	4
Funded Positions	52	52	55	51	-4	51	-4

Notes: 47 filled positions; 2 vacant positions and 2 new positions recommended

Departmental Notes

FACILITIES MANAGEMENT (01100)
General Fund (100)
 FY23 Budget Request / Recommendation Sheet

Base Budget by Object Class/Selected Object Code	FY22 Budget	FY23 Requested	FY23 Recommended	FY23 Approved	Requested Change	Recommended Change	Approved Change
51-PERSONAL SERVICES AND EMPLOYEE BENEFITS	4,091,357	3,965,616	3,970,486	-	-125,741	-120,871	-4,091,357
Salaries	2,835,736	2,920,917	2,925,374	-	85,181	89,638	-2,835,736
Salaries - Adjustments	248,974	-	-	-	-248,974	-248,974	-248,974
Salaries - Overtime	51,156	51,156	51,156	-	-	-	-51,156
County Match - Grp Ins - Reversed	14,040	14,040	14,040	-	-	-	-14,040
County Match - Grp Ins - Allocated	618,000	634,500	634,500	-	16,500	16,500	-618,000
County Match - FICA	216,498	225,203	225,527	-	8,705	9,029	-216,498
401(A) Employer Contribution	54,069	60,916	61,005	-	6,847	6,936	-54,069
Workers Compensation	48,036	48,036	48,036	-	-	-	-48,036
Allowance - Clothing	4,848	4,848	4,848	-	-	-	-4,848
Allowance - Automobile	-	6,000	6,000	-	6,000	6,000	-
52-PURCHASED / CONTRACTED SERVICES	10,475,563	9,448,815	9,448,807	-	-1,026,748	-1,026,756	-10,475,563
53-SUPPLIES	4,460,083	4,460,083	4,460,083	-	-	-	-4,460,083
55-INTERFUND / INTERDEPARTMENTAL CHARGES	383,554	383,554	383,554	-	-	-	-383,554
57-OTHER COSTS	500,000	500,000	500,000	-	-	-	-500,000
61-OTHER FINANCING USES	3,624,554	-	-	-	-3,624,554	-3,624,554	-3,624,554
70-RETIREMENT SERVICES	681,889	681,889	681,889	-	-	-	-681,889
Base Budget (Total)	24,217,000	19,439,958	19,444,820	-	-4,777,043	-4,772,181	-24,217,000

Base Adjustments	FY22 Budget	FY23 Requested	FY23 Recommended	FY23 Approved	Requested Change	Recommended Change	Approved Change
B1. Approved In-Grade Adjustment (Facilities Management - General Maintenance & Construction). Salaries Adjustments - approved in-grade adjustment for one employee.	-	4,138	4,138	-	4,138	4,138	-
B2. Approved Position at Mid-Year (Facilities Management - General Maintenance & Construction). Salaries Adjustments - position was approved at mid-year for Parks & Recreation.	-	-85,145	-85,145	-	-85,145	-85,145	-
B3. Approved In-Grade Adjustment (Facilities - Architectural & Engineering). Salaries Adjustments - approved in-grade adjustment for one employee.	-	4,138	4,138	-	4,138	4,138	-
Base Adjustments Total	-	-76,869	-76,869	-	-76,869	-76,869	-

Operating Enhancements	FY22 Budget	FY23 Requested	FY23 Recommended	FY23 Approved	Requested Change	Recommended Change	Approved Change
O1. Cost of Living Adjustment (Facilities Management - Administration). Salaries Adjustments - funding for a 4% cost of living adjustment (including associated benefits).	-	-	78,019	-	-	78,019	-
Operating Enhancements Total	-	-	78,019	-	-	78,019	-

FACILITIES MANAGEMENT (01100)
General Fund (100)
 FY23 Budget Request / Recommendation Sheet

Workforce Enhancements		FY22 Budget	FY23 Requested	FY23 Recommended	FY23 Approved	Requested Change	Recommended Change	Approved Change
W1.	Existing Vacancies	-	63,292	63,293	-	63,292	63,293	-
Notes: 1 administrative service manager (CC 01110 - Administration, Pos #999365, start date 1/1/23); 1 carpenter (CC 01120 - General Maintenance & Construction, Pos #05594, start date 5/1/23); 1 crew worker (CC 01130 - Environmental Services, Pos #02495, start date 5/1/23); 1 superintendent position transferred to Parks & Recreation (position was approved at mid-year for Parks)								
W3.	New Position Requests	-	150,686	150,727	-	150,686	150,727	-
W4.	New Position Requests	-	37,782	37,782	-	37,782	37,782	-
Notes: 1 new HVAC technician (CC 01120 - General Maintenance & Construction, start date 5/1/23) and 1 Fire maintenance coordinator (CC 01120 - General Maintenance & Construction, start date 5/1/23) recommended								
Workforce Enhancements Total		-	251,760	251,802	-	251,760	251,802	-
Total Budget		24,217,000	19,614,849	19,697,771		-4,602,152	-4,519,229	-24,217,000

FAMILY AND CHILDREN SERVICES (07400)
General Fund (100)
 FY23 Budget Request / Recommendation Sheet

Departmental Description

The Office of Child Protection (OCP) includes the following program areas: A) Child Protective Services (CPS) which handles the investigation of child abuse and/or neglect, also provides services to families in which safety threats have been identified but do not rise to the level that the child has to be removed from the home. B) Family Support- includes services to families when an investigation is not warranted. C) Permanency- includes services to children in the custody of the agency as well as their families to promote a positive permanency for the child. D). Adoption- includes identifying families that can provide permanent homes for children who cannot be safely reunited with their parents. E). Supervision of children in After-Care cases. F). Services to unaccompanied refugee minors. G) Emancipation and Independent Living services to youth who reach age 18 and opt into care. H). Development of resource homes for children. I). General Assistance - financial support services to families to prevent homelessness by providing help with rent and utilities.

The Office of Family Independence (OFI) represents a composite of functions, including the provision of financial assistance and social services to eligible DeKalb County residents, as required by law, social workers, and technical staff work within legal mandates to give assistance to eligible families, as well as recovery of fraudulent payments, and counsel families in problem areas falling within our legal mandate to accomplish the work. This program includes the following departments: 1) Temporary Assistance for Needy Families (TANF) 2) Child Care for the underemployed and TANF customers: 3) Medicaid- for the underemployed and TANF recipients, elderly and disabled as well as foster youth, medically needy and indigent pregnant women; 4) Food Stamps; 5) Employability Services and 6) General Assistance.

Common Object Expenditures	FY20 Actual	FY21 Actual	FY22 Budget	FY23 Requested	Requested Change	FY23 Recommended	Recommended Change
57-OTHER COSTS	1,278,220	1,438,220	1,598,220	1,598,220	-	1,598,220	-
Total (\$)	1,278,220	1,438,220	1,598,220	1,598,220	-	1,598,220	-

Cost Center Level Expenditures	FY20 Actual	FY21 Actual	FY22 Budget	FY23 Requested	Requested Change	FY23 Recommended	Recommended Change
07420-Family & Children Services - General Assistance	303,148	463,148	623,148	623,148	-	623,148	-
07430-Family & Children Services - Child Welfare Program	288,096	288,096	288,096	288,096	-	288,096	-
07440-Family & Children Services - Administration & Services	686,976	686,976	686,976	686,976	-	686,976	-
Total (\$)	1,278,220	1,438,220	1,598,220	1,598,220	-	1,598,220	-

Departmental Notes

As a state department, DeKalb's DFCS Office receives funding for 97% of total expenditures from the State of Georgia, and support from DeKalb County accounts for 3%.

DeKalb County has provided additional funding to DFCS for indigent burial costs starting in the 2021 budget.

FAMILY AND CHILDREN SERVICES (07400)
General Fund (100)
 FY23 Budget Request / Recommendation Sheet

Base Budget by Object Class/Selected Object Code	FY22 Budget	FY23 Requested	FY23 Recommended	FY23 Approved	Requested Change	Recommended Change	Approved Change
57-OTHER COSTS	1,598,220	1,598,220	1,598,220	-	-	-	-1,598,220
Base Budget (Total)	1,598,220	1,598,220	1,598,220	-	-	-	-1,598,220
Total Budget	1,598,220	1,598,220	1,598,220				-1,598,220

FINANCE (02100)
General Fund (100)
 FY23 Budget Request / Recommendation Sheet

Departmental Description

The Finance Department consists of the Office of the Director, Grants and Capital Division, Treasury Division, Office of the Controller, Division of Compliance, Division of Risk Management and Employee Services funded through the General Fund, and the Utility Customer Operations Division which is funded through the Water & Sewer Fund. The Office of the Director reports to the Chief Executive Officer (CEO) regarding the fiscal status of county-controlled funds and serves in an administrative and advisory capacity on related matters. The Director serves as the Chief Financial Officer to the CEO and the Board of Commissioners.

Common Object Expenditures	FY20 Actual	FY21 Actual	FY22 Budget	FY23 Requested	Requested Change	FY23 Recommended	Recommended Change
51-PERSONAL SERVICES AND EMPLOYEE BENEFITS	4,766,607	4,892,649	5,966,987	6,818,168	14.3%	6,932,005	16.2%
52-PURCHASED / CONTRACTED SERVICES	825,970	663,263	1,879,102	2,720,530	44.8%	2,050,530	9.1%
53-SUPPLIES	55,504	52,736	73,245	97,745	33.4%	97,745	33.4%
54-CAPITAL OUTLAYS	11,218	14,504	32,595	60,975	87.1%	60,975	87.1%
55-INTERFUND / INTERDEPARTMENTAL CHARGES	-37,336	28,857	-17,231	-17,231	-	-17,231	-
70-RETIREMENT SERVICES	-	-	944,339	944,339	-	944,339	-
Total (\$)	5,621,962	5,652,010	8,879,037	10,624,526	19.7%	10,068,363	13.4%

Cost Center Level Expenditures	FY20 Actual	FY21 Actual	FY22 Budget	FY23 Requested	Requested Change	FY23 Recommended	Recommended Change
02110-Finance - Office Of The Director	905,290	871,404	2,927,947	2,879,185	-1.7%	2,893,369	-1.2%
02120-Finance - Accounting Services	1,585,770	1,646,559	1,941,242	2,290,777	18.0%	2,325,315	19.8%
02122-Finance - Treasury Services	712,068	671,932	1,094,587	1,330,255	21.5%	1,344,457	22.8%
02124-Finance - Records And Microfilming	298,549	274,763	313,463	366,043	16.8%	370,398	18.2%
02134-Finance - Water Sewer Billing Resolution	896	721	-	-	-	-	-
02140-Finance - Internal Audit	285,331	336,113	330,548	348,952	5.6%	355,121	7.4%
02150-Finance - Budget & Grants	726,622	727,092	1,063,537	1,947,886	83.2%	1,297,554	22.0%
02160-Finance - Risk Management	1,107,436	1,123,426	1,207,713	1,461,429	21.0%	1,482,150	22.7%
Total (\$)	5,621,962	5,652,010	8,879,037	10,624,526	19.7%	10,068,363	13.4%

Positions	FY20 Actual	FY21 Actual	FY22 Actual	FY23 Requested	Requested Change	FY23 Recommended	Recommended Change
Filled Positions	61	60	70	74	4	74	4
Funded Positions	64	61	70	74	4	74	4

Notes: 61 filled 11 vacant 2 creations

Departmental Notes

FY23 funds department requests including contract agreements for retainer fees, supplies, computers, equipment and furniture for new hires. Also, funding related to cost of living and equity adjustments including associated benefits.

FINANCE (02100)
General Fund (100)
 FY23 Budget Request / Recommendation Sheet

Base Budget by Object Class/Selected Object Code	FY22 Budget	FY23 Requested	FY23 Recommended	FY23 Approved	Requested Change	Recommended Change	Approved Change
51-PERSONAL SERVICES AND EMPLOYEE BENEFITS	5,966,987	5,706,377	5,706,377	-	-260,610	-260,610	-5,966,987
Salaries	4,421,513	4,298,450	4,298,450	-	-123,063	-123,063	-4,421,513
Salaries - Part Time	-	41,445	41,445	-	41,445	41,445	-
Salaries - Adjustments	224,676	42,632	42,632	-	-182,044	-182,044	-224,676
Salaries - Overtime	15,528	15,528	15,528	-	-	-	-15,528
County Match - Grp Ins - Allocated	810,000	823,500	823,500	-	13,500	13,500	-810,000
County Match - FICA	331,539	326,640	326,640	-	-4,899	-4,899	-331,539
401(A) Employer Contribution	64,008	58,459	58,459	-	-5,549	-5,549	-64,008
Workers Compensation	94,719	94,719	94,719	-	-	-	-94,719
Allowance - Automobile	5,004	5,004	5,004	-	-	-	-5,004
Notes: Base budget funds 61 positions.							
52-PURCHASED / CONTRACTED SERVICES	1,879,102	1,780,610	1,780,610	-	-98,492	-98,492	-1,879,102
53-SUPPLIES	73,245	94,245	94,245	-	21,000	21,000	-73,245
54-CAPITAL OUTLAYS	32,595	50,975	50,975	-	18,380	18,380	-32,595
55-INTERFUND / INTERDEPARTMENTAL CHARGES	-17,231	-17,231	-17,231	-	-	-	17,231
70-RETIREMENT SERVICES	944,339	944,339	944,339	-	-	-	-944,339
Base Budget (Total)	8,879,037	8,559,315	8,559,315	-	-319,722	-319,722	-8,879,037

Base Adjustments	FY22 Budget	FY23 Requested	FY23 Recommended	FY23 Approved	Requested Change	Recommended Change	Approved Change
B1. In-grade adjustment (Finance - Office of the Director). Salary Adjustment - equity adjustment to bring Administrator Coordinator in line with other individuals in the same role.	-	3,432	3,432	-	3,432	3,432	-
B2. IP Service Charge (Finance - Treasury Services). Internet Services - Internet Protocol "IP" cost for additional staff.	-	606	606	-	606	606	-
Base Adjustments Total	-	4,038	4,038	-	4,038	4,038	-

Operating Enhancements	FY22 Budget	FY23 Requested	FY23 Recommended	FY23 Approved	Requested Change	Recommended Change	Approved Change
O1. Retainer Fees (Finance - Office of the Director). Other Professional Services - retainer for financial advisor PFM and contract for P-Card Administrator.	-	180,000	180,000	-	180,000	180,000	-
O2. Printing & Binding (Finance - Accounting Services). Printing Services - Annual Comprehensive Financial Report (ACFR) binding & graphics.	-	1,500	1,500	-	1,500	1,500	-
O3. Record Center (Finance - Records & Microfilming). Other Professional Services - cost to store and retrieve Courts (State & Superior Court) oldest records at an offsite facility.	-	35,000	35,000	-	35,000	35,000	-
O4. Cost of Living Adjustment (Finance - Internal Audit). Salary Adjustments - funding for a 4% cost of living adjustment including associated benefits.	-	-	6,169	-	-	6,169	-
O5. Department training (Finance - Risk Management). Training & Conferences Fees - External - mandated risk management training sessions.	-	6,328	6,328	-	6,328	6,328	-
O6. Department training (Finance - Accounting Services). Training & Conference Fees Internal - government continuing professional education (CPE) training for staff.	-	15,000	15,000	-	15,000	15,000	-
O7. Software purchase (Finance - Treasury Services). Other Professional Services - treasury compliance software purchase (Lumesis) and debt management software purchase.	-	16,500	16,500	-	16,500	16,500	-
O8. Cost of Living Adjustment (Finance - Records & Microfilming). Salary Adjustments - funding for a 4% cost of living adjustment including associated benefits.	-	-	4,355	-	-	4,355	-

FINANCE (02100)
General Fund (100)
FY23 Budget Request / Recommendation Sheet

O9.	Internet support (Finance - Budget & Grants). Internet Services - internet service to support additional staff.	-	1,286	1,286	-	1,286	1,286	-
O10.	Cost of Living Adjustment (Finance - Risk Management). Salary Adjustments - funding for a 4% cost of living adjustment including associated benefits.	-	-	20,721	-	-	20,721	-
O11.	Multifunctional copier (Finance - Office of the Director). Lease purchase of equipment - obtain a more high efficient, multi-functional copier.	-	4,000	4,000	-	4,000	4,000	-
O12.	Cost of Living Adjustment (Finance - Accounting Services). Salary Adjustments - funding for a 4% cost of living adjustment including associated benefits.	-	-	34,538	-	-	34,538	-
O13.	Cost of Living Adjustment (Finance - Accounting Services). Salary Adjustments - funding for a 4% cost of living adjustment including associated benefits.	-	-	14,202	-	-	14,202	-
O14.	Cell devices (Finance -Budget & Grants). Telephone Wireless - cellular devices to support additional staff.	-	700	700	-	700	700	-
O15.	CGFM membership (Finance - Office of the Director). Dues - Certified Governmental Financial Manager (CGFM) dues for 2 team members.	-	500	500	-	500	500	-
O16.	Department Training (Finance - Budget & Grants). Training & Conference Fees - External - training for additional staff.	-	6,000	6,000	-	6,000	6,000	-
O17.	Department training (Finance - Office of the Director). Training & Conference - External - P - Card Administrator training.	-	2,500	2,500	-	2,500	2,500	-
O18.	Computer purchases (Finance - Budget & Grants). Computer equipment - computers needed to support additional staff.	-	10,000	10,000	-	10,000	10,000	-
O19.	Department Supplies (Finance - Office of the Director). Operating supplies - supplies due to increase in staffing levels.	-	1,500	1,500	-	1,500	1,500	-
O20.	Cost of Living Adjustment (Finance - Budget & Grants). Salary Adjustments - funding for a 4% cost of living adjustment including associated benefits.	-	-	19,668	-	-	19,668	-
O21.	Subscriptions (Finance - Office of the Director). Books & Subscriptions - annual bond buyer subscription.	-	2,000	2,000	-	2,000	2,000	-
O22.	Cost of Living Adjustment (Finance - Office of the Director). Salary Adjustments - funding for a 4% cost of living adjustment including associated benefits.	-	-	14,184	-	-	14,184	-
Operating Enhancements Total		-	282,814	396,651	-	282,814	396,651	-

FINANCE (02100)
General Fund (100)
 FY23 Budget Request / Recommendation Sheet

Workforce Enhancements		FY22 Budget	FY23 Requested	FY23 Recommended	FY23 Approved	Requested Change	Recommended Change	Approved Change
W1.	Existing Vacancies	-	321,638	321,638	-	321,638	321,638	-
W2.	Existing Vacancies	-	147,933	147,933	-	147,933	147,933	-
W3.	Existing Vacancies	-	367,376	367,376	-	367,376	367,376	-
W4.	Existing Vacancies	-	69,966	69,966	-	69,966	69,966	-
Notes: W1 - 2 accounting technician, Sr (CC 02120 - Accounting Services, Pos# 00266 & 00322, start date 1/1/2023); 2 Accountant (CC 02120 -Accounting Services, Pos# 999191 & 999192, start date 1/1/2023) W2 - 1 accounting technician, Sr (CC 02122 - Treasury Services, Pos# 05383, start date 4/1/2023); 1 accountant, Sr. (CC 02122 - Accounting Services, Pos# 11494, start date 1/1/2023) W3 - 1 accountant, Sr (CC 02150 - Budget & Grants, Pos# 00489, start date 1/1/2023); 1 management analyst ii (CC 02150 - Budget & Grants, Pos# 15119, start date 1/1/2023); 1 internal auditor, principal (CC 02150 - Budget & Grants, Pos# 999190, start date 1/1/2023); 1 grants services administrator (02150 - Budget & Grants, Pos# 999193, start date 1/1/2023) W4 - 1 Payroll/Personnel Asst Lead (CC 02160 - Risk Management, Pos# 00255, start date 1/1/2023)								
W6.	New Position Requests	-	80,941	80,941	-	80,941	80,941	-
W7.	New Position Requests	-	120,504	120,504	-	120,504	120,504	-
Notes: W6: 1 grants coordinator (CC 02150 - Budget & Grants, Pos# n/a, start date 1/1/2023) W7: 1 business process consultant (CC 02160 - Risk Management, Pos# n/a, start dtae 1/1/2023)								
Workforce Enhancements Total		-	1,108,360	1,108,360	-	1,108,360	1,108,360	-
Total Budget		8,879,037	9,954,526	10,068,363		1,075,489	1,189,326	-8,879,037

FINANCE (02100)
Water & Sewer - Operating Fund (511)
 FY23 Budget Request / Recommendation Sheet

Departmental Description

The Finance Department consists of the Office of the Director, Grants and Capital Division, Treasury Division, Office of the Controller, Division of Compliance, Division of Risk Management and Employee Services funded through the General Fund, and the Utility Customer Operations Division which is funded through the Water & Sewer Fund. The Office of the Director reports to the Chief Executive Officer (CEO) regarding the fiscal status of county-controlled funds and serves in an administrative and advisory capacity on related matters. The Director serves as the Chief Financial Officer to the CEO and the Board of Commissioners.

Common Object Expenditures	FY20 Actual	FY21 Actual	FY22 Budget	FY23 Requested	Requested Change	FY23 Recommended	Recommended Change
51-PERSONAL SERVICES AND EMPLOYEE BENEFITS	6,208,126	5,987,949	7,216,603	10,166,846	40.9%	10,273,104	42.4%
52-PURCHASED / CONTRACTED SERVICES	1,964,774	2,701,605	8,780,702	10,446,461	19.0%	10,446,461	19.0%
53-SUPPLIES	61,470	30,939	138,695	145,797	5.1%	145,797	5.1%
54-CAPITAL OUTLAYS	3,062	3,062	406,157	242,576	-40.3%	242,576	-40.3%
55-INTERFUND / INTERDEPARTMENTAL CHARGES	-649	-	-	-	-	-	-
70-RETIREMENT SERVICES	-	-	892,133	892,133	-	892,133	-
Total (\$)	8,236,782	8,723,555	17,434,290	21,893,813	25.6%	22,000,071	26.2%

Cost Center Level Expenditures	FY20 Actual	FY21 Actual	FY22 Budget	FY23 Requested	Requested Change	FY23 Recommended	Recommended Change
02132-Finance-Utility Customer Operations	7,144,615	7,885,163	15,152,507	18,911,193	24.8%	18,992,111	25.3%
02134-Finance - Water Sewer Billing Resolution	1,092,167	838,392	2,281,783	2,982,620	30.7%	3,007,960	31.8%
Total (\$)	8,236,782	8,723,555	17,434,290	21,893,813	25.6%	22,000,071	26.2%

Positions	FY20 Actual	FY21 Actual	FY22 Actual	FY23 Requested	Requested Change	FY23 Recommended	Recommended Change
Filled Positions	90	103	106	89	-17	89	-17
Funded Positions	112	103	106	106	-	106	-

Notes: 17 vacant positions

Departmental Notes

FY23 funds department requests including contract agreements for retainer fees, supplies, computers, equipment and furniture for new hires. Also, funding related to cost of living and equity adjustments including associated benefits.

FINANCE (02100)
Water & Sewer - Operating Fund (511)
 FY23 Budget Request / Recommendation Sheet

Base Budget by Object Class/Selected Object Code	FY22 Budget	FY23 Requested	FY23 Recommended	FY23 Approved	Requested Change	Recommended Change	Approved Change
51-PERSONAL SERVICES AND EMPLOYEE BENEFITS	7,216,603	6,732,962	6,732,962	-	-483,641	-483,641	-7,216,603
Salaries	4,817,832	4,596,324	4,596,324	-	-221,508	-221,508	-4,817,832
Salaries - Adjustments	210,030	-	-	-	-210,030	-210,030	-210,030
Salaries - Temporary	14,544	14,550	14,550	-	6	6	-14,544
Salaries - Overtime	189,756	189,754	189,754	-	-2	-2	-189,756
County Match - Group Insurance	-	71,106	71,106	-	71,106	71,106	-
County Match - Grp Ins - Allocated	1,380,000	1,284,000	1,284,000	-	-96,000	-96,000	-1,380,000
County Match - FICA	368,565	348,652	348,652	-	-19,913	-19,913	-368,565
401(A) Employer Contribution	127,266	119,462	119,462	-	-7,804	-7,804	-127,266
Workers Compensation	107,158	107,158	107,158	-	-	-	-107,158
Allowance - Clothing	1,452	1,452	1,452	-	-	-	-1,452
TUITION REIMBURSEMENT	-	504	504	-	504	504	-
52-PURCHASED / CONTRACTED SERVICES	8,780,702	9,138,737	9,138,737	-	358,035	358,035	-8,780,702
53-SUPPLIES	138,695	138,701	138,701	-	6	6	-138,695
54-CAPITAL OUTLAYS	406,157	242,576	242,576	-	-163,581	-163,581	-406,157
70-RETIREMENT SERVICES	892,133	892,133	892,133	-	-	-	-892,133
Base Budget (Total)	17,434,290	17,145,109	17,145,109	-	-289,181	-289,181	-17,434,290

Base Adjustments	FY22 Budget	FY23 Requested	FY23 Recommended	FY23 Approved	Requested Change	Recommended Change	Approved Change
B1. Uniforms & Clothing (Finance-Utility Customer Operations). Uniforms & Clothing - for the vacant positions that will be filled in FY23 and currently filled positions - UCO county employees who have completed at least 6 months tenure receive a county shirt at approximately \$20 per shirt.	-	7,096	7,096	-	7,096	7,096	-
B2. Bank Services Charges (Finance-Utility Customer Operations). Bank service charges - extension of current Wells Fargo contract to accommodate implementation of the new enQuesta billing system - the billing and bank systems implementations cannot be done simultaneously. As a result Treasury would like to extend the current banking contract with Wells Fargo, NA to December 31, 2022.	-	300,000	300,000	-	300,000	300,000	-
B3. Telephone Services (Finance-Utility Customer Operations). Telephone Services - the average uses for Language Line increased over \$4000 in FY22.	-	4,004	4,004	-	4,004	4,004	-
B4. Postage (Finance-Utility Customer Operations). Postage - Billing is going from every 2 months, to every month on the water bills, therefore the amount double.	-	191,768	191,768	-	191,768	191,768	-
B5. Decrease Rental of Real Estate (Finance-Utility Customer Operations). Rental of Real Estate - The 12month lease is at \$15,747.30 plus utility averaging \$4396.00 per quarter. Due to the pandemic utilities have decreased.	-	-145,392	-145,392	-	-145,392	-145,392	-
B6. Cleaning Services (Finance-Utility Customer Operations). Cleaning Services - the cost for the day porter, has increase by over \$100 per month.	-	902	902	-	902	902	-
B7. Professional Services (Finance-Utility Customer Operations). Professional Services - Mailing service costs have doubled due to the monthly billing vs bimonthly billing; the cost of Adapt has increase by \$22,500.00 and the quarter support premium increased by \$346,750.	-	951,894	951,894	-	951,894	951,894	-
Base Adjustments Total	-	1,310,272	1,310,272	-	1,310,272	1,310,272	-

FINANCE (02100)
Water & Sewer - Operating Fund (511)
 FY23 Budget Request / Recommendation Sheet

Operating Enhancements		FY22 Budget	FY23 Requested	FY23 Recommended	FY23 Approved	Requested Change	Recommended Change	Approved Change
O1.	Cost of living adjustment (COLA). Funding for 4% COLA.	-	-	25,340	-	-	25,340	-
O2.	Travel Accommodations/hotel (Finance-Utility Customer Operations). Travel Accommodations/Hotel - funding increase request to match FY22 actuals.	-	4,548	4,548	-	4,548	4,548	-
O3.	Cost of living adjustment (COLA). Funding for 4% COLA.	-	-	80,918	-	-	80,918	-
Operating Enhancements Total		-	4,548	110,806	-	4,548	110,806	-

Workforce Enhancements		FY22 Budget	FY23 Requested	FY23 Recommended	FY23 Approved	Requested Change	Recommended Change	Approved Change
W1.	Existing Vacancies	-	2,614,967	2,614,967	-	2,614,967	2,614,967	-
W2.	Existing Vacancies	-	818,917	818,917	-	818,917	818,917	-
Notes:								
Workforce Enhancements Total		-	3,433,884	3,433,884	-	3,433,884	3,433,884	-

Total Budget		17,434,290	21,893,813	22,000,071		4,459,523	4,565,781	-17,434,290
---------------------	--	-------------------	-------------------	-------------------	--	------------------	------------------	--------------------

FIRE & RESCUE SERVICES (04900)
Fire Fund (270)
 FY23 Budget Request / Recommendation Sheet

Departmental Description

The DeKalb County Fire Rescue Department is a modern, all-hazard organization that provides emergency response to medical emergencies, fire emergencies, hazardous materials incidents, technical rescue, aircraft distress, tactical emergencies, and SWAT medic operations at the highest level.

Common Object Expenditures	FY20 Actual	FY21 Actual	FY22 Budget	FY23 Requested	Requested Change	FY23 Recommended	Recommended Change
51-PERSONAL SERVICES AND EMPLOYEE BENEFITS	50,663,728	47,085,194	57,737,206	60,542,199	4.9%	62,792,404	8.8%
52-PURCHASED / CONTRACTED SERVICES	1,587,273	1,240,721	2,446,153	2,719,653	11.2%	2,719,653	11.2%
53-SUPPLIES	2,768,179	2,537,651	4,054,403	3,859,403	-4.8%	3,859,402	-4.8%
54-CAPITAL OUTLAYS	203,180	239,383	236,728	386,728	63.4%	386,728	63.4%
55-INTERFUND / INTERDEPARTMENTAL CHARGES	7,124,179	9,749,283	9,851,391	14,601,391	48.2%	13,751,391	39.6%
61-OTHER FINANCING USES	1,785,835	1,745,812	6,645,903	2,145,903	-67.7%	1,745,903	-73.7%
70-RETIREMENT SERVICES	-	-	8,348,149	8,348,149	-	8,348,149	-
Total (\$)	64,132,374	62,598,044	89,319,933	92,603,426	3.7%	93,603,630	4.8%

Cost Center Level Expenditures	FY20 Actual	FY21 Actual	FY22 Budget	FY23 Requested	Requested Change	FY23 Recommended	Recommended Change
04922-Fire & Rescue Services - Training	-	18,038	19,677	19,677	-	19,677	-
04923-Fire & Rescue Services - Administration	-2,928,968	7,591	8,282	8,282	-	8,282	-
04925-Fire & Rescue Services - Operations	67,061,342	62,569,770	89,291,974	92,575,467	3.7%	93,575,671	4.8%
04930-Fire & Rescue Services - Rescue Services	-	2,645	-	-	-	-	-
Total (\$)	64,132,374	62,598,044	89,319,933	92,603,426	3.7%	93,603,630	4.8%

Positions	FY20 Actual	FY21 Actual	FY22 Actual	FY23 Requested	Requested Change	FY23 Recommended	Recommended Change
Filled Positions	692	599	740	715	-25	715	-25
Funded Positions	705	737	740	715	-25	715	-25

Notes: 101 vacant positions and 4 new positions

Departmental Notes

The Department is currently recognize by the Insurance Services Office (ISO) as being an ISO Class 2 Fire Department which places DeKalb county in the top three percent of recognized fire departments in the United States. The department provides countywide coverage with twenty six (26) fire stations and utilize 45 emergency response units strategically located across DeKalb County. Other programs provided by Fire Rescue include administration and enforcement of fire related statutes and ordinances fire investigations and educating the public on fire prevention fire safety and injury prevention.

FIRE & RESCUE SERVICES (04900)
Fire Fund (270)
 FY23 Budget Request / Recommendation Sheet

Base Budget by Object Class/Selected Object Code	FY22 Budget	FY23 Requested	FY23 Recommended	FY23 Approved	Requested Change	Recommended Change	Approved Change
51-PERSONAL SERVICES AND EMPLOYEE BENEFITS	57,737,206	52,199,861	52,263,579	-	-5,537,345	-5,473,627	-57,737,206
Salaries	39,890,246	38,511,725	38,570,381	-	-1,378,521	-1,319,865	-39,890,246
Salaries - Adjustments	3,838,482	-	-	-	-3,838,482	-3,838,482	-3,838,482
Salaries - Overtime	242,496	302,496	302,496	-	60,000	60,000	-242,496
County Match - Grp Ins - Allocated	8,439,000	8,235,000	8,235,000	-	-204,000	-204,000	-8,439,000
County Match - FICA	3,050,664	2,947,285	2,951,755	-	-103,379	-98,909	-3,050,664
County Match - Other Pension	321,192	321,192	321,192	-	-	-	-321,192
401(A) Employer Contribution	461,727	388,764	389,356	-	-72,963	-72,371	-461,727
Workers Compensation	1,396,487	1,396,487	1,396,487	-	-	-	-1,396,487
Allowance - Clothing	2,916	2,916	2,916	-	-	-	-2,916
TUITION REIMBURSEMENT	93,996	93,996	93,996	-	-	-	-93,996
Notes: Base budget funds 610 positions							
52-PURCHASED / CONTRACTED SERVICES	2,446,153	2,719,653	2,719,653	-	273,500	273,500	-2,446,153
53-SUPPLIES	4,054,403	3,859,403	3,859,402	-	-195,000	-195,001	-4,054,403
54-CAPITAL OUTLAYS	236,728	236,728	236,728	-	-	-	-236,728
55-INTERFUND / INTERDEPARTMENTAL CHARGES	9,851,391	9,851,391	9,851,391	-	-	-	-9,851,391
61-OTHER FINANCING USES	6,645,903	1,745,903	1,745,903	-	-4,900,000	-4,900,000	-6,645,903
70-RETIREMENT SERVICES	8,348,149	8,348,149	8,348,149	-	-	-	-8,348,149
Base Budget (Total)	89,319,933	78,961,088	79,024,805	-	-10,358,845	-10,295,128	-89,319,933

Base Adjustments	FY22 Budget	FY23 Requested	FY23 Recommended	FY23 Approved	Requested Change	Recommended Change	Approved Change
B1. Payroll Corrections. Payroll Corrections and balancing correction for workforce enhancements.	-	586,582	1,756,166	-	586,582	1,756,166	-
Base Adjustments Total	-	586,582	1,756,166	-	586,582	1,756,166	-

Operating Enhancements	FY22 Budget	FY23 Requested	FY23 Recommended	FY23 Approved	Requested Change	Recommended Change	Approved Change
O1. 5 Pumpers. 5 Pumpers at cost of \$850k each	-	4,750,000	3,900,000	-	4,750,000	3,900,000	-
O2. Incentives. Incentives	-	1,500,000	1,500,000	-	1,500,000	1,500,000	-
O3. Audio/Visual Equipment for Classroom. To provide monitors etc for training academy	-	150,000	150,000	-	150,000	150,000	-
O4. Cost of Living Adjustment (COLA). Cost of Living Adjustment	-	-	1,010,025	-	-	1,010,025	-
Operating Enhancements Total	-	6,400,000	6,560,025	-	6,400,000	6,560,025	-

FIRE & RESCUE SERVICES (04900)
Fire Fund (270)
 FY23 Budget Request / Recommendation Sheet

Workforce Enhancements		FY22 Budget	FY23 Requested	FY23 Recommended	FY23 Approved	Requested Change	Recommended Change	Approved Change
W1.	Existing Vacancies	-	6,065,709	6,072,587	-	6,065,709	6,072,587	-
Notes: W1 101 various Vacant Positions,								
W3.	New Position Requests	-	190,047	190,047	-	190,047	190,047	-
Notes: W1 1 Paralegal, 1 Payroll/Personnel Assistant, 1 Plumber, 1 Electrician (cc04925, Start date 4/1/23).								
Workforce Enhancements Total		-	6,255,757	6,262,634	-	6,255,757	6,262,634	-
Total Budget		89,319,933	92,203,426	93,603,630		2,883,493	4,283,697	-89,319,933

FIRE & RESCUE SERVICES (04900)
General Fund (100)
 FY23 Budget Request / Recommendation Sheet

Departmental Description

The DeKalb County Fire Rescue Department is a modern, all-hazard organization that provides emergency response to medical emergencies, fire emergencies, hazardous materials incidents, technical rescue, aircraft distress, tactical emergencies, and SWAT medic operations at the highest level.

Common Object Expenditures	FY20 Actual	FY21 Actual	FY22 Budget	FY23 Requested	Requested Change	FY23 Recommended	Recommended Change
51-PERSONAL SERVICES AND EMPLOYEE BENEFITS	1,451,783	1,752,150	3,499,694	3,896,184	11.3%	4,087,114	16.8%
52-PURCHASED / CONTRACTED SERVICES	27,656	114,120	107,900	207,900	92.7%	207,900	92.7%
53-SUPPLIES	382,213	348,930	400,000	765,912	91.5%	765,912	91.5%
54-CAPITAL OUTLAYS	20,075	147,051	99,197	99,197	-	99,197	-
55-INTERFUND / INTERDEPARTMENTAL CHARGES	48,552	4,664	18,800	518,800	2,659.6%	518,800	2,659.6%
61-OTHER FINANCING USES	-	993,295	1,083,594	1,083,600	-	1,083,600	-
70-RETIREMENT SERVICES	-	-	159,243	159,243	-	159,243	-
Total (\$)	1,930,280	3,360,210	5,368,428	6,730,836	25.4%	6,921,766	28.9%

Cost Center Level Expenditures	FY20 Actual	FY21 Actual	FY22 Budget	FY23 Requested	Requested Change	FY23 Recommended	Recommended Change
04930-Fire & Rescue Services - Rescue Services	1,930,280	3,360,210	5,368,428	6,730,836	25.4%	6,921,766	28.9%
Total (\$)	1,930,280	3,360,210	5,368,428	6,730,836	25.4%	6,921,766	28.9%

Positions	FY20 Actual	FY21 Actual	FY22 Actual	FY23 Requested	Requested Change	FY23 Recommended	Recommended Change
Filled Positions	28	18	53	58	5	58	5
Funded Positions	28	53	53	58	5	58	5

Notes: 5 new positions

Departmental Notes

The Department is currently recognize by the Insurance Services Office (ISO) as being an ISO Class 2 Fire Department which places DeKalb county in the top three percent of recognized fire departments in the United States. The department provides countywide coverage with twenty six (26) fire stations and utilize 45 emergency response units strategically located across DeKalb County. Other programs provided by Fire Rescue include administration and enforcement of fire related statutes and ordinances fire investigations and educating the public on fire prevention fire safety and injury prevention.

FIRE & RESCUE SERVICES (04900)
General Fund (100)
 FY23 Budget Request / Recommendation Sheet

Base Budget by Object Class/Selected Object Code	FY22 Budget	FY23 Requested	FY23 Recommended	FY23 Approved	Requested Change	Recommended Change	Approved Change
51-PERSONAL SERVICES AND EMPLOYEE BENEFITS	3,499,694	1,854,775	2,011,220	-	-1,644,919	-1,488,474	-3,499,694
Salaries	2,416,175	1,275,716	1,275,716	-	-1,140,459	-1,140,459	-2,416,175
Salaries - Adjustments	162,504	-	156,445	-	-162,504	-6,059	-162,504
County Match - Grp Ins - Allocated	531,000	310,500	310,500	-	-220,500	-220,500	-531,000
County Match - FICA	184,839	97,592	97,592	-	-87,247	-87,247	-184,839
401(A) Employer Contribution	72,480	38,271	38,271	-	-34,209	-34,209	-72,480
Workers Compensation	132,696	132,696	132,696	-	-	-	-132,696
Notes: Base budget funds 23 positions.							
52-PURCHASED / CONTRACTED SERVICES	107,900	107,900	107,900	-	-	-	-107,900
53-SUPPLIES	400,000	444,912	444,912	-	44,912	44,912	-400,000
54-CAPITAL OUTLAYS	99,197	99,197	99,197	-	-	-	-99,197
55-INTERFUND / INTERDEPARTMENTAL CHARGES	18,800	18,800	18,800	-	-	-	-18,800
61-OTHER FINANCING USES	1,083,594	1,083,600	1,083,600	-	6	6	-1,083,594
70-RETIREMENT SERVICES	159,243	159,243	159,243	-	-	-	-159,243
Base Budget (Total)	5,368,428	3,768,427	3,924,872	-	-1,600,001	-1,443,556	-5,368,428

Base Adjustments	FY22 Budget	FY23 Requested	FY23 Recommended	FY23 Approved	Requested Change	Recommended Change	Approved Change
B1. Uniform for Positions. Uniforms for Positions	-	21,000	21,000	-	21,000	21,000	-
Base Adjustments Total	-	21,000	21,000	-	21,000	21,000	-

Operating Enhancements	FY22 Budget	FY23 Requested	FY23 Recommended	FY23 Approved	Requested Change	Recommended Change	Approved Change
O1. Training. Training	-	100,000	100,000	-	100,000	100,000	-
O2. Vehicle Outfits. Outfits needed for the MIH-CP Vehicles	-	300,000	300,000	-	300,000	300,000	-
O3. 5 Vehicles addition for MIH-CP Program. Vehicles for Mobile Integrated Health-Comm Program	-	500,000	500,000	-	500,000	500,000	-
O4. Cost of Living Adjustment (COLA). Cost of Living Adjustment	-	-	34,485	-	-	34,485	-
Operating Enhancements Total	-	900,000	934,485	-	900,000	934,485	-

FIRE & RESCUE SERVICES (04900)
General Fund (100)
 FY23 Budget Request / Recommendation Sheet

Workforce Enhancements		FY22 Budget	FY23 Requested	FY23 Recommended	FY23 Approved	Requested Change	Recommended Change	Approved Change
W1.	Existing Vacancies	-	1,763,622	1,763,622	-	1,763,622	1,763,622	-
Notes: W1 10 EMT (cc04930, Start date 4/1/23); 20 Paramedic (cc04930, Start date 4/1/23)								
W3.	New Position Requests	-	277,786	277,786	-	277,786	277,786	-
Notes: W1 5 Licensed Practical Nurse (cc04930, Start date 4/1/23)								
Workforce Enhancements Total		-	2,041,408	2,041,408	-	2,041,408	2,041,408	-
Total Budget		5,368,428	6,730,836	6,921,766		1,362,408	1,553,338	-5,368,428

FLEET MANAGEMENT (01200)
Vehicle Maintenance Fund (611)
 FY23 Budget Request / Recommendation Sheet

Departmental Description

Comprised of six (6) Organizational Divisions: 1) Administrative Division - responsible for personnel, fuel operations and accounting functions. 2) Automotive Division - responsible for all cars and pick up trucks with gross vehicle weights of 13,000 lbs. and below, and fuel services. 3) Heavy Equipment - responsible for off-road equipment, all vehicles located at Seminole Landfill and Body Shop Services. 4) Heavy Truck Division - responsible for all trucks with a gross weight of 13,000 lbs and above, Welding Shop and Heavy Truck Lubrication Services. 5) Fire Rescue Division - responsible for Fire and Rescue vehicles and equipment with a gross weight of 13,000 lbs above. 6) Services Division - responsible for the Tire Shop and Parts Operation.

Common Object Expenditures	FY20 Actual	FY21 Actual	FY22 Budget	FY23 Requested	Requested Change	FY23 Recommended	Recommended Change
51-PERSONAL SERVICES AND EMPLOYEE BENEFITS	9,268,937	9,575,340	9,813,593	10,593,595	7.9%	10,849,119	10.6%
52-PURCHASED / CONTRACTED SERVICES	5,341,881	4,795,658	7,201,012	6,021,640	-16.4%	6,021,640	-16.4%
53-SUPPLIES	9,861,195	11,671,532	14,987,169	13,701,129	-8.6%	13,701,129	-8.6%
54-CAPITAL OUTLAYS	5,522	2,960	5,400	5,400	-	5,400	-
55-INTERFUND / INTERDEPARTMENTAL CHARGES	2,499,277	2,500,250	2,481,538	2,481,538	-	2,481,538	-
70-RETIREMENT SERVICES	1,218,096	1,295,096	1,573,624	1,573,624	-	1,573,624	-
Total (\$)	28,194,908	29,840,836	36,062,336	34,376,926	-4.7%	34,632,450	-4.0%

Cost Center Level Expenditures	FY20 Actual	FY21 Actual	FY22 Budget	FY23 Requested	Requested Change	FY23 Recommended	Recommended Change
01210-Fleet Management	28,190,184	29,828,859	36,038,715	34,353,305	-4.7%	34,608,829	-4.0%
01220-Fleet Management Motor Pool	4,725	11,977	23,621	23,621	-	23,621	-
Total (\$)	28,194,908	29,840,836	36,062,336	34,376,926	-4.7%	34,632,450	-4.0%

Positions	FY20 Actual	FY21 Actual	FY22 Actual	FY23 Requested	Requested Change	FY23 Recommended	Recommended Change
Filled Positions	130	130	132	144	12	144	12
Funded Positions	152	130	132	144	12	144	12

Notes: 127 filled and 17 vacant

Departmental Notes

Fleet Management is requesting to fill existing vacancies to handle the post pandemic workload

FLEET MANAGEMENT (01200)
Vehicle Maintenance Fund (611)
 FY23 Budget Request / Recommendation Sheet

Base Budget by Object Class/Selected Object Code	FY22 Budget	FY23 Requested	FY23 Recommended	FY23 Approved	Requested Change	Recommended Change	Approved Change
51-PERSONAL SERVICES AND EMPLOYEE BENEFITS	9,813,593	9,720,461	9,720,461	-	-93,132	-93,132	-9,813,593
Salaries	6,734,075	6,836,716	6,836,716	-	102,641	102,641	-6,734,075
Salaries - Adjustments	340,898	-	-	-	-340,898	-340,898	-340,898
Salaries - Overtime	239,748	239,748	239,748	-	-	-	-239,748
County Match - Group Insurance	37,344	37,344	37,344	-	-	-	-37,344
County Match - Grp Ins - Allocated	1,584,000	1,714,500	1,714,500	-	130,500	130,500	-1,584,000
County Match - FICA	515,160	523,009	523,009	-	7,849	7,849	-515,160
401(A) Employer Contribution	85,812	92,588	92,588	-	6,776	6,776	-85,812
Unemployment Compensation	8,987	8,987	8,987	-	-	-	-8,987
Workers Compensation	267,569	267,569	267,569	-	-	-	-267,569
52-PURCHASED / CONTRACTED SERVICES	7,201,012	6,021,640	6,021,640	-	-1,179,372	-1,179,372	-7,201,012
53-SUPPLIES	14,987,169	13,701,129	13,701,129	-	-1,286,040	-1,286,040	-14,987,169
54-CAPITAL OUTLAYS	5,400	5,400	5,400	-	-	-	-5,400
55-INTERFUND / INTERDEPARTMENTAL CHARGES	2,481,538	2,481,538	2,481,538	-	-	-	-2,481,538
70-RETIREMENT SERVICES	1,573,624	1,573,624	1,573,624	-	-	-	-1,573,624
Base Budget (Total)	36,062,336	33,503,792	33,503,792	-	-2,558,544	-2,558,544	-36,062,336

Operating Enhancements	FY22 Budget	FY23 Requested	FY23 Recommended	FY23 Approved	Requested Change	Recommended Change	Approved Change
O1. Cost of living adjustment (COLA). Funding for 4% COLA.	-	-	255,524	-	-	255,524	-
O2. Reclassify administrative coordinator position. -	-	11,000	11,000	-	11,000	11,000	-
Operating Enhancements Total	-	11,000	266,524	-	11,000	266,524	-

Workforce Enhancements	FY22 Budget	FY23 Requested	FY23 Recommended	FY23 Approved	Requested Change	Recommended Change	Approved Change
W1. Existing Vacancies	-	862,134	862,134	-	862,134	862,134	-
Notes: W1. 13 Fleet Maintenance Tech positions, Parts Technician position, Autobody Repair Technician, and two Apprentice positions (CC 01210 Fleet Management) starting on 4/1/23							
Workforce Enhancements Total	-	862,134	862,134	-	862,134	862,134	-

Total Budget	36,062,336	34,376,926	34,632,450	-	-1,685,410	-1,429,886	-36,062,336
---------------------	-------------------	-------------------	-------------------	----------	-------------------	-------------------	--------------------

G.I.S. (00800)
General Fund (100)
 FY23 Budget Request / Recommendation Sheet

Departmental Description

The Geographic Information Systems (GIS) Department is responsible for the development of an integrated GIS, allowing a large number of users broad access to our geographical data to make more informed decisions.

Common Object Expenditures	FY20 Actual	FY21 Actual	FY22 Budget	FY23 Requested	Requested Change	FY23 Recommended	Recommended Change
51-PERSONAL SERVICES AND EMPLOYEE BENEFITS	1,683,830	1,617,851	1,877,497	2,058,084	9.6%	2,095,225	11.6%
52-PURCHASED / CONTRACTED SERVICES	203,557	348,407	639,428	647,872	1.3%	646,047	1.0%
53-SUPPLIES	6,084	3,767	13,337	13,337	-	13,337	-
54-CAPITAL OUTLAYS	327,155	311,657	392,540	392,540	-	392,540	-
55-INTERFUND / INTERDEPARTMENTAL CHARGES	8,097	3,011	500	500	-	500	-
61-OTHER FINANCING USES	-	-	-	180,000	-	-	-
70-RETIREMENT SERVICES	-	-	312,440	312,440	-	312,440	-
Total (\$)	2,228,724	2,284,693	3,235,742	3,604,773	11.4%	3,460,089	6.9%

Cost Center Level Expenditures	FY20 Actual	FY21 Actual	FY22 Budget	FY23 Requested	Requested Change	FY23 Recommended	Recommended Change
00801-G.I.S.	1,312,244	1,414,862	2,239,579	2,487,435	11.1%	2,342,751	4.6%
00803-G.I.S. - Property Mapping	916,480	869,831	996,163	1,117,339	12.2%	1,117,339	12.2%
Total (\$)	2,228,724	2,284,693	3,235,742	3,604,773	11.4%	3,460,089	6.9%

Positions	FY20 Actual	FY21 Actual	FY22 Actual	FY23 Requested	Requested Change	FY23 Recommended	Recommended Change
Filled Positions	21	21	22	24	2	24	2
Funded Positions	22	21	22	24	2	24	2

Notes: 3 vacant positions

Departmental Notes

G.I.S. (00800)
General Fund (100)
 FY23 Budget Request / Recommendation Sheet

Base Budget by Object Class/Selected Object Code		FY22 Budget	FY23 Requested	FY23 Recommended	FY23 Approved	Requested Change	Recommended Change	Approved Change
51-PERSONAL SERVICES AND EMPLOYEE BENEFITS		1,877,497	1,860,453	1,860,453	-	-17,043	-17,043	-1,877,497
Salaries		1,385,068	1,409,729	1,409,729	-	24,661	24,661	-1,385,068
Salaries - Adjustments		66,960	-	-	-	-66,960	-66,960	-66,960
Salaries - Temporary		21,000	21,000	21,000	-	-	-	-21,000
County Match - Group Insurance		11,700	11,700	11,700	-	-	-	-11,700
County Match - Grp Ins - Allocated		264,000	283,500	283,500	-	19,500	19,500	-264,000
County Match - FICA		105,960	107,844	107,844	-	1,884	1,884	-105,960
401(A) Employer Contribution		12,444	16,315	16,315	-	3,871	3,871	-12,444
Workers Compensation		10,365	10,365	10,365	-	-	-	-10,365
Notes: Base budget funds 21 positions								
52-PURCHASED / CONTRACTED SERVICES		639,428	647,872	646,047	-	8,444	6,619	-639,428
53-SUPPLIES		13,337	13,337	13,337	-	-	-	-13,337
54-CAPITAL OUTLAYS		392,540	392,540	392,540	-	-	-	-392,540
55-INTERFUND / INTERDEPARTMENTAL CHARGES		500	500	500	-	-	-	-500
70-RETIREMENT SERVICES		312,440	312,440	312,440	-	-	-	-312,440
Base Budget (Total)		3,235,742	3,227,143	3,225,318	-	-8,599	-10,424	-3,235,742
Operating Enhancements		FY22 Budget	FY23 Requested	FY23 Recommended	FY23 Approved	Requested Change	Recommended Change	Approved Change
O1.	Cost of Living Adjustment Cost of Living Adjustment	-	-	37,141	-	-	37,141	-
Operating Enhancements Total		-	-	37,141	-	-	37,141	-
Workforce Enhancements		FY22 Budget	FY23 Requested	FY23 Recommended	FY23 Approved	Requested Change	Recommended Change	Approved Change
W1.	Existing Vacancies	-	48,916	48,916	-	48,916	48,916	-
W2.	Existing Vacancies	-	148,715	148,715	-	148,715	148,715	-
Notes: W1 1 Admin Specialist (cc 00801 Pos# 999409, Start date 3/1/23). W2 2 Addressing Coordinator (cc 00801, Pos# 10341 & 17223, Start date 1/1/23).								
Workforce Enhancements Total		-	197,631	197,631	-	197,631	197,631	-
Total Budget		3,235,742	3,424,773	3,460,089	-	189,031	224,347	-3,235,742

HOSPITAL (09500)
Hospital Fund (273)
 FY23 Budget Request / Recommendation Sheet

Departmental Description

From the day Grady opened in 1892, their mission has been to care for those in need. Grady improves the health of the community by providing quality, comprehensive healthcare in a compassionate, culturally competent, ethical, and fiscally responsible manner. Grady maintains its commitment to the underserved of Fulton and DeKalb counties, while also providing care for residents of metro Atlanta and Georgia. Grady leads through its clinical excellence, innovative research, and progressive medical education and training.

Common Object Expenditures	FY20 Actual	FY21 Actual	FY22 Budget	FY23 Requested	Requested Change	FY23 Recommended	Recommended Change
52-PURCHASED / CONTRACTED SERVICES	1,370	2,350	20,000	20,000	-	20,000	-
57-OTHER COSTS	12,934,952	13,311,013	16,617,952	13,417,952	-19.3%	13,417,952	-19.3%
58-DEBT SERVICES	7,445,425	2,311,158	2,687,225	2,672,748	-0.5%	2,672,748	-0.5%
Total (\$)	20,381,747	15,624,522	19,325,177	16,110,700	-16.6%	16,110,700	-16.6%

Cost Center Level Expenditures	FY20 Actual	FY21 Actual	FY22 Budget	FY23 Requested	Requested Change	FY23 Recommended	Recommended Change
09510-Hospital Fund	20,381,747	15,624,522	19,325,177	16,110,700	-16.6%	16,110,700	-16.6%
Total (\$)	20,381,747	15,624,522	19,325,177	16,110,700	-16.6%	16,110,700	-16.6%

Departmental Notes

DeKalb County contributes to Grady Memorial Hospital for the treatment of indigent DeKalb County residents. This subsidy provides for payments for the operation of Grady. Also, within this area is DeKalb County's portion of the Fulton-DeKalb Hospital Authority Series 2013 Refunding Revenue Bonds for \$41,380,000. In 2012, Fulton County refinanced their portion of the series 2003 bonds.

The \$3.2 million decrease from FY2022 to FY2023 is due to the removal of funding approved in FY2021 and FY2022 for the construction of Grady's Ponce Center.

HOSPITAL (09500)
Hospital Fund (273)
 FY23 Budget Request / Recommendation Sheet

Base Budget by Object Class/Selected Object Code	FY22 Budget	FY23 Requested	FY23 Recommended	FY23 Approved	Requested Change	Recommended Change	Approved Change
52-PURCHASED / CONTRACTED SERVICES	20,000	20,000	20,000	-	-	-	-20,000
57-OTHER COSTS	16,617,952	13,417,952	13,417,952	-	-3,200,000	-3,200,000	-16,617,952
58-DEBT SERVICES	2,687,225	2,672,748	2,672,748	-	-14,477	-14,477	-2,687,225
Base Budget (Total)	19,325,177	16,110,700	16,110,700	-	-3,214,477	-3,214,477	-19,325,177
Total Budget	19,325,177	16,110,700	16,110,700	-	-3,214,477	-3,214,477	-19,325,177

BOARD OF HEALTH (07100)
General Fund (100)
 FY23 Budget Request / Recommendation Sheet

Departmental Description

The FY2020 budget request supports workforce development, which includes recruitment and retention, fiscal sustainability and programs and services to promote healthy, thriving children within the county. Environmental Health provides services designed to protect the community from potential public health threats. Some of the services/activities include: review and inspection of food service plans, swimming pool plans, hotel/motel plans and septic system plans; food borne illness surveillance; prevention activities for West Nile Virus, rabies and lead poisoning. The Community Health and Prevention Services (CHAPS) division works to improve the health and well being of the citizens in the county. The emphasis is on prevention, working with others to address the health care needs of the county. CHAPS offers a variety of health care services including clinical care and outreach and case management. Services include child and youth programs, dental, HIV/AIDS, refugee, and Immunization.

Common Object Expenditures	FY20 Actual	FY21 Actual	FY22 Budget	FY23 Requested	Requested Change	FY23 Recommended	Recommended Change
57-OTHER COSTS	4,890,012	5,120,763	5,720,763	5,720,763	-	5,720,763	-
Total (\$)	4,890,012	5,120,763	5,720,763	5,720,763	-	5,720,763	-

Cost Center Level Expenditures	FY20 Actual	FY21 Actual	FY22 Budget	FY23 Requested	Requested Change	FY23 Recommended	Recommended Change
07101-Board Of Health - County Contribution	4,890,012	5,120,763	5,720,763	5,720,763	-	5,720,763	-
Total (\$)	4,890,012	5,120,763	5,720,763	5,720,763	-	5,720,763	-

Positions	FY20 Actual	FY21 Actual	FY22 Actual	FY23 Requested	Requested Change	FY23 Recommended	Recommended Change
Filled Positions	-	-	-		-		-
Funded Positions	-	-	-		-		-

Notes:

Departmental Notes

County funding for the Board of Health in FY2019 is requested at \$4.9M, or 11.92% of the Board's total budget.

BOARD OF HEALTH (07100)
General Fund (100)
 FY23 Budget Request / Recommendation Sheet

Base Budget by Object Class/Selected Object Code	FY22 Budget	FY23 Requested	FY23 Recommended	FY23 Approved	Requested Change	Recommended Change	Approved Change
57-OTHER COSTS	5,720,763	5,720,763	5,720,763	-	-	-	-5,720,763
Base Budget (Total)	5,720,763	5,720,763	5,720,763	-	-	-	-5,720,763
Total Budget	5,720,763	5,720,763	5,720,763				-5,720,763

FUND COST CENTERS (10000)
Hotel/Motel Tax Fund (275)
 FY23 Budget Request / Recommendation Sheet

Departmental Description

Fund Cost Centers (10000) is the department designation used for various budgets that are not associated with a single department.

This designation is used for the Hotel/Motel Tax and the Rental Motor Vehicle Tax.

Common Object Expenditures	FY20 Actual	FY21 Actual	FY22 Budget	FY23 Requested	Requested Change	FY23 Recommended	Recommended Change
57-OTHER COSTS	560,566	877,084	1,937,769	1,920,000	-0.9%	1,920,000	-0.9%
61-OTHER FINANCING USES	969,694	1,490,601	2,906,652	2,880,000	-0.9%	2,880,000	-0.9%
Total (\$)	1,530,260	2,367,686	4,844,421	4,800,000	-0.9%	4,800,000	-0.9%

Cost Center Level Expenditures	FY20 Actual	FY21 Actual	FY22 Budget	FY23 Requested	Requested Change	FY23 Recommended	Recommended Change
10275-Hotel / Motel Tax Fund	1,530,260	2,367,686	4,844,421	4,800,000	-0.9%	4,800,000	-0.9%
Total (\$)	1,530,260	2,367,686	4,844,421	4,800,000	-0.9%	4,800,000	-0.9%

Departmental Notes

FUND COST CENTERS (10000)
Hotel/Motel Tax Fund (275)
 FY23 Budget Request / Recommendation Sheet

Base Budget by Object Class/Selected Object Code	FY22 Budget	FY23 Requested	FY23 Recommended	FY23 Approved	Requested Change	Recommended Change	Approved Change
57-OTHER COSTS	1,937,769	1,937,769	1,937,769	-	-	-	-1,937,769
61-OTHER FINANCING USES	2,906,652	2,906,652	2,906,652	-	-	-	-2,906,652
Base Budget (Total)	4,844,421	4,844,421	4,844,421	-	-	-	-4,844,421

Base Adjustments	FY22 Budget	FY23 Requested	FY23 Recommended	FY23 Approved	Requested Change	Recommended Change	Approved Change
B1. Reductions based on projected revenue. Reductions based on projected revenue.	-	-44,421	-44,421	-	-44,421	-44,421	-
Base Adjustments Total	-	-44,421	-44,421	-	-44,421	-44,421	-

FUND COST CENTERS (10000)
Hotel/Motel Tax Fund (275)
FY23 Budget Request / Recommendation Sheet

Total Budget	4,844,421	4,800,000	4,800,000		-44,421	-44,421	-4,844,421
--------------	-----------	-----------	-----------	--	---------	---------	------------

HUMAN RESOURCES & MERIT SYSTEM (01500)
General Fund (100)
 FY23 Budget Request / Recommendation Sheet

Departmental Description

The Human Resources Department contributes to the County's efforts to operate a financially sound and efficient government in order to provide the best level of service. HR strives to be a forward looking, strategic business partner that maximizes the effectiveness of the human capital. By attracting, retaining, and developing a diverse and competent workforce, County agencies are able to achieve their business needs. HR has oversight responsibility for organization and employee development; employee and management relations; policy development and administration; employee information systems and data management; occupational compliance; and provides operational department support to include recruitment and selection, classification and compensation, performance management, etc.

Common Object Expenditures	FY20 Actual	FY21 Actual	FY22 Budget	FY23 Requested	Requested Change	FY23 Recommended	Recommended Change
51-PERSONAL SERVICES AND EMPLOYEE BENEFITS	2,954,233	2,937,713	3,652,664	4,123,147	12.9%	4,196,675	14.9%
52-PURCHASED / CONTRACTED SERVICES	552,029	517,580	1,235,498	1,202,323	-2.7%	1,206,839	-2.3%
53-SUPPLIES	12,228	7,019	25,480	25,480	-	25,480	-
54-CAPITAL OUTLAYS	227	-	-	-	-	-	-
55-INTERFUND / INTERDEPARTMENTAL CHARGES	2,029	3,490	3,299	3,299	-	3,299	-
70-RETIREMENT SERVICES	-	-	525,863	525,863	-	525,863	-
Total (\$)	3,520,746	3,465,802	5,442,804	5,880,112	8.0%	5,958,156	9.5%

Cost Center Level Expenditures	FY20 Actual	FY21 Actual	FY22 Budget	FY23 Requested	Requested Change	FY23 Recommended	Recommended Change
01510-Human Resources & Merit System	2,687,422	2,627,603	4,072,759	4,499,892	10.5%	4,577,936	12.4%
01520-Human Resources & Merit System -Employee Health Clinic	450,221	414,834	715,617	694,237	-3.0%	694,237	-3.0%
01525-Human Resources & Merit System - Training & Development	383,103	423,365	654,428	685,983	4.8%	685,983	4.8%
Total (\$)	3,520,746	3,465,802	5,442,804	5,880,112	8.0%	5,958,156	9.5%

Positions	FY20 Actual	FY21 Actual	FY22 Actual	FY23 Requested	Requested Change	FY23 Recommended	Recommended Change
Filled Positions	34	37	39	41	2	41	2
Funded Positions	35	37	39	41	2	41	2

Notes: 4 vacant positions

Departmental Notes

HUMAN RESOURCES & MERIT SYSTEM (01500)
General Fund (100)
 FY23 Budget Request / Recommendation Sheet

Base Budget by Object Class/Selected Object Code		FY22 Budget	FY23 Requested	FY23 Recommended	FY23 Approved	Requested Change	Recommended Change	Approved Change
51-PERSONAL SERVICES AND EMPLOYEE BENEFITS		3,652,664	3,760,179	3,760,179	-	107,515	107,515	-3,652,664
Salaries		2,568,025	2,723,597	2,723,597	-	155,572	155,572	-2,568,025
Salaries - Part Time		36,000	36,000	36,000	-	-	-	-36,000
Salaries - Adjustments		330,120	218,920	218,920	-	-111,200	-111,200	-330,120
Salaries - Temporary		2,232	2,232	2,232	-	-	-	-2,232
County Match - Grp Ins - Allocated		453,000	499,500	499,500	-	46,500	46,500	-453,000
County Match - FICA		194,745	208,675	208,675	-	13,930	13,930	-194,745
401(A) Employer Contribution		42,504	45,217	45,217	-	2,713	2,713	-42,504
Workers Compensation		20,038	20,038	20,038	-	-	-	-20,038
Allowance - Automobile		6,000	6,000	6,000	-	-	-	-6,000
Notes: Base Budget funds 37 positions								
52-PURCHASED / CONTRACTED SERVICES		1,235,498	1,202,323	1,206,839	-	-33,175	-28,659	-1,235,498
53-SUPPLIES		25,480	25,480	25,480	-	-	-	-25,480
55-INTERFUND / INTERDEPARTMENTAL CHARGES		3,299	3,299	3,299	-	-	-	-3,299
70-RETIREMENT SERVICES		525,863	525,863	525,863	-	-	-	-525,863
Base Budget (Total)		5,442,804	5,517,144	5,521,660	-	74,340	78,856	-5,442,804

Operating Enhancements		FY22 Budget	FY23 Requested	FY23 Recommended	FY23 Approved	Requested Change	Recommended Change	Approved Change
O1.	Cost of Living Adjustment Cost of Living Adjustment	-	-	73,528	-	-	73,528	-
Operating Enhancements Total		-	-	73,528	-	-	73,528	-

Workforce Enhancements		FY22 Budget	FY23 Requested	FY23 Recommended	FY23 Approved	Requested Change	Recommended Change	Approved Change
W1.	Existing Vacancies	-	362,968	362,968	-	362,968	362,968	-
Notes: W1 1 HR Generalist Senior (cc01510, Pos# 999226, Start date 1/1/23); 1 Business Analyst (cc01510, Pos# 999383, Start date 1/1/23); 2 HR Generalist (cc01510, Pos# 999385, Start date 1/1/23).								
Workforce Enhancements Total		-	362,968	362,968	-	362,968	362,968	-

Total Budget	5,442,804	5,880,112	5,958,156	-	437,308	515,352	-5,442,804
---------------------	------------------	------------------	------------------	----------	----------------	----------------	-------------------

HUMAN SERVICES (07500)
General Fund (100)
 FY23 Budget Request / Recommendation Sheet

Departmental Description

The department of Human Services consists of five units: Office of Aging, Human Services Administration, Office of Youth Services, Lou Walker Senior Center and Central DeKalb Senior Center. The Office of Aging coordinates and collaborates with seniors, elected officials, other County departments, service providers, the business community, civic organizations and faith based organizations to assure a continuum of exceptional services for DeKalb County's diverse senior population and to promote the highest quality of life for the senior population of DeKalb. The Central DeKalb Senior Center was created for older adults 62 and above and is approximately 17,000 square feet. The Lou Walker Senior Center was created for active older adults 55 and older. It's "multipurpose" fee based membership community devoted to extending the vibrancy and productivity of the growing "baby boomer" population. The center is designed operationally into four main "corridors" of activity and programming: Sports & Fitness; Technology; Lifelong Learning and Safety and Defense. Compliant with the Older Americans Act of 1965, the center is utilized as a model of "world class" programming and customer service innovations with measurable results that can be replicated throughout the Human Services network of service centers for senior citizens. The Office of Youth Services (OYS) is the centralized office whereby children, youth, parents and community stakeholders can access new and existing signature youth programs and initiatives. OYS works to strengthen programs that ensure the development of well-rounded children and youth in the areas of wellness, entertainment, leadership development and a host of other areas as well. The Human Services Administration's primary focus is grants management of the Human Services Grants program. The division oversees and monitors over 48 nonprofit grants to providers from domestic violence to youth services and a number of other disciplines.

Common Object Expenditures	FY20 Actual	FY21 Actual	FY22 Budget	FY23 Requested	Requested Change	FY23 Recommended	Recommended Change
51-PERSONAL SERVICES AND EMPLOYEE BENEFITS	2,866,864	2,790,530	3,438,308	4,498,399	30.8%	4,423,624	28.7%
52-PURCHASED / CONTRACTED SERVICES	1,125,623	1,147,553	1,820,018	1,622,312	-10.9%	1,622,312	-10.9%
53-SUPPLIES	247,031	271,880	577,612	833,956	44.4%	833,956	44.4%
54-CAPITAL OUTLAYS	170	170	25,000	25,000	-	25,000	-
55-INTERFUND / INTERDEPARTMENTAL CHARGES	16,299	50,322	59,257	62,365	5.2%	62,365	5.2%
61-OTHER FINANCING USES	1,497,808	850,000	1,467,808	1,906,793	29.9%	1,906,793	29.9%
70-RETIREMENT SERVICES	-	-	549,297	549,297	-	549,297	-
Total (\$)	5,753,795	5,110,455	7,937,300	9,498,122	19.7%	9,423,347	18.7%

Cost Center Level Expenditures	FY20 Actual	FY21 Actual	FY22 Budget	FY23 Requested	Requested Change	FY23 Recommended	Recommended Change
07510-Human Services - Administration	1,685,179	1,108,966	2,969,922	4,111,053	38.4%	4,039,120	36.0%
07520-Human Services - Lou Walker Senior Center	1,185,196	1,104,223	1,335,846	1,280,556	-4.1%	1,279,772	-4.2%
07530-Human Services - Office Of Aging	1,467,143	1,514,424	1,665,447	2,083,993	25.1%	2,083,066	25.1%
07531-Human Services - South DeKalb Senior Center	118,140	108,639	138,718	138,718	-	138,718	-
07532-Human Services - North DeKalb Senior Center	85,977	79,942	93,500	93,500	-	93,500	-
07533-Human Services - Lithonia Senior Center	61,234	65,322	75,879	75,879	-	75,879	-
07534-Human Services - DeKalb Atlanta Senior Center	53,504	64,455	72,449	72,449	-	72,449	-
07540-Human Services - Central Center	471,064	471,026	648,947	614,670	-5.3%	614,140	-5.4%
07550-Office Of Youth Services	626,359	593,458	728,692	819,404	12.4%	818,801	12.4%
CC_07535	-	-	207,900	207,900	-	207,900	-
Total (\$)	5,753,795	5,110,455	7,937,300	9,498,122	19.7%	9,423,347	18.7%

Positions	FY20 Actual	FY21 Actual	FY22 Actual	FY23 Requested	Requested Change	FY23 Recommended	Recommended Change
Filled Positions	39	38	45	57	12	57	12
Funded Positions	39	38	45	57	12	57	12

Notes: 43 filled positions, 7 existing vacant positions, 5 new positions.

Departmental Notes

FY23 department budget funds a cost of living adjustment, new and vacant positions.

HUMAN SERVICES (07500)
General Fund (100)
 FY23 Budget Request / Recommendation Sheet

Base Budget by Object Class/Selected Object Code	FY22 Budget	FY23 Requested	FY23 Recommended	FY23 Approved	Requested Change	Recommended Change	Approved Change
51-PERSONAL SERVICES AND EMPLOYEE BENEFITS	3,438,308	3,551,923	3,547,813	-	113,615	109,505	-3,438,308
Salaries	2,561,571	2,684,947	2,681,179	-	123,376	119,608	-2,561,571
Salaries - Adjustments	108,048	108,048	108,048	-	-	-	-108,048
County Match - Group Insurance	948	948	948	-	-	-	-948
County Match - Grp Ins - Allocated	532,000	526,500	526,500	-	-5,500	-5,500	-532,000
County Match - FICA	195,954	189,494	189,206	-	-6,460	-6,748	-195,954
401(A) Employer Contribution	33,937	36,136	36,082	-	2,199	2,145	-33,937
Workers Compensation	5,850	5,850	5,850	-	-	-	-5,850
Notes: Base budget funds 41 positions.							
52-PURCHASED / CONTRACTED SERVICES	1,820,018	1,622,312	1,622,312	-	-197,706	-197,706	-1,820,018
53-SUPPLIES	577,612	605,764	605,764	-	28,152	28,152	-577,612
54-CAPITAL OUTLAYS	25,000	25,000	25,000	-	-	-	-25,000
55-INTERFUND / INTERDEPARTMENTAL CHARGES	59,257	62,365	62,365	-	3,108	3,108	-59,257
61-OTHER FINANCING USES	1,467,808	1,467,808	1,467,808	-	-	-	-1,467,808
70-RETIREMENT SERVICES	549,297	549,297	549,297	-	-	-	-549,297
Base Budget (Total)	7,937,300	7,884,469	7,880,359	-	-52,831	-56,941	-7,937,300

Operating Enhancements	FY22 Budget	FY23 Requested	FY23 Recommended	FY23 Approved	Requested Change	Recommended Change	Approved Change
O1. Transfer to Grants. Senior center meals and FTA 5130 funds match.	-	438,985	438,985	-	438,985	438,985	-
O2. Operating Expenses. East Central DeKalb Senior and Community Center operation expenses.	-	228,192	228,192	-	228,192	228,192	-
O3. Tuition Reimbursement. Employee education incentive.	-	10,000	10,000	-	10,000	10,000	-
O4. Cost of living adjustment (COLA). Funding for 4% COLA.	-	-	69,751	-	-	69,751	-
Operating Enhancements Total	-	677,177	746,928	-	677,177	746,928	-

HUMAN SERVICES (07500)
General Fund (100)
 FY23 Budget Request / Recommendation Sheet

Workforce Enhancements		FY22 Budget	FY23 Requested	FY23 Recommended	FY23 Approved	Requested Change	Recommended Change	Approved Change
W1.	Existing Vacancies	-	203,724	203,724	-	203,724	203,724	-
W2.	Existing Vacancies	-	221,811	221,811	-	221,811	221,811	-
W3.	Existing Vacancies	-	59,432	59,432	-	59,432	59,432	-
Notes: W1 - W3 - 2 special projects coordinator (CC 07510 - Administration, Pos #10786, Pos #999322, start date 1/1/23), 1 human services administrator (CC 07510 - Administrator, Pos #15784, start date 1/1/23, 1 project monitor (CC 07530 - Office of Aging, Pos #00562, start date 4/1/23), 1 accountant senior (CC 0730 - Office of Aging, Pos #10053, start date 4/1/23), 1 case manage (CC 07530 - Office of Aging, Pos #999308, start date 4/1/23). 1 customer care rep senior (CC 07530, Pos #999321, start date 4/1/23), 1 youth services coordinator (CC 07550 - Office of Youth Services, Pos #05247, start date 4/1/23).								
W5.	New Position Requests	-	411,804	311,093	-	411,804	311,093	-
Notes: W5 - 1 office assistant (CC 07510 - Administration, start date 2/1/23), 1 senior center events coordinator (CC 07510 - Administration, start date 2/1/23), 1 program coordinator, senior services (CC 07510 - Administration, start date 2/1/23), 1 facilities coordinator (CC 07510 - Administration, start date 2/1/23), 1 senior case manager (CC 07510 - Administration, start date 2/1/23).								
Workforce Enhancements Total		-	896,771	796,060	-	896,771	796,060	-
Total Budget		7,937,300	9,458,417	9,423,347		1,521,117	1,486,047	-7,937,300

INTERNAL AUDIT OFFICE (00500)
General Fund (100)
 FY23 Budget Request / Recommendation Sheet

Departmental Description

The Office of Independent Internal Audit (OIIA), established in 2015, consists of the Chief Audit Executive (CAE) and those assistants, employees, and personnel as deemed necessary by the CAE for the efficient and effective administration of the affairs of the office, and over whom the CAE has the sole authority to appoint, employ, and remove. The OIIA has the authority to conduct financial and performance audits of departments, offices, boards, activities, agencies, and programs of the county, to independently and objectively determine and assess compliance, governance, fiscal adherence, efficiency, effectiveness, and equity in government. The OIIA is completely independent and not subject to control or supervision of the Chief Executive Officer, the Board of Commission, or any other official, employee, department, or agency of the county government.

Common Object Expenditures	FY20 Actual	FY21 Actual	FY22 Budget	FY23 Requested	Requested Change	FY23 Recommended	Recommended Change
51-PERSONAL SERVICES AND EMPLOYEE BENEFITS	1,446,350	1,367,556	1,820,854	1,858,982	2.1%	1,771,795	-2.7%
52-PURCHASED / CONTRACTED SERVICES	163,288	165,580	223,334	224,505	0.5%	224,005	0.3%
53-SUPPLIES	3,918	6,917	10,000	10,000	-	10,000	-
54-CAPITAL OUTLAYS	2,550	340	55,500	55,500	-	55,500	-
57-OTHER COSTS	3,656	-	11,000	11,000	-	11,000	-
70-RETIREMENT SERVICES	-	-	213,253	213,253	-	213,253	-
Total (\$)	1,619,763	1,540,394	2,333,941	2,373,240	1.7%	2,285,553	-2.1%

Cost Center Level Expenditures	FY20 Actual	FY21 Actual	FY22 Budget	FY23 Requested	Requested Change	FY23 Recommended	Recommended Change
00510-Internal Audit Office	1,619,763	1,540,394	2,333,941	2,373,240	1.7%	2,285,553	-2.1%
Total (\$)	1,619,763	1,540,394	2,333,941	2,373,240	1.7%	2,285,553	-2.1%

Positions	FY20 Actual	FY21 Actual	FY22 Actual	FY23 Requested	Requested Change	FY23 Recommended	Recommended Change
Filled Positions	14	12	16	16	-	16	-
Funded Positions	16	16	16	16	-	16	-

Notes: 5 vacant positions

Departmental Notes

INTERNAL AUDIT OFFICE (00500)
General Fund (100)
 FY23 Budget Request / Recommendation Sheet

Base Budget by Object Class/Selected Object Code		FY22 Budget	FY23 Requested	FY23 Recommended	FY23 Approved	Requested Change	Recommended Change	Approved Change
51-PERSONAL SERVICES AND EMPLOYEE BENEFITS		1,820,854	1,254,602	1,263,527	-	-566,252	-557,327	-1,820,854
Salaries		1,436,698	1,001,815	1,001,815	-	-434,883	-434,883	-1,436,698
Salaries - Adjustments		41,784	-	8,925	-	-41,784	-32,859	-41,784
County Match - Grp Ins - Allocated		192,000	148,500	148,500	-	-43,500	-43,500	-192,000
County Match - FICA		108,108	76,639	76,639	-	-31,469	-31,469	-108,108
401(A) Employer Contribution		36,264	21,648	21,648	-	-14,616	-14,616	-36,264
Allowance - Automobile		6,000	6,000	6,000	-	-	-	-6,000
Notes: Base budget funds 11 positions								
52-PURCHASED / CONTRACTED SERVICES		223,334	224,005	224,005	-	671	671	-223,334
53-SUPPLIES		10,000	10,000	10,000	-	-	-	-10,000
54-CAPITAL OUTLAYS		55,500	55,500	55,500	-	-	-	-55,500
57-OTHER COSTS		11,000	11,000	11,000	-	-	-	-11,000
70-RETIREMENT SERVICES		213,253	213,253	213,253	-	-	-	-213,253
Base Budget (Total)		2,333,941	1,768,360	1,777,285	-	-565,581	-556,656	-2,333,941

Base Adjustments		FY22 Budget	FY23 Requested	FY23 Recommended	FY23 Approved	Requested Change	Recommended Change	Approved Change
B1.	Payroll Corrections The variance between CV360 and PBCS report	-	145,304	22,247	-	145,304	22,247	-
Base Adjustments Total		-	145,304	22,247	-	145,304	22,247	-

Operating Enhancements		FY22 Budget	FY23 Requested	FY23 Recommended	FY23 Approved	Requested Change	Recommended Change	Approved Change
O1.	Cost of Living Adjustment Cost of Living Adjustment	-	-	26,945	-	-	26,945	-
Operating Enhancements Total		-	-	26,945	-	-	26,945	-

Workforce Enhancements		FY22 Budget	FY23 Requested	FY23 Recommended	FY23 Approved	Requested Change	Recommended Change	Approved Change
W1.	Existing Vacancies	-	459,076	459,076	-	459,076	459,076	-
Notes: W1 1 Internal Audit Manager (cc 00510 - Pos# 15608, Start date 6/1/23); 1 Internal Audit IT Principal (cc 00510 - Pos# 15631, Start date 6/1/23); 1 Internal Auditor (cc 00510 - Pos# 15636, Start date 6/1/23); 1 Deputy Chief Audit Executive (cc 00510 - Pos# 16213, Start date 6/1/23); 1 Chief Audit Executive (cc 00510 - Pos# 17217, Start date 6/1/23).								
Workforce Enhancements Total		-	459,076	459,076	-	459,076	459,076	-

Total Budget		2,333,941	2,372,740	2,285,553	-	38,799	-48,388	-2,333,941
---------------------	--	------------------	------------------	------------------	----------	---------------	----------------	-------------------

DEPARTMENT OF INFORMATION TECHNOLOGY (01600)
General Fund (100)
 FY23 Budget Request / Recommendation Sheet

Departmental Description
 Dekalb County's Department of Innovation and Technology (DoIT) provides executive-level leadership for the county's IT strategic planning, delivers technology services to county departments and agencies, and coordinates information technology initiatives across the organization to support, enhance and advance citizen service delivery through innovative business process review and applied technologies.

Common Object Expenditures	FY20 Actual	FY21 Actual	FY22 Budget	FY23 Requested	Requested Change	FY23 Recommended	Recommended Change
51-PERSONAL SERVICES AND EMPLOYEE BENEFITS	7,624,605	7,793,104	8,780,974	10,265,962	16.9%	10,514,066	19.7%
52-PURCHASED / CONTRACTED SERVICES	14,195,257	15,794,519	25,424,922	32,962,060	29.6%	32,962,060	29.6%
53-SUPPLIES	101,879	152,918	141,186	131,186	-7.1%	131,186	-7.1%
54-CAPITAL OUTLAYS	-2,680	1,438,838	1,204,806	1,204,806	-	1,204,806	-
55-INTERFUND / INTERDEPARTMENTAL CHARGES	32,819	38,570	34,306	34,306	-	34,306	-
61-OTHER FINANCING USES	80,000	605,000	8,625,000	12,605,000	46.1%	1,865,000	-78.4%
70-RETIREMENT SERVICES	-	-	1,559,780	1,559,780	-	1,559,780	-
Total (\$)	22,031,880	25,822,949	45,770,974	58,763,100	28.4%	48,271,204	5.5%

Cost Center Level Expenditures	FY20 Actual	FY21 Actual	FY22 Budget	FY23 Requested	Requested Change	FY23 Recommended	Recommended Change
01605-Department Of Information Technology	22,031,804	25,572,928	45,770,974	58,763,100	28.4%	48,271,204	5.5%
01620-Department Of Information Technology - Communications	76	250,021	-	-	-	-	-
Total (\$)	22,031,880	25,822,949	45,770,974	58,763,100	28.4%	48,271,204	5.5%

Positions	FY20 Actual	FY21 Actual	FY22 Actual	FY23 Requested	Requested Change	FY23 Recommended	Recommended Change
Filled Positions	80	81	84	96	12	96	12
Funded Positions	80	84	84	96	12	96	12

Notes: 4 vacant positions and 10 new positions

Departmental Notes

DEPARTMENT OF INFORMATION TECHNOLOGY (01600)
General Fund (100)
 FY23 Budget Request / Recommendation Sheet

Base Budget by Object Class/Selected Object Code	FY22 Budget	FY23 Requested	FY23 Recommended	FY23 Approved	Requested Change	Recommended Change	Approved Change
51-PERSONAL SERVICES AND EMPLOYEE BENEFITS	8,780,974	9,110,522	9,172,788	-	329,548	391,814	-8,780,974
Salaries	6,818,249	7,027,240	7,027,240	-	208,991	208,991	-6,818,249
Salaries - Adjustments	355,552	355,552	417,818	-	-	62,266	-355,552
County Match - Grp Ins - Allocated	1,008,000	1,107,000	1,107,000	-	99,000	99,000	-1,008,000
County Match - FICA	519,960	537,954	537,954	-	17,994	17,994	-519,960
401(A) Employer Contribution	77,820	81,383	81,383	-	3,563	3,563	-77,820
Workers Compensation	1,393	1,393	1,393	-	-	-	-1,393
Notes: Base budget funds 82 positions.							
52-PURCHASED / CONTRACTED SERVICES	25,424,922	24,901,060	24,901,060	-	-523,862	-523,862	-25,424,922
53-SUPPLIES	141,186	131,186	131,186	-	-10,000	-10,000	-141,186
54-CAPITAL OUTLAYS	1,204,806	1,204,806	1,204,806	-	-	-	-1,204,806
55-INTERFUND / INTERDEPARTMENTAL CHARGES	34,306	34,306	34,306	-	-	-	-34,306
61-OTHER FINANCING USES	8,625,000	1,865,000	1,865,000	-	-6,760,000	-6,760,000	-8,625,000
70-RETIREMENT SERVICES	1,559,780	1,559,780	1,559,780	-	-	-	-1,559,780
Base Budget (Total)	45,770,974	38,806,660	38,868,926	-	-6,964,314	-6,902,048	-45,770,974

Base Adjustments		FY22 Budget	FY23 Requested	FY23 Recommended	FY23 Approved	Requested Change	Recommended Change	Approved Change
B1.	AppleOne Staffing Augmentation Desktop Tech staff Augmentation	-	120,000	120,000	-	120,000	120,000	-
B2.	Professional Expenses for 6 Project Managers Support for new Projects being requested	-	1,320,000	1,320,000	-	1,320,000	1,320,000	-
B3.	Increase IT Professional Svcs from 2022 to 2023 Support for CV360 and Cloud Financial Migration	-	556,000	556,000	-	556,000	556,000	-
B4.	Layer 3 Security Managed Services Managed Security services for 7x24x365 monitoring and support	-	450,000	450,000	-	450,000	450,000	-
B5.	Dell SCCM Deployment SOW Consulting Services for SCCM and computer imaging required to secure the Enterprise	-	125,000	125,000	-	125,000	125,000	-
B6.	Woolpert Cityworks Maintenance AMS Support needed for new City Works expansion for Facilities	-	25,000	25,000	-	25,000	25,000	-
B7.	Engagifii Legislative Tracking - Unlimited Users Subscription fee for BOC Legislative Tracking that roles into DoIT maintenance budget	-	8,000	8,000	-	8,000	8,000	-
B8.	2% increase in Maintenance and Support Contracts not specifically identified Annual increase in overall M&R Contracts	-	402,000	402,000	-	402,000	402,000	-
B9.	Comcast Lit Fiber Increase because of new and relocated facilities throughout the county	-	150,000	150,000	-	150,000	150,000	-
B10.	Microsoft EA Licenses Increase because of new licenses, features and security	-	600,000	600,000	-	600,000	600,000	-
B11.	Disaster Recovery Increase in CommVault and Azure DR services	-	25,000	25,000	-	25,000	25,000	-
B12.	Idera Uptime Increased cost and increase hardware coverage required for system monitoring/cyber	-	35,000	35,000	-	35,000	35,000	-
B13.	Layer 3 annual maintenance and support Increase in coverage cost for infrastructure and services (Cyber Security Monitoring)	-	200,000	200,000	-	200,000	200,000	-
B14.	BIS Digital Maintenance and Support Audio visual system support at multiple locations	-	100,000	100,000	-	100,000	100,000	-

DEPARTMENT OF INFORMATION TECHNOLOGY (01600)
General Fund (100)
 FY23 Budget Request / Recommendation Sheet

B15.	SHI Antivirus removal and SIEM Maintenance Increase in clients and annual maintenance cost	-	100,000	100,000	-	100,000	100,000	-
B16.	IBM Hardware maintenance/Pureflex Increased cost for coverage of aging hardware	-	50,000	50,000	-	50,000	50,000	-
B17.	Microsoft Project/Program Consulting Services Increase in professional services required for additional solution added due to the pandemic	-	30,000	30,000	-	30,000	30,000	-
B18.	CommVault Backup Services Increase in clients, storage, and manages services costs	-	175,000	175,000	-	175,000	175,000	-
B19.	Zoho Add-on Maintenance Multiple business systems IT uses such as AD Manager, AD Plus, AD self service	-	100,000	100,000	-	100,000	100,000	-
B20.	Remaining Enhancements Microsoft Azure Credits - Kronos - Oracle - Tyler Technologies - HCM Deloitte - Avigilon Maintenance	-	3,490,000	3,675,838	-	3,490,000	3,675,838	-
Base Adjustments Total		-	8,061,000	8,246,838	-	8,061,000	8,246,838	-

Workforce Enhancements		FY22 Budget	FY23 Requested	FY23 Recommended	FY23 Approved	Requested Change	Recommended Change	Approved Change
W1.	Existing Vacancies	-	459,212	459,212	-	459,212	459,212	-
Notes: W1 1 Sys Admin (cc01605, Pos# 15402, Start date 1/1/23); 2 Sys Analyst (cc01605, Pos# 15421 & 15424, Start date 1/1/23); 1 Innovation Tech Manager (cc01605, Pos# 999411, Start date 1/1/23).								
W3.	New Position Requests	-	696,227	696,227	-	696,227	696,227	-
Notes: W1 3 IT Sys Architect (cc01605, Start date 5/1/23); 2 Sys Analyst Senior (cc01605, Start date 5/1/23); 2 Management Analyst IV (cc01605, Start date 5/1/23); 3 Project Coordinator, Senior (cc01605, Start date 5/1/23).								
Workforce Enhancements Total		-	1,155,440	1,155,440	-	1,155,440	1,155,440	-

Total Budget	45,770,974	48,023,100	48,271,204		2,252,126	2,500,230	-45,770,974
---------------------	-------------------	-------------------	-------------------	--	------------------	------------------	--------------------

JUVENILE COURT (03400)
General Fund (100)
 FY23 Budget Request / Recommendation Sheet

Departmental Description

The Juvenile Court has exclusive jurisdiction over juvenile matters concerning any child who is alleged to be delinquent, in need of services, or dependent. It also has jurisdiction over juvenile traffic offenses and special matters transferred to the Court from Superior and Probate Courts. Four judges conduct all hearings. The Probation Division, which operates 24 hours a day, screens all children referred to the Court for further detention and processes charges, which are filled with the Court. This division also assesses, prepares social histories for, and supervises children who are placed on formal or informal probation by the Court. The Clerk's Division is responsible for maintaining all original records for the Court, including legal financial, and electronic images. This division also prepares and submits required paperwork and records to appellate courts. The Administrative Division provides support to the entire Court, including human resource management, budget, benefits, training, procurement, grant management, and computer services to support the court's operations. The Juvenile Services Fund accounts for funds received under a Georgia law which allowed supervision fees (O.C.G.A. S 15-11-37) to be charged for certain probation services. Juvenile Court uses these fees for housing in non-secure residential facilities, educational and tutorial services, counseling and diagnostic testing, mediation, transportation to and from court ordered services, truancy intervention, restitution programs, job development or work experience programs, community services and any other service or program needed to meet the best interests, development, and rehabilitation of a child.

Common Object Expenditures	FY20 Actual	FY21 Actual	FY22 Budget	FY23 Requested	Requested Change	FY23 Recommended	Recommended Change
51-PERSONAL SERVICES AND EMPLOYEE BENEFITS	6,142,569	6,034,726	6,632,038	7,621,115	14.9%	7,758,405	17.0%
52-PURCHASED / CONTRACTED SERVICES	1,114,803	949,493	1,367,848	1,456,612	6.5%	1,456,612	6.5%
53-SUPPLIES	21,393	17,638	15,092	15,092	-	15,092	-
54-CAPITAL OUTLAYS	-23,702	-	-	660,175	-	660,175	-
55-INTERFUND / INTERDEPARTMENTAL CHARGES	8,729	6,677	5,618	5,618	-	5,618	-
61-OTHER FINANCING USES	-	-	795,704	1,941,700	144.0%	41,700	-94.8%
70-RETIREMENT SERVICES	-	-	1,142,227	1,142,227	-	1,142,227	-
Total (\$)	7,263,792	7,008,533	9,958,527	12,842,539	29.0%	11,079,830	11.3%

Cost Center Level Expenditures	FY20 Actual	FY21 Actual	FY22 Budget	FY23 Requested	Requested Change	FY23 Recommended	Recommended Change
Juvenile Court - Administration - 03410	4,974,706	4,880,752	8,093,198	10,693,063	32.1%	8,927,286	10.3%
Juvenile Court - Probation Services - 03420	2,289,086	2,127,781	1,865,329	2,149,476	15.2%	2,152,543	15.4%
Total (\$)	7,263,792	7,008,533	9,958,527	12,842,539	29.0%	11,079,830	11.3%

Positions	FY20 Actual	FY21 Actual	FY22 Actual	FY23 Requested	Requested Change	FY23 Recommended	Recommended Change
Filled Positions	79	78	78	82	4	82	4
Funded Positions	80	78	78	82	4	82	4

Notes: 74 filled positions, 1 new position, 3 existing vacant positions.

Departmental Notes

FY23 department budget reflects funding for a cost of living adjustment, a new position, vacant positions and base salary adjustments.

JUVENILE COURT (03400)
General Fund (100)
FY23 Budget Request / Recommendation Sheet

Base Budget by Object Class/Selected Object Code	FY22 Budget	FY23 Requested	FY23 Recommended	FY23 Approved	Requested Change	Recommended Change	Approved Change
51-PERSONAL SERVICES AND EMPLOYEE BENEFITS	6,632,038	7,194,112	7,194,112	-	562,074	562,074	-6,632,038
Salaries	4,863,702	5,181,532	5,181,532	-	317,830	317,830	-4,863,702
Salaries - Adjustments	296,928	375,719	375,719	-	78,791	78,791	-296,928
Salaries - Overtime	50,004	50,004	50,004	-	-	-	-50,004
County Match - Grp Ins - Reversed	22,176	22,176	22,176	-	-	-	-22,176
County Match - Grp Ins - Allocated	936,000	1,053,000	1,053,000	-	117,000	117,000	-936,000
County Match - FICA	362,460	400,899	400,899	-	38,439	38,439	-362,460
401(A) Employer Contribution	54,324	64,338	64,338	-	10,014	10,014	-54,324
Workers Compensation	46,444	46,444	46,444	-	-	-	-46,444
52-PURCHASED / CONTRACTED SERVICES	1,367,848	1,367,848	1,367,848	-	-	-	-1,367,848
53-SUPPLIES	15,092	15,092	15,092	-	-	-	-15,092
55-INTERFUND / INTERDEPARTMENTAL CHARGES	5,618	5,618	5,618	-	-	-	-5,618
61-OTHER FINANCING USES	795,704	20,700	20,700	-	-775,004	-775,004	-795,704
70-RETIREMENT SERVICES	1,142,227	1,142,227	1,142,227	-	-	-	-1,142,227
Base Budget (Total)	9,958,527	9,745,597	9,745,597	-	-212,930	-212,930	-9,958,527

Base Adjustments	FY22 Budget	FY23 Requested	FY23 Recommended	FY23 Approved	Requested Change	Recommended Change	Approved Change
B1. Training. Continue mandated training and cost of additional staff.	-	19,160	19,160	-	19,160	19,160	-
B2. Court Reporter Services. Service cost increase.	-	59,976	59,976	-	59,976	59,976	-
B3. Grant Match. County match for grants.	-	21,000	21,000	-	21,000	21,000	-
B4. Attorney Fees. Attorney fees cost increase.	-	9,628	9,628	-	9,628	9,628	-
Base Adjustments Total	-	109,764	109,764	-	109,764	109,764	-

Operating Enhancements	FY22 Budget	FY23 Requested	FY23 Recommended	FY23 Approved	Requested Change	Recommended Change	Approved Change
O1. Technology. Computer upgrades and service maintenance agreements.	-	660,175	660,175	-	660,175	660,175	-
O2. Cost of living adjustment (COLA). Funding for 4% COLA	-	-	136,493	-	-	136,493	-
O3. In-grade Adjustments. In-grade adjustments to reflect marketplace value, job performance and retention efforts.	-	153,852	161,052	-	153,852	161,052	-
O4. Internship Funding. Internship.	-	20,800	20,800	-	20,800	20,800	-
Operating Enhancements Total	-	834,827	978,520	-	834,827	978,520	-

JUVENILE COURT (03400)
General Fund (100)
 FY23 Budget Request / Recommendation Sheet

Workforce Enhancements		FY22 Budget	FY23 Requested	FY23 Recommended	FY23 Approved	Requested Change	Recommended Change	Approved Change
W1.	Existing Vacancies	-	108,919	99,449	-	108,919	99,449	-
W2.	Existing Vacancies	-	88,932	92,000	-	88,932	92,000	-
Notes: W1 - 1 juvenile program administrator (CC 03410 - Administration, Pos #10229, start date 1/1/23), 1 chief deputy clerk (CC 03410 - Administration, Pos #16152, start date 1/1/23), W2 - 1 chief juvenile probation officer (CC 03420 - Probation, Pos #04433, start date 1/1/23).								
W4.	New Position Requests	-	54,500	54,500	-	54,500	54,500	-
Notes: W4 - 1 juvenile probation officer (CC 03420 - Probation, start date 1/1/23).								
Workforce Enhancements Total		-	252,351	245,948	-	252,351	245,948	-
Total Budget		9,958,527	10,942,539	11,079,830		984,012	1,121,303	-9,958,527

JUVENILE COURT (03400)
Juvenile Services Fund (208)
 FY23 Budget Request / Recommendation Sheet

Departmental Description

The Juvenile Court has exclusive jurisdiction over juvenile matters concerning any child who is alleged to be delinquent, in need of services, or dependent. It also has jurisdiction over juvenile traffic offenses and special matters transferred to the Court from Superior and Probate Courts. Four judges conduct all hearings. The Probation Division, which operates 24 hours a day, screens all children referred to the Court for further detention and processes charges, which are filled with the Court. This division also assesses, prepares social histories for, and supervises children who are placed on formal or informal probation by the Court. The Clerk's Division is responsible for maintaining all original records for the Court, including legal financial, and electronic images. This division also prepares and submits required paperwork and records to appellate courts. The Administrative Division provides support to the entire Court, including human resource management, budget, benefits, training, procurement, grant management, and computer services to support the court's operations. The Juvenile Services Fund accounts for funds received under a Georgia law which allowed supervision fees (O.C.G.A. S 15-11-37) to be charged for certain probation services. Juvenile Court uses these fees for housing in non-secure residential facilities, educational and tutorial services, counseling and diagnostic testing, mediation, transportation to and from court ordered services, truancy intervention, restitution programs, job development or work experience programs, community services and any other service or program needed to meet the best interests, development, and rehabilitation of a child.

Common Object Expenditures	FY20 Actual	FY21 Actual	FY22 Budget	FY23 Requested	Requested Change	FY23 Recommended	Recommended Change
52-PURCHASED / CONTRACTED SERVICES	19,470	14,119	68,792	63,063	-8.3%	63,063	-8.3%
61-OTHER FINANCING USES	10,000	-	10,000	10,000	-	10,000	-
Total (\$)	29,470	14,119	78,792	73,063	-7.3%	73,063	-7.3%

Cost Center Level Expenditures	FY20 Actual	FY21 Actual	FY22 Budget	FY23 Requested	Requested Change	FY23 Recommended	Recommended Change
Juvenile Services - 03425	29,470	14,119	78,792	73,063	-7.3%	73,063	-7.3%
Total (\$)	29,470	14,119	78,792	73,063	-7.3%	73,063	-7.3%

Departmental Notes

JUVENILE COURT (03400)
Juvenile Services Fund (208)
 FY23 Budget Request / Recommendation Sheet

Base Budget by Object Class/Selected Object Code	FY22 Budget	FY23 Requested	FY23 Recommended	FY23 Approved	Requested Change	Recommended Change	Approved Change
52-PURCHASED / CONTRACTED SERVICES	68,792	63,063	63,063	-	-5,729	-5,729	-68,792
61-OTHER FINANCING USES	10,000	10,000	10,000	-	-	-	-10,000
Base Budget (Total)	78,792	73,063	73,063	-	-5,729	-5,729	-78,792
Total Budget	78,792	73,063	73,063	-	-5,729	-5,729	-78,792

LAW DEPARTMENT (00300)
General Fund (100)
 FY23 Budget Request / Recommendation Sheet

Departmental Description

The Law Department is responsible for the legal affairs of the County government under the direction of the County Attorney. As the primary legal advisor to the Chief Executive Officer, Board of Commissioners, County elected officials, Board of Health, and County departments, the Law Department is responsible for: providing legal services to its clients; managing and handling civil litigation matters, including trials; providing legal advice and opinions on matters of County business; creating and interpreting ordinances; representing the County's legal position with other jurisdictions and entities; reviewing contracts to which the County is a party; and reviewing legislation pertinent to the affairs of DeKalb County government.

Common Object Expenditures	FY20 Actual	FY21 Actual	FY22 Budget	FY23 Requested	Requested Change	FY23 Recommended	Recommended Change
51-PERSONAL SERVICES AND EMPLOYEE BENEFITS	3,578,314	3,533,412	4,506,608	4,693,336	4.1%	4,410,906	-2.1%
52-PURCHASED / CONTRACTED SERVICES	397,228	334,363	673,483	684,815	1.7%	684,815	1.7%
53-SUPPLIES	74,955	75,819	81,132	85,132	4.9%	85,132	4.9%
54-CAPITAL OUTLAYS	48,016	2,778	158,918	147,918	-6.9%	147,918	-6.9%
61-OTHER FINANCING USES	-	-	117,756	117,756	-	117,756	-
70-RETIREMENT SERVICES	-	-	772,547	772,547	-	772,547	-
Total (\$)	4,098,513	3,946,372	6,310,444	6,501,504	3.0%	6,219,074	-1.4%

Cost Center Level Expenditures	FY20 Actual	FY21 Actual	FY22 Budget	FY23 Requested	Requested Change	FY23 Recommended	Recommended Change
00310-Law Department	3,407,767	3,139,936	5,305,952	5,522,209	4.1%	5,239,779	-1.2%
00311-Infrastructure Support	690,746	806,436	1,004,492	979,294	-2.5%	979,295	-2.5%
Total (\$)	4,098,513	3,946,372	6,310,444	6,501,504	3.0%	6,219,074	-1.4%

Positions	FY20 Actual	FY21 Actual	FY22 Actual	FY23 Requested	Requested Change	FY23 Recommended	Recommended Change
Filled Positions	30	31	33	33	-	33	-
Funded Positions	34	34	33	33	-	33	-

Notes: 4 vacant positions

Departmental Notes

LAW DEPARTMENT (00300)
General Fund (100)
 FY23 Budget Request / Recommendation Sheet

Base Budget by Object Class/Selected Object Code		FY22 Budget	FY23 Requested	FY23 Recommended	FY23 Approved	Requested Change	Recommended Change	Approved Change
51-PERSONAL SERVICES AND EMPLOYEE BENEFITS		4,506,608	4,041,359	4,041,359	-	-465,249	-465,249	-4,506,608
Salaries		3,605,388	3,162,031	3,162,031	-	-443,357	-443,357	-3,605,388
Salaries - Adjustments		179,400	175,794	175,794	-	-3,606	-3,606	-179,400
Salaries - Temporary		3,636	3,636	3,636	-	-	-	-3,636
County Match - Grp Ins - Allocated		396,000	391,500	391,500	-	-4,500	-4,500	-396,000
County Match - FICA		250,650	242,373	242,373	-	-8,277	-8,277	-250,650
401(A) Employer Contribution		43,344	37,835	37,835	-	-5,509	-5,509	-43,344
Workers Compensation		10,190	10,190	10,190	-	-	-	-10,190
Allowance - Automobile		18,000	18,000	18,000	-	-	-	-18,000
Notes: Base budget funds 29 positions								
52-PURCHASED / CONTRACTED SERVICES		673,483	684,815	684,815	-	11,332	11,332	-673,483
53-SUPPLIES		81,132	85,132	85,132	-	4,000	4,000	-81,132
54-CAPITAL OUTLAYS		158,918	147,918	147,918	-	-11,000	-11,000	-158,918
61-OTHER FINANCING USES		117,756	117,756	117,756	-	-	-	-117,756
70-RETIREMENT SERVICES		772,547	772,547	772,547	-	-	-	-772,547
Base Budget (Total)		6,310,444	5,849,527	5,849,527	-	-460,918	-460,917	-6,310,444
Operating Enhancements		FY22 Budget	FY23 Requested	FY23 Recommended	FY23 Approved	Requested Change	Recommended Change	Approved Change
O1.	Cost of Living Adjustment Cost of Living Adjustment	-	-	83,411	-	-	83,411	-
Operating Enhancements Total		-	-	83,411	-	-	83,411	-
Workforce Enhancements		FY22 Budget	FY23 Requested	FY23 Recommended	FY23 Approved	Requested Change	Recommended Change	Approved Change
W1.	Existing Vacancies	-	213,143	214,102	-	213,143	214,102	-
W2.	Existing Vacancies	-	72,034	72,034	-	72,034	72,034	-
Notes: W1 1 Asst County Attorney III (cc 00310 - Pos# 10189, start date 6/1/23); 2 Asst County Attorney IV (cc 00310 - Pos# 16019 & 999057, Start date 6/1/23) W2 1 Asst County Attorney IV (cc 00311 - Pos# 15012, Start date 6/1/23)								
Workforce Enhancements Total		-	285,177	286,136	-	285,177	286,136	-
Total Budget		6,310,444	6,134,704	6,219,074	-	-175,741	-91,371	-6,310,444

LIBRARY (06800)
General Fund (100)
 FY23 Budget Request / Recommendation Sheet

Departmental Description

DeKalb County Public Library provides information, educational resources, recreational reading, literacy services and literary programs to DeKalb County residents through its system of twenty-three (23) branch libraries and online virtual eBranch. Services to the public are supported by the Library Administrative Center. The Library offers a collection of nearly 1 million books, magazines, newspapers, music CDs, DVDs, eBooks, audiobooks, mobile hot spots and electronic resource databases. The Library employs a highly trained staff of professional librarians supported by paraprofessional staff to locate materials and answer reference questions using electronic and print resources. Library staff also plan, provide and implement a large variety of programs to meet the needs of library branch communities. Programs range from storytimes, specifically designed to build and foster early literacy skills, to job searching classes, to cultural events and exhibits, to author talks presented by the Georgia Center for the Book. The Library also supports a network of over 900 PCs, wifi access, and offers extensive electronic resources accessible from inside and outside the Library through the Library's website. Additionally, the Library offers numerous public meeting spaces, including multi-purpose rooms, conference rooms, small study spaces and two theater style auditoriums.

Common Object Expenditures	FY20 Actual	FY21 Actual	FY22 Budget	FY23 Requested	Requested Change	FY23 Recommended	Recommended Change
51-PERSONAL SERVICES AND EMPLOYEE BENEFITS	15,755,359	15,259,507	17,012,803	17,034,723	0.1%	17,323,354	1.8%
52-PURCHASED / CONTRACTED SERVICES	-	150	130,174	130,164	-	130,164	-
53-SUPPLIES	1,953,954	1,953,954	1,953,954	1,953,960	-	1,953,960	-
55-INTERFUND / INTERDEPARTMENTAL CHARGES	28,943	50,726	42,676	42,676	-	42,676	-
57-OTHER COSTS	1,921,240	1,921,240	2,221,240	3,335,844	50.2%	3,335,844	50.2%
70-RETIREMENT SERVICES	-	-	313,541	313,541	-	313,541	-
Total (\$)	19,659,496	19,185,577	21,674,388	22,810,908	5.2%	23,099,539	6.6%

Cost Center Level Expenditures	FY20 Actual	FY21 Actual	FY22 Budget	FY23 Requested	Requested Change	FY23 Recommended	Recommended Change
06810-Library - Administration	4,473,882	4,317,067	5,593,844	6,786,879	21.3%	6,786,879	21.3%
06820-Library - Information Services	5,822,444	5,741,458	5,998,004	5,439,946	-9.3%	5,439,946	-9.3%
06830-Library - Circulation	5,192,144	4,936,356	5,918,663	6,318,252	6.8%	6,606,883	11.6%
06840-Library - Technical Services	2,625,409	2,687,990	2,760,865	2,752,869	-0.3%	2,752,869	-0.3%
06850-Library - Automation	476,294	464,136	468,536	394,469	-15.8%	394,469	-15.8%
06860-Library - Maintenance & Operations	1,069,323	1,038,570	934,476	1,118,493	19.7%	1,118,493	19.7%
Total (\$)	19,659,496	19,185,577	21,674,388	22,810,908	5.2%	23,099,539	6.6%

Positions	FY20 Actual	FY21 Actual	FY22 Actual	FY23 Requested	Requested Change	FY23 Recommended	Recommended Change
Filled Positions	228	228	230	239	9	239	9
Funded Positions	228	228	230	239	9	239	9

Notes: 232 filled 6 vacant 1 new creation

Departmental Notes

Positions created for the Tobie Grant Library Center

LIBRARY (06800)
General Fund (100)
 FY23 Budget Request / Recommendation Sheet

Base Budget by Object Class/Selected Object Code	FY22 Budget	FY23 Requested	FY23 Recommended	FY23 Approved	Requested Change	Recommended Change	Approved Change
51-PERSONAL SERVICES AND EMPLOYEE BENEFITS	17,012,803	17,878,245	17,878,245	-	865,442	865,442	-17,012,803
Salaries	10,030,941	10,484,123	10,484,123	-	453,182	453,182	-10,030,941
Salaries - Part Time	355,381	355,381	355,381	-	-	-	-355,381
Salaries - Adjustments	961,141	961,147	961,147	-	6	6	-961,141
Salaries - Overtime	4,320	4,320	4,320	-	-	-	-4,320
County Match - Grp Ins - Allocated	2,757,000	3,118,500	3,118,500	-	361,500	361,500	-2,757,000
County Match - FICA	767,358	802,034	802,034	-	34,676	34,676	-767,358
County Match - Other Pension	1,911,132	1,911,132	1,911,132	-	-	-	-1,911,132
401(A) Employer Contribution	119,247	135,325	135,325	-	16,078	16,078	-119,247
Workers Compensation	106,283	106,283	106,283	-	-	-	-106,283
52-PURCHASED / CONTRACTED SERVICES	130,174	130,164	130,164	-	-10	-10	-130,174
53-SUPPLIES	1,953,954	1,953,960	1,953,960	-	6	6	-1,953,954
55-INTERFUND / INTERDEPARTMENTAL CHARGES	42,676	42,676	42,676	-	-	-	-42,676
57-OTHER COSTS	2,221,240	2,221,240	2,221,240	-	-	-	-2,221,240
70-RETIREMENT SERVICES	313,541	313,541	313,541	-	-	-	-313,541
Base Budget (Total)	21,674,388	22,539,826	22,539,826	-	865,438	865,438	-21,674,388

Base Adjustments	FY22 Budget	FY23 Requested	FY23 Recommended	FY23 Approved	Requested Change	Recommended Change	Approved Change
B1. Georgia Public Library Service (GPLS) salary grant. Increase county contribution to DeKalb County Library to offset decrease in personal services related to state salary grant.	-	1,114,604	1,114,604	-	1,114,604	1,114,604	-
B2. Georgia Public Library Service (GPLS) salary grant. Decrease personal services to comply with requirements of the GPLS salary grant.	-	-1,114,604	-1,114,604	-	-1,114,604	-1,114,604	-

Operating Enhancements	FY22 Budget	FY23 Requested	FY23 Recommended	FY23 Approved	Requested Change	Recommended Change	Approved Change
O1. Cost of living adjustment (COLA). Funding for 4% COLA.	-	-	288,631	-	-	288,631	-
Operating Enhancements Total	-	-	288,631	-	-	288,631	-

Workforce Enhancements	FY22 Budget	FY23 Requested	FY23 Recommended	FY23 Approved	Requested Change	Recommended Change	Approved Change
W1. Existing Vacancies	-	42,775	42,775	-	42,775	42,775	-
W2. Existing Vacancies	-	141,290	141,290	-	141,290	141,290	-
W3. Existing Vacancies	-	32,343	32,343	-	32,343	32,343	-

Notes:	FY22 Budget	FY23 Requested	FY23 Recommended	FY23 Approved	Requested Change	Recommended Change	Approved Change
W4. New Position Requests	-	54,674	54,674	-	54,674	54,674	-
Workforce Enhancements Total	-	271,082	271,082	-	271,082	271,082	-

Total Budget	21,674,388	22,810,908	23,099,539	-	1,136,521	1,425,152	-21,674,388
---------------------	-------------------	-------------------	-------------------	----------	------------------	------------------	--------------------

MAGISTRATE COURT (04800)
General Fund (100)
 FY23 Budget Request / Recommendation Sheet

Departmental Description

The Magistrate Court of DeKalb County presides over the application for, and issuance of arrest and search warrants. The judges in the Criminal Division set bonds for defendants charged with all misdemeanors and felony offenses, unless the setting of bond for such felony offense can only be set by a Superior Court Judge. The Judges in Criminal Division preside at preliminary hearings to determine whether there is probable cause to justify the case being committed for trial in a court of competent jurisdiction. The Criminal Division is available to county, city and other law enforcement agencies 24 hours per day, seven days per week and is open to the public sixteen hours per day, seven days per week. The Court hears dispossession actions, garnishment actions, small claims, where the amount to be claimed does not exceed \$15,000, and nuisance abatement actions, code enforcement matters, animal control cases and criminal ordinance violations.

Common Object Expenditures	FY20 Actual	FY21 Actual	FY22 Budget	FY23 Requested	Requested Change	FY23 Recommended	Recommended Change
51-PERSONAL SERVICES AND EMPLOYEE BENEFITS	3,620,218	3,593,056	5,007,257	9,963,328	99.0%	8,198,032	63.7%
52-PURCHASED / CONTRACTED SERVICES	108,184	108,776	384,967	594,391	54.4%	435,391	13.1%
53-SUPPLIES	22,362	62,453	107,514	128,874	19.9%	128,874	19.9%
54-CAPITAL OUTLAYS	7,014	10,422	175,000	175,000	-	175,000	-
57-OTHER COSTS	-	-	3,000	3,000	-	3,000	-
61-OTHER FINANCING USES	6,466	12,000	12,000	12,000	-	12,000	-
70-RETIREMENT SERVICES	-	-	689,020	689,020	-	689,020	-
Total (\$)	3,764,243	3,786,707	6,378,758	11,565,613	81.3%	9,641,317	51.1%

Cost Center Level Expenditures	FY20 Actual	FY21 Actual	FY22 Budget	FY23 Requested	Requested Change	FY23 Recommended	Recommended Change
04810-Magistrate Court	3,764,243	3,786,707	6,378,758	11,565,613	81.3%	9,641,317	51.1%
Total (\$)	3,764,243	3,786,707	6,378,758	11,565,613	81.3%	9,641,317	51.1%

Positions	FY20 Actual	FY21 Actual	FY22 Actual	FY23 Requested	Requested Change	FY23 Recommended	Recommended Change
Filled Positions	24	25	27	27	-	27	-
Funded Positions	23	24	48	27	-21	27	-21

Notes:

Departmental Notes

MAGISTRATE COURT (04800)
General Fund (100)
 FY23 Budget Request / Recommendation Sheet

Base Budget by Object Class/Selected Object Code	FY22 Budget	FY23 Requested	FY23 Recommended	FY23 Approved	Requested Change	Recommended Change	Approved Change
51-PERSONAL SERVICES AND EMPLOYEE BENEFITS	5,007,257	7,185,780	7,185,780	-	2,178,523	2,178,523	-5,007,257
Salaries	2,398,714	4,429,628	4,429,628	-	2,030,914	2,030,914	-2,398,714
Salaries - Part Time	1,553,088	1,853,088	1,853,088	-	300,000	300,000	-1,553,088
Salaries - Adjustments	302,491	-	-	-	-302,491	-302,491	-302,491
Salaries - Overtime	97,608	97,608	97,608	-	-	-	-97,608
County Match - Grp Ins - Reversed	6,456	6,456	6,456	-	-	-	-6,456
County Match - Grp Ins - Allocated	429,000	364,500	364,500	-	-64,500	-64,500	-429,000
County Match - FICA	182,148	362,695	362,695	-	180,547	180,547	-182,148
401(A) Employer Contribution	34,758	68,811	68,811	-	34,053	34,053	-34,758
Workers Compensation	2,994	2,994	2,994	-	-	-	-2,994
52-PURCHASED / CONTRACTED SERVICES	384,967	384,967	384,967	-	-	-	-384,967
53-SUPPLIES	107,514	107,514	107,514	-	-	-	-107,514
54-CAPITAL OUTLAYS	175,000	175,000	175,000	-	-	-	-175,000
57-OTHER COSTS	3,000	3,000	3,000	-	-	-	-3,000
61-OTHER FINANCING USES	12,000	12,000	12,000	-	-	-	-12,000
70-RETIREMENT SERVICES	689,020	689,020	689,020	-	-	-	-689,020
Base Budget (Total)	6,378,758	8,557,281	8,557,281	-	2,178,523	2,178,523	-6,378,758

Base Adjustments	FY22 Budget	FY23 Requested	FY23 Recommended	FY23 Approved	Requested Change	Recommended Change	Approved Change
B1. Increase Telephone Wireless (Magistrate Court). Telephone Wireless - increase telephone wireless for five additional judges and dedicated IT staff added in FY22.	-	6,672	6,672	-	6,672	6,672	-
B2. Increase Dues (Magistrate Court). Dues - the increased cost for mandatory and necessary legal association fees and dues for the Court's 29 judges. The increased costs are necessary to continue operations at currently authorized service levels.	-	3,664	3,664	-	3,664	3,664	-
B3. Increase Training & Conference Fees (Magistrate Court). Training & Conference Fees - the Judicial training budget has been impacted significantly by the implementation of a new Superior Court Rule requiring all 29 judges to complete an additional 12 of Superior Court training. This is in addition to the 12 hours mandated by the Council of Magistrate Court judges. Judges are now required to complete a total of 24 hours of training annually.	-	199,088	40,088	-	199,088	40,088	-
B4. Increase Books & Subscriptions (Magistrate Court). Books & Subscriptions - increase in costs to provide publications, subscriptions, and treatises for the three court houses and five courtrooms. These increased costs are required to continue operations at currently authorized service levels.	-	21,360	21,360	-	21,360	21,360	-
Base Adjustments Total	-	230,784	71,784	-	230,784	71,784	-

Operating Enhancements	FY22 Budget	FY23 Requested	FY23 Recommended	FY23 Approved	Requested Change	Recommended Change	Approved Change
O1. Increase Part-Time Salaries (Magistrate Court). Salaries Part-Time - Approximately four part-time and three senior associate magistrate judge funded positions totaling \$885,962 were not included on the FY23 salary projections.	-	885,962	885,962	-	885,962	885,962	-
O2. Cost of Living Adjustments (Magistrate Court). Salaries Adjustments - funding for a 4% cost of living adjustment (including associated benefits).	-	-	126,290	-	-	126,290	-
Operating Enhancements Total	-	885,962	1,012,252	-	885,962	1,012,252	-

MAGISTRATE COURT (04800)
General Fund (100)
 FY23 Budget Request / Recommendation Sheet

Workforce Enhancements		FY22 Budget	FY23 Requested	FY23 Recommended	FY23 Approved	Requested Change	Recommended Change	Approved Change
W1.	Existing Vacancies	-	1,436,095	-	-	1,436,095	-	-
Notes: 23 vacant/filled positions were requested (CC 04810 - Magistrate Court). Funding is available in base budget.								
W3.	New Position Requests	-	364,876	-	-	364,876	-	-
Notes:								
Workforce Enhancements Total		-	1,800,970	-	-	1,800,970	-	-
Total Budget		6,378,758	11,474,997	9,641,317		5,096,239	3,262,559	-6,378,758

MEDICAL EXAMINER (04300)
General Fund (100)
 FY23 Budget Request / Recommendation Sheet

Departmental Description

The Medical Examiner's Office conducts inquiries into reported deaths within the jurisdictional boundaries of DeKalb County, Georgia. This authority is outlined under the provisions of the Georgia Death Investigations Act (O.C.G.A 45-16-20). These inquiries include, but are not limited to, deaths reported by law enforcement agencies and medical institutions, deaths requiring scene investigations, post mortem examinations, toxicological analysis, and review of documentary evidence and medical records.

Common Object Expenditures	FY20 Actual	FY21 Actual	FY22 Budget	FY23 Requested	Requested Change	FY23 Recommended	Recommended Change
51-PERSONAL SERVICES AND EMPLOYEE BENEFITS	1,317,581	1,345,798	1,585,237	1,880,609	18.6%	1,915,227	20.8%
52-PURCHASED / CONTRACTED SERVICES	1,254,181	1,136,620	1,560,659	3,963,233	153.9%	3,947,811	153.0%
53-SUPPLIES	62,239	100,918	316,681	148,684	-53.0%	148,684	-53.0%
54-CAPITAL OUTLAYS	32,518	30,268	79,039	37,540	-52.5%	37,540	-52.5%
55-INTERFUND / INTERDEPARTMENTAL CHARGES	94,316	138,859	201,639	255,639	26.8%	147,639	-26.8%
70-RETIREMENT SERVICES	-	-	188,588	188,588	-	188,588	-
Total (\$)	2,760,836	2,752,464	3,931,843	6,474,293	64.7%	6,385,489	62.4%

Cost Center Level Expenditures	FY20 Actual	FY21 Actual	FY22 Budget	FY23 Requested	Requested Change	FY23 Recommended	Recommended Change
04310-Medical Examiner	2,760,836	2,752,464	3,931,843	6,474,293	64.7%	6,385,489	62.4%
Total (\$)	2,760,836	2,752,464	3,931,843	6,474,293	64.7%	6,385,489	62.4%

Positions	FY20 Actual	FY21 Actual	FY22 Actual	FY23 Requested	Requested Change	FY23 Recommended	Recommended Change
Filled Positions	17	17	20	21	1	21	1
Funded Positions	17	17	20	21	1	21	1

Notes: 19 filled positions, 1 new position.

Departmental Notes

The FY23 department budget includes funding for one new position and medical doctor/services contract renewal/increase.

MEDICAL EXAMINER (04300)
General Fund (100)
 FY23 Budget Request / Recommendation Sheet

Base Budget by Object Class/Selected Object Code	FY22 Budget	FY23 Requested	FY23 Recommended	FY23 Approved	Requested Change	Recommended Change	Approved Change
51-PERSONAL SERVICES AND EMPLOYEE BENEFITS	1,585,237	1,808,134	1,808,134	-	222,897	222,897	-1,585,237
Salaries	1,027,096	1,176,667	1,176,667	-	149,571	149,571	-1,027,096
Salaries - Adjustments	216,180	216,180	216,180	-	-	-	-216,180
Salaries - Overtime	21,768	21,768	21,768	-	-	-	-21,768
County Match - Grp Ins - Allocated	198,000	256,500	256,500	-	58,500	58,500	-198,000
County Match - FICA	78,570	90,015	90,015	-	11,445	11,445	-78,570
401(A) Employer Contribution	14,946	18,327	18,327	-	3,381	3,381	-14,946
Workers Compensation	22,977	22,977	22,977	-	-	-	-22,977
TUITION REIMBURSEMENT	5,700	5,700	5,700	-	-	-	-5,700
Notes: Base budget funds 19 positions.							
52-PURCHASED / CONTRACTED SERVICES	1,560,659	1,286,526	1,286,526	-	-274,133	-274,133	-1,560,659
53-SUPPLIES	316,681	148,684	148,684	-	-167,997	-167,997	-316,681
54-CAPITAL OUTLAYS	79,039	37,540	37,540	-	-41,499	-41,499	-79,039
55-INTERFUND / INTERDEPARTMENTAL CHARGES	201,639	147,639	147,639	-	-54,000	-54,000	-201,639
70-RETIREMENT SERVICES	188,588	188,588	188,588	-	-	-	-188,588
Base Budget (Total)	3,931,843	3,617,111	3,617,111	-	-314,732	-314,732	-3,931,843

Base Adjustments	FY22 Budget	FY23 Requested	FY23 Recommended	FY23 Approved	Requested Change	Recommended Change	Approved Change
B1. Medical Services. FY23 medical doctor services contract increase.	-	2,624,703	2,624,703	-	2,624,703	2,624,703	-
Base Adjustments Total	-	2,624,703	2,624,703	-	2,624,703	2,624,703	-

Operating Enhancements	FY22 Budget	FY23 Requested	FY23 Recommended	FY23 Approved	Requested Change	Recommended Change	Approved Change
O1. Other Professional Services. Repair and replacement of pod cooler compressor and workplace reconfiguration planning.	-	38,000	36,582	-	38,000	36,582	-
O2. Cost of Living Adjustment (COLA). Funding for 4% COLA.	-	-	31,243	-	-	31,243	-
Operating Enhancements Total	-	38,000	67,825	-	38,000	67,825	-

MEDICAL EXAMINER (04300)
General Fund (100)
 FY23 Budget Request / Recommendation Sheet

Workforce Enhancements		FY22 Budget	FY23 Requested	FY23 Recommended	FY23 Approved	Requested Change	Recommended Change	Approved Change
W1.	New Position Requests	-	72,475	75,850	-	72,475	75,850	-
Notes: W1 - 1 medical examiner investigator (CC 04310 - Medical Examiner, start date 4/1/23).								
Workforce Enhancements Total		-	72,475	75,850	-	72,475	75,850	-

Total Budget	3,931,843	6,352,289	6,385,489		2,420,446	2,453,647	-3,931,843
---------------------	------------------	------------------	------------------	--	------------------	------------------	-------------------

NON-DEPARTMENTAL (09100)
Designated Fund (271)
 FY23 Budget Request / Recommendation Sheet

Departmental Description

The Non-Departmental departments are in five of eight Tax Funds. They are entities created to account for transactions in those funds that are not operational in nature, are not controllable by operating departments, or pertain to more than one operating department in a way that is not rationally allocable.

Common Object Expenditures	FY20 Actual	FY21 Actual	FY22 Budget	FY23 Requested	Requested Change	FY23 Recommended	Recommended Change
51-PERSONAL SERVICES AND EMPLOYEE BENEFITS	3,815	5,720	16,633	16,633	-	16,633	-
55-INTERFUND / INTERDEPARTMENTAL CHARGES	4,208,400	5,150,103	6,272,759	6,272,759	-	6,272,759	-
57-OTHER COSTS	5,763	-100,259	103,000	103,000	-	103,000	-
Total (\$)	4,217,978	5,055,564	6,392,392	6,392,392	-	6,392,392	-

Cost Center Level Expenditures	FY20 Actual	FY21 Actual	FY22 Budget	FY23 Requested	Requested Change	FY23 Recommended	Recommended Change
09120-Non-Departmental - Designated Services	4,217,978	5,055,564	6,392,392	6,392,392	-	6,392,392	-
Total (\$)	4,217,978	5,055,564	6,392,392	6,392,392	-	6,392,392	-

Departmental Notes

Funding for unemployment insurance, General Fund admin charges and transfer to the Emergency Telephone System Fund (E-911).

NON-DEPARTMENTAL (09100)
Designated Fund (271)
 FY23 Budget Request / Recommendation Sheet

Base Budget by Object Class/Selected Object Code	FY22 Budget	FY23 Requested	FY23 Recommended	FY23 Approved	Requested Change	Recommended Change	Approved Change
51-PERSONAL SERVICES AND EMPLOYEE BENEFITS	16,633	16,633	16,633	-	-	-	-16,633
Unemployment Compensation	16,633	16,633	16,633	-	-	-	-16,633
55-INTERFUND / INTERDEPARTMENTAL CHARGES	6,272,759	6,272,759	6,272,759	-	-	-	-6,272,759
57-OTHER COSTS	103,000	103,000	103,000	-	-	-	-103,000
Base Budget (Total)	6,392,392	6,392,392	6,392,392	-	-	-	-6,392,392
Total Budget	6,392,392	6,392,392	6,392,392				-6,392,392

NON-DEPARTMENTAL (09100)
Fire Fund (270)
 FY23 Budget Request / Recommendation Sheet

Departmental Description

The Non-Departmental departments are in five of eight Tax Funds. They are entities created to account for transactions in those funds that are not operational in nature, are not controllable by operating departments, or pertain to more than one operating department in a way that is not rationally allocable.

Common Object Expenditures	FY20 Actual	FY21 Actual	FY22 Budget	FY23 Requested	Requested Change	FY23 Recommended	Recommended Change
51-PERSONAL SERVICES AND EMPLOYEE BENEFITS	9,579	14,366	41,784	41,784	-	41,784	-
55-INTERFUND / INTERDEPARTMENTAL CHARGES	4,881,840	7,750,577	8,961,240	8,961,240	-	8,961,240	-
57-OTHER COSTS	5,226	-64,509	21,001	21,000	-	21,000	-
61-OTHER FINANCING USES	-	-	489,041	489,041	-	489,041	-
Total (\$)	4,896,645	7,700,434	9,513,066	9,513,065	-	9,513,065	-

Cost Center Level Expenditures	FY20 Actual	FY21 Actual	FY22 Budget	FY23 Requested	Requested Change	FY23 Recommended	Recommended Change
09115-Non-Departmental - Fire	4,896,645	7,700,434	9,513,066	9,513,065	-	9,513,065	-
Total (\$)	4,896,645	7,700,434	9,513,066	9,513,065	-	9,513,065	-

Departmental Notes

Funding for unemployment insurance, General Fund admin charges and transfer to the Emergency Telephone System Fund (E-911).

NON-DEPARTMENTAL (09100)
Fire Fund (270)
 FY23 Budget Request / Recommendation Sheet

Base Budget by Object Class/Selected Object Code	FY22 Budget	FY23 Requested	FY23 Recommended	FY23 Approved	Requested Change	Recommended Change	Approved Change
51-PERSONAL SERVICES AND EMPLOYEE BENEFITS	41,784	41,784	41,784	-	-	-	-41,784
Unemployment Compensation	41,784	41,784	41,784	-	-	-	-41,784
55-INTERFUND / INTERDEPARTMENTAL CHARGES	8,961,240	8,961,240	8,961,240	-	-	-	-8,961,240
57-OTHER COSTS	21,001	21,000	21,000	-	-1	-1	-21,001
61-OTHER FINANCING USES	489,041	489,041	489,041	-	-	-	-489,041
Base Budget (Total)	9,513,066	9,513,065	9,513,065	-	-1	-1	-9,513,066
Total Budget	9,513,066	9,513,065	9,513,065		-1	-1	-9,513,066

NON-DEPARTMENTAL (09100)
General Fund (100)
 FY23 Budget Request / Recommendation Sheet

Departmental Description

The Non-Departmental departments are in five of eight Tax Funds. They are entities created to account for transactions in those funds that are not operational in nature, are not controllable by operating departments, or pertain to more than one operating department in a way that is not rationally allocable.

Common Object Expenditures	FY20 Actual	FY21 Actual	FY22 Budget	FY23 Requested	Requested Change	FY23 Recommended	Recommended Change
51-PERSONAL SERVICES AND EMPLOYEE BENEFITS	1,655,661	1,586,612	164,252	164,252	-	164,252	-
52-PURCHASED / CONTRACTED SERVICES	497,679	399,934	998,880	2,748,880	175.2%	748,880	-25.0%
53-SUPPLIES	-	600	750,966	750,966	-	750,966	-
55-INTERFUND / INTERDEPARTMENTAL CHARGES	2,757,924	3,828,221	3,147,617	2,147,617	-31.8%	2,147,617	-31.8%
57-OTHER COSTS	642,033	849,717	13,697,841	5,192,730	-62.1%	5,192,730	-62.1%
61-OTHER FINANCING USES	681,616	450,000	300,000	300,000	-	300,000	-
70-RETIREMENT SERVICES	-	186	-	-	-	-	-
Total (\$)	6,234,913	7,115,270	19,059,556	11,304,445	-40.7%	9,304,445	-51.2%

Cost Center Level Expenditures	FY20 Actual	FY21 Actual	FY22 Budget	FY23 Requested	Requested Change	FY23 Recommended	Recommended Change
Non-Departmental - General - 09110	6,234,473	7,115,230	19,059,556	11,304,445	-41	9,304,445	-51
Non-Departmental - Parks Bonds Administration - 09112	440	40	-	-	-	-	-
Total (\$)	6,234,913	7,115,270	19,059,556	11,304,445	-40.7%	9,304,445	-51.2%

Departmental Notes

Funding for unemployment insurance, General Fund admin charges and transfer to the Emergency Telephone System Fund (E-911).

NON-DEPARTMENTAL (09100)
General Fund (100)
 FY23 Budget Request / Recommendation Sheet

Base Budget by Object Class/Selected Object Code	FY22 Budget	FY23 Requested	FY23 Recommended	FY23 Approved	Requested Change	Recommended Change	Approved Change
51-PERSONAL SERVICES AND EMPLOYEE BENEFITS	164,252	164,252	164,252	-	-	-	-164,252
Unemployment Compensation	164,252	164,252	164,252	-	-	-	-164,252
52-PURCHASED / CONTRACTED SERVICES	998,880	748,880	748,880	-	-250,000	-250,000	-998,880
53-SUPPLIES	750,966	750,966	750,966	-	-	-	-750,966
55-INTERFUND / INTERDEPARTMENTAL CHARGES	3,147,617	2,147,617	2,147,617	-	-1,000,000	-1,000,000	-3,147,617
57-OTHER COSTS	13,697,841	5,192,730	5,192,730	-	-8,505,111	-8,505,111	-13,697,841
61-OTHER FINANCING USES	300,000	300,000	300,000	-	-	-	-300,000
Base Budget (Total)	19,059,556	9,304,445	9,304,445	-	-9,755,111	-9,755,111	-19,059,556
Total Budget	19,059,556	9,304,445	9,304,445		-9,755,111	-9,755,111	-19,059,556

NON-DEPARTMENTAL (09100)
Police Services Fund (274)
 FY23 Budget Request / Recommendation Sheet

Departmental Description

The Non-Departmental departments are in five of eight Tax Funds. They are entities created to account for transactions in those funds that are not operational in nature, are not controllable by operating departments, or pertain to more than one operating department in a way that is not rationally allocable.

Common Object Expenditures	FY20 Actual	FY21 Actual	FY22 Budget	FY23 Requested	Requested Change	FY23 Recommended	Recommended Change
51-PERSONAL SERVICES AND EMPLOYEE BENEFITS	12,451	18,678	54,326	54,326	-	54,326	-
55-INTERFUND / INTERDEPARTMENTAL CHARGES	8,772,595	9,438,002	10,734,501	10,734,501	-	10,734,501	-
57-OTHER COSTS	-	-234,099	4,000	4,000	-	4,000	-
61-OTHER FINANCING USES	-	-	1,713,840	917,289	-46.5%	917,289	-46.5%
Total (\$)	8,785,046	9,222,581	12,506,667	11,710,116	-6.4%	11,710,116	-6.4%

Cost Center Level Expenditures	FY20 Actual	FY21 Actual	FY22 Budget	FY23 Requested	Requested Change	FY23 Recommended	Recommended Change
09140-Non-Departmental - Police Services	8,785,046	9,222,581	12,506,667	11,710,116	-6.4%	11,710,116	-6.4%
Total (\$)	8,785,046	9,222,581	12,506,667	11,710,116	-6.4%	11,710,116	-6.4%

Departmental Notes

Funding for unemployment insurance, General Fund admin charges and transfer to the Emergency Telephone System Fund (E-911).

NON-DEPARTMENTAL (09100)
Police Services Fund (274)
 FY23 Budget Request / Recommendation Sheet

Base Budget by Object Class/Selected Object Code	FY22 Budget	FY23 Requested	FY23 Recommended	FY23 Approved	Requested Change	Recommended Change	Approved Change
51-PERSONAL SERVICES AND EMPLOYEE BENEFITS	54,326	54,326	54,326	-	-	-	-54,326
Unemployment Compensation	54,326	54,326	54,326	-	-	-	-54,326
55-INTERFUND / INTERDEPARTMENTAL CHARGES	10,734,501	10,734,501	10,734,501	-	-	-	-10,734,501
57-OTHER COSTS	4,000	4,000	4,000	-	-	-	-4,000
61-OTHER FINANCING USES	1,713,840	917,289	917,289	-	-796,551	-796,551	-1,713,840
Base Budget (Total)	12,506,667	11,710,116	11,710,116	-	-796,551	-796,551	-12,506,667
Total Budget	12,506,667	11,710,116	11,710,116	-	-796,551	-796,551	-12,506,667

PARKS (06100)
Designated Fund (271)
 FY23 Budget Request / Recommendation Sheet

Departmental Description

Recreation, Parks & Cultural Affairs is dedicated to enhancing the quality of life of the citizens of DeKalb by offering 114 parks consisting of approximately 6,240 acres of parkland and open spaces, 76 playgrounds, 2 public golf courses, 66 tennis courts, 62 pavilions, 75 athletic fields, 9 recreational facilities and a state-of-the art 500 seat theater.

Common Object Expenditures	FY20 Actual	FY21 Actual	FY22 Budget	FY23 Requested	Requested Change	FY23 Recommended	Recommended Change
51-PERSONAL SERVICES AND EMPLOYEE BENEFITS	8,477,743	9,072,745	9,925,578	10,827,087	9.1%	9,993,211	0.7%
52-PURCHASED / CONTRACTED SERVICES	3,790,026	2,831,456	6,896,919	7,190,619	4.3%	6,925,619	0.4%
53-SUPPLIES	914,160	1,495,467	2,371,764	2,453,364	3.4%	2,453,364	3.4%
54-CAPITAL OUTLAYS	2,819	2,819	219,000	-	-100.0%	-	-100.0%
55-INTERFUND / INTERDEPARTMENTAL CHARGES	1,301,646	1,582,977	1,656,475	1,696,475	2.4%	1,696,475	2.4%
57-OTHER COSTS	134,765	152,497	255,960	255,960	-	255,960	-
58-DEBT SERVICES	-	446	27,112	130,694	382.1%	130,694	382.1%
61-OTHER FINANCING USES	-	-	4,998,613	25,470,000	409.5%	-	-100.0%
70-RETIREMENT SERVICES	-	-	1,450,342	1,450,342	-	1,450,342	-
Total (\$)	14,621,159	15,138,406	27,801,763	49,474,541	78.0%	22,905,664	-17.6%

Cost Center Level Expenditures	FY20 Actual	FY21 Actual	FY22 Budget	FY23 Requested	Requested Change	FY23 Recommended	Recommended Change
06101-Parks - Administration	1,641,396	1,242,623	9,725,464	4,853,716	-50.1%	4,686,719	-51.8%
06102-Parks - Special Populations	140	4,828	35,560	35,560	-	35,560	-
06103-Parks - Summer Programs	99	15,183	364,494	810,895	122.5%	810,895	122.5%
06104-Parks - Recreation Division Administration	651,500	620,587	823,744	853,426	3.6%	866,880	5.2%
06105-Parks - Recreation Centers	3,647,554	3,831,312	3,128,483	4,316,229	38.0%	3,997,917	27.8%
06107-Parks - Mason Mill Tennis Center	8,222	6,835	9,757	9,757	-	9,757	-
06110-Parks - Mystery Valley Golf Course	1,941	2,405	1,365,497	2,358,777	72.7%	1,314,096	-3.8%
06111-Parks - Sugar Creek Golf Course	819,914	915,372	1,012,407	2,137,407	111.1%	1,269,644	25.4%
06112-Parks - Sugar Creek Maintenance	-	7,924	113,327	1,229,840	985.2%	111,504	-1.6%
06113-Parks - Planning & Development	351,232	275,475	348,137	21,982,061	6,214.2%	388,367	11.6%
06114-Parks - Aquatics	66,364	274,325	673,777	673,777	-	673,777	-
06115-Parks - Division Administration	1,552,901	1,547,865	1,376,434	1,409,049	2.4%	1,388,720	0.9%
06116-Parks - District I Service Center	1,434,140	1,483,733	1,357,612	1,448,469	6.7%	1,337,648	-1.5%
06117-Parks - District II Service Center	1,399,791	1,596,838	2,176,520	2,102,110	-3.4%	1,906,619	-12.4%
06118-Parks - District III Service Center	1,931,357	1,885,721	2,136,227	2,289,272	7.2%	2,028,299	-5.1%
06119-Parks - Support Service	3,248	2,690	-	-	-	-	-
06120-Parks - Horticulture & Forestry	15,937	21,104	18,097	18,097	-	18,097	-
06121-Parks - Planning & Development	243	251	-	-	-	-	-
06125-Parks - Sugar Creek Tennis	103,728	84,887	113,250	117,512	3.8%	119,248	5.3%
06126-Parks - Natural Resource Management	147,231	128,757	237,232	193,624	-18.4%	196,745	-17.1%
06128-Parks - Marketing And Promotions	132,058	126,764	204,831	704,687	244.0%	229,998	12.3%
06129-Parks - Security	-	-	1,005,534	216,783	-78.4%	200,917	-80.0%
06130-Parks - Cultural Affairs	303,855	362,226	439,830	333,443	-24.2%	300,667	-31.6%
06132-Parks - Youth Athletics	72,733	94,979	314,952	328,579	4.3%	319,967	1.6%

PARKS (06100)
Designated Fund (271)
 FY23 Budget Request / Recommendation Sheet

Cost Center Level Expenditures	FY20 Actual	FY21 Actual	FY22 Budget	FY23 Requested	Requested Change	FY23 Recommended	Recommended Change
06133-Parks - Office Of Youth Services	-	385	-	-	-	-	-
06136-Parks - Little Creek Horse Farm	335,574	604,780	820,597	1,051,472	28.1%	689,992	-15.9%
CC_06152	-	-	-	-	-	3,632	-
CC_06155	-	558	-	-	-	-	-
Total (\$)	14,621,159	15,138,406	27,801,763	49,474,541	78.0%	22,905,664	-17.6%

Positions	FY20 Actual	FY21 Actual	FY22 Actual	FY23 Requested	Requested Change	FY23 Recommended	Recommended Change
Filled Positions	101	99	119	103	-16	103	-16
Funded Positions	110	112	119	108	-11	108	-11

Notes: 5 new positions recommended

Departmental Notes
 Recreation, Parks and Cultural Affairs joined the ranks of elite park and recreation agencies across the country by earning accreditation through the Commission for Accreditation of Park and Recreation Agencies (CAPRA) and the National Recreation and Park Association (NRPA). This distinguished accomplishment was awarded during the 2020 NRPA Annual Conference.

PARKS (06100)
Designated Fund (271)
 FY23 Budget Request / Recommendation Sheet

Base Budget by Object Class/Selected Object Code	FY22 Budget	FY23 Requested	FY23 Recommended	FY23 Approved	Requested Change	Recommended Change	Approved Change
51-PERSONAL SERVICES AND EMPLOYEE BENEFITS	9,925,578	8,875,468	8,875,468	-	-1,050,110	-1,050,110	-9,925,578
Salaries	5,382,347	5,064,683	5,064,683	-	-317,664	-317,664	-5,382,347
Salaries - Part Time	1,194,992	1,194,992	1,194,992	-	-	-	-1,194,992
Salaries - Adjustments	671,901	-	-	-	-671,901	-671,901	-671,901
Salaries - Temporary	442,386	442,386	442,386	-	-	-	-442,386
Salaries - Overtime	101,148	101,148	101,148	-	-	-	-101,148
County Match - Grp Ins - Allocated	1,425,256	1,390,500	1,390,500	-	-34,756	-34,756	-1,425,256
County Match - FICA	421,204	399,172	399,172	-	-22,032	-22,032	-421,204
401(A) Employer Contribution	77,532	73,775	73,775	-	-3,757	-3,757	-77,532
Workers Compensation	208,812	208,812	208,812	-	-	-	-208,812
Notes: Base Includes 103 positions.							
52-PURCHASED / CONTRACTED SERVICES	6,896,919	6,142,619	6,142,619	-	-754,300	-754,300	-6,896,919
53-SUPPLIES	2,371,764	2,326,764	2,326,764	-	-45,000	-45,000	-2,371,764
54-CAPITAL OUTLAYS	219,000	-	-	-	-219,000	-219,000	-219,000
55-INTERFUND / INTERDEPARTMENTAL CHARGES	1,656,475	1,656,475	1,656,475	-	-	-	-1,656,475
57-OTHER COSTS	255,960	255,960	255,960	-	-	-	-255,960
58-DEBT SERVICES	27,112	24,072	24,072	-	-3,040	-3,040	-27,112
61-OTHER FINANCING USES	4,998,613	-	-	-	-4,998,613	-4,998,613	-4,998,613
70-RETIREMENT SERVICES	1,450,342	1,450,342	1,450,342	-	-	-	-1,450,342
Base Budget (Total)	27,801,763	20,731,700	20,731,700	-	-7,070,063	-7,070,063	-27,801,763

Base Adjustments		FY22 Budget	FY23 Requested	FY23 Recommended	FY23 Approved	Requested Change	Recommended Change	Approved Change
B1.	GEFA Loan Principal (Parks - Administration). GEFA Loan Principal - the Emerald Dam project is schedule to be completed in 1st quarter 2023. This assumes interest only payments until April at which time payments will include interest and principal.	-	85,055	85,055	-	85,055	85,055	-
B2.	GEFA Loan Interest (Parks - Administration). GEFA Loan Interest - The Emerald Dam project is schedule to be completed in 1st quarter 2023. This assumes interest only payments until April at which time payments will include interest and principal. This represents the additional funding needed for interest in FY23.	-	21,567	21,567	-	21,567	21,567	-
B3.	Increase Operating Supplies (Parks - Summer Programs). Operating Supplies - funding to purchase supplies for adaptive recreation programming.	-	30,000	30,000	-	30,000	30,000	-
B4.	Uniforms (Parks - Marketing and Promotions). Uniforms & Clothing - for Porter Sanford technical staff to create a professional appearance and name badges for Cultural Ambassadors (volunteers).	-	600	600	-	600	600	-
Base Adjustments Total		-	137,222	137,222	-	137,222	137,222	-

Operating Enhancements		FY22 Budget	FY23 Requested	FY23 Recommended	FY23 Approved	Requested Change	Recommended Change	Approved Change
O1.	Other Professional Services (Parks - Summer Programs). Other Professional Services - funding for Therapeutic Recreation Programming including RPCA will re-establish county-wide programming for residents with special needs, Special Olympics training and competitions, regular social and developmental programs and a special-needs summer camp program.	-	148,000	148,000	-	148,000	148,000	-

PARKS (06100)
Designated Fund (271)
FY23 Budget Request / Recommendation Sheet

O2.	In-grade Adjustments (Parks - Recreation Division Administration). Salaries Adjustments - in-grade adjustments for recreation administration staff.	-	50,000	50,000	-	50,000	50,000	-
O3.	Increase Part-time Salaries (Parks - Recreation Centers). Part-time salaries - funding for recreation center staffing.	-	100,000	100,000	-	100,000	100,000	-
O4.	4% COLA (Parks - Mystery Valley Golf Course). Salaries Adjustments - COLA 4%.	-	-	5,319	-	-	5,319	-
O5.	Part-time Salaries (Parks - Bransby/Hidden Acres). Part-time Salaries - funding needed to hire a recreation worker for Bransby Park Youth Farm to assist the Park Naturalist.	-	30,000	30,000	-	30,000	30,000	-
O6.	In-grade Adjustments (Parks - Planning & Development). Salaries Adjustments - for 2 construction project managers.	-	18,650	18,650	-	18,650	18,650	-
O7.	4% COLA (Parks - Sugar Creek Tennis). Salaries Adjustments - 4% COLA.	-	-	1,736	-	-	1,736	-
O8.	4% COLA (Parks - Natural Resource Management). Salaries Adjustments - 4% COLA.	-	-	3,121	-	-	3,121	-
O9.	4% COLA (Parks - Tobie Grant). Salaries Adjustments - 4% COLA.	-	-	3,632	-	-	3,632	-
O10.	Part-time Salaries (Parks - Summer Programs). Part-time Salaries - for 2 Recreation Workers to support the day-to-day operation of the Therapeutic Program.	-	62,400	62,400	-	62,400	62,400	-
O11.	4% COLA (Parks - Recreation Division Administration). Salaries Adjustments - 4% COLA.	-	-	13,454	-	-	13,454	-
O12.	Establish Part-time Salaries for ECDC&SC (Parks - Recreation Centers). Part-time Salaries - to support the day-to-day operations: 2 Aquatics Supervisors, 4 Senior Lifeguards, 8 Lifeguards and 5 Recreation Workers for the new East Central DeKalb Community and Senior Center (ECDC&SC).	-	323,750	323,750	-	323,750	323,750	-
O13.	Increase Other Professional Services (Parks - Sugar-Creek Golf Course). Other Professional Services - for Sugar Creek tennis court resurfacing phase I (3 tennis courts).	-	35,000	35,000	-	35,000	35,000	-
O14.	4% COLA (Parks - Bransby/Hidden Acres). Salaries Adjustments - 4% COLA.	-	-	1,664	-	-	1,664	-
O15.	4% COLA (Parks - Planning & Development). Salaries Adjustments - 4% COLA.	-	-	6,306	-	-	6,306	-
O16.	4% COLA (Parks - Division Administration). Salaries Adjustments - 4% COLA.	-	-	1,664	-	-	1,664	-
O17.	4% COLA (Parks - Security). Salaries Adjustments - 4% COLA.	-	-	4,134	-	-	4,134	-
O18.	4% COLA (Parks - Cultural Affairs). Salaries Adjustments - 4% COLA.	-	-	7,224	-	-	7,224	-
O19.	4% COLA (Parks - Youth Athletics). Salaries Adjustments - 4% COLA.	-	-	1,388	-	-	1,388	-
O20.	Other Professional Services for Programming (Parks - Summer Programs). Other Professional Services - funding for Therapeutic Programming. RPCA will re-establish county-wide programming for residents with special needs including Special Olympics training and competitions, regular social and developmental programs throughout the year and a special-needs summer camp program	-	148,000	148,000	-	148,000	148,000	-
O21.	Establish Temporary Salaries for ECDC&SC (Parks - Recreation Centers). Temporary Salaries - for programming - 1 Water Aerobics Instructor, 1 Tai Chi/Yoga Instructor and ten (10) Recreation Assistants the new East Central DeKalb Community and Senior Center (ECDC&SC).	-	54,630	54,630	-	54,630	54,630	-
O22.	Increase Operating Supplies (Parks - Sugar Creek Golf Course). Operating Supplies - for Sugar Creek driving range cover to protect and allow the public to use he range during inclement weather.	-	30,000	30,000	-	30,000	30,000	-
O23.	4% COLA (Parks - District I Service Center). Salaries Adjustments - 4% COLA.	-	-	10,483	-	-	10,483	-
O24.	4% COLA (Parks - District II Service Center). Salaries Adjustments - 4% COLA.	-	-	16,466	-	-	16,466	-
O25.	4% COLA (Parks - District III Service Center). Salaries Adjustments - 4% COLA.	-	-	20,860	-	-	20,860	-
O26.	4% COLA (Parks - Little Creek Horse Farm). Salaries Adjustments - 4% COLA.	-	-	8,520	-	-	8,520	-
O27.	Establish Other Professional Services for (ECDC&SC - Parks - Recreation Centers). Other Professional Services - for janitorial services at the new East Central DeKalb Community and Senior Center (ECDC&SC).	-	72,000	72,000	-	72,000	72,000	-
O28.	Stump Grinder (Parks - Sugar-Creek Golf Course). Tools & Small Equipment - to purchase a stump grinder for Sugar Creek to allow in-house removal and grinding of stumps.	-	40,000	40,000	-	40,000	40,000	-
O29.	Professional Services (Parks - Administration). Other Professional Services - funding for the Park Pride contract and increased responsibility.	-	155,000	155,000	-	155,000	155,000	-

PARKS (06100)
Designated Fund (271)
 FY23 Budget Request / Recommendation Sheet

O30.	In-grade adjustments (Parks - Summer Programs). Salaries Adjustments - in-grade adjustments for summer programs staff.	-	2,000	2,000	-	2,000	2,000	-
O31.	Establish Operating Supplies for ECDC&SC (Parks - Recreation Centers). Operating Supplies - for programming supplies for afterschool and summer day camp programs and Lifeguard Certification for twelve (12) lifeguards at the new new community and senior center.	-	26,000	26,000	-	26,000	26,000	-
O32.	Increase Other Professional Services for bunker (Parks - Sugar-Creek Golf Course). Other Professional Services - for sand bunker renovation phase II (final 12 bunkers).	-	75,000	75,000	-	75,000	75,000	-
O33.	4% COLA (Parks - Marketing and Promotions). Salaries Adjustments - 4% COLA.	-	-	3,248	-	-	3,248	-
O34.	4% COLA (Parks - Administration). Salaries Adjustments - 4% COLA.	-	-	17,003	-	-	17,003	-
O35.	4% COLA (Parks - Recreation Centers). Salaries Adjustments - 4% COLA.	-	-	81,688	-	-	81,688	-
O36.	Increase Other Professional Services (Parks - Sugar-Creek Golf Course). Other Professional Services - for Sugar Creek renovations.	-	75,000	75,000	-	75,000	75,000	-
O37.	15-passenger van for ECDC&SC (Parks - Recreation Centers). Additions to the Fleet - 15 passenger van for the new Community and Senior Center ECDC&SC. Transportation needed to transport children to excursions or destinations.	-	40,000	40,000	-	40,000	40,000	-
O38.	4% COLA (Parks - Sugar Creek Golf Course). Salaries Adjustments - 4% COLA.	-	-	2,237	-	-	2,237	-
O39.	Establish Training & Conferences for (ECDC&SC - Parks - Recreation Centers). Training & Conferences - for Lifeguard certification fees for new East Central DeKalb Community & Senior Center.	-	3,000	3,000	-	3,000	3,000	-
O40.	Establish Maintenance & Repairs for ECDC&SC (Parks - Recreation Centers). Maintenance & Repairs - funding for the new East Central DeKalb Community & Senior Center.	-	72,000	72,000	-	72,000	72,000	-
Operating Enhancements Total		-	1,560,430	1,770,577	-	1,560,430	1,770,577	-

Workforce Enhancements		FY22 Budget	FY23 Requested	FY23 Recommended	FY23 Approved	Requested Change	Recommended Change	Approved Change
W1.	New Position Requests	-	56,001	56,001	-	56,001	56,001	-
W2.	New Position Requests	-	125,019	125,019	-	125,019	125,019	-
W3.	New Position Requests	-	85,146	85,146	-	85,146	85,146	-
W4.	New Position Requests	-	42,937	-	-	42,937	-	-

Notes: 5 new positions recommended

Workforce Enhancements Total		-	309,102	266,165	-	309,102	266,165	-
-------------------------------------	--	---	----------------	----------------	---	----------------	----------------	---

Total Budget		27,801,763	22,738,454	22,905,664	-	-5,063,309	-4,896,098	-27,801,763
---------------------	--	-------------------	-------------------	-------------------	---	-------------------	-------------------	--------------------

PLANNING & SUSTAINABILITY (05100)
Development Fund (201)
 FY23 Budget Request / Recommendation Sheet

Departmental Description

The Planning and Sustainability Department consists of three divisions: Long Range Planning, Current Planning, and Development Services. The Long Range Planning division is responsible for policy recommendations and programs to guide the county's growth, including preparation of the County's Comprehensive Plan. The Current Planning division has four key areas of responsibility: zoning and subdivisions, board support, urban design and overlay districts. Responsibilities also include making recommendations for special land use permits, rezoning, text amendments, variances, plat reviews, and historic preservation designations through an inclusive public hearings process. The Development Services division is comprised of three key sections: Permits and Plans Review (residential and non-residential); Inspections (land development, environmental, building, and trades); Business and Alcohol Licensing. The budget is divided among three funds, General - Fund 100, Development - Fund 201, and Special Tax District Unincorporated - Fund 272.

Common Object Expenditures	FY20 Actual	FY21 Actual	FY22 Budget	FY23 Requested	Requested Change	FY23 Recommended	Recommended Change
51-PERSONAL SERVICES AND EMPLOYEE BENEFITS	3,947,949	4,207,672	5,040,099	6,410,939	27.2%	6,574,505	30.4%
52-PURCHASED / CONTRACTED SERVICES	172,330	1,717,806	3,624,220	3,724,220	2.8%	3,724,220	2.8%
53-SUPPLIES	61,019	50,232	240,595	123,595	-48.6%	123,595	-48.6%
54-CAPITAL OUTLAYS	170	340	147,521	131,484	-10.9%	131,484	-10.9%
55-INTERFUND / INTERDEPARTMENTAL CHARGES	1,367,177	1,286,317	1,524,645	1,524,641	-	1,524,641	-
70-RETIREMENT SERVICES	421,211	595,518	754,206	754,206	-	754,206	-
Total (\$)	5,969,857	7,857,885	11,331,286	12,669,085	11.8%	12,832,651	13.2%

Cost Center Level Expenditures	FY20 Actual	FY21 Actual	FY22 Budget	FY23 Requested	Requested Change	FY23 Recommended	Recommended Change
05110-Plan & Sust - Administration	2,250,526	3,885,150	6,355,809	6,969,334	9.7%	7,132,900	12.2%
05130-Plan & Sust - Land Development	602,916	761,519	1,120,675	1,119,344	-0.1%	1,119,344	-0.1%
05140-Plan & Sust - Structural Inspections	1,335,467	1,342,004	1,518,633	1,811,554	19.3%	1,811,554	19.3%
05150-Plan & Sust - Permits & Zoning	1,237,705	1,216,617	1,654,002	1,948,784	17.8%	1,948,784	17.8%
05160-Plan & Sust - Env Plans Review & Inspection	543,244	652,595	682,167	820,069	20.2%	820,069	20.2%
Total (\$)	5,969,857	7,857,885	11,331,286	12,669,085	11.8%	12,832,651	13.2%

Positions	FY20 Actual	FY21 Actual	FY22 Actual	FY23 Requested	Requested Change	FY23 Recommended	Recommended Change
Filled Positions	58	68	71	80	9	80	9
Funded Positions	58	68	71	80	9	80	9

Notes: 71 filled, 5 existing positions, 4 new positions.

Departmental Notes

PLANNING & SUSTAINABILITY (05100)
Development Fund (201)
 FY23 Budget Request / Recommendation Sheet

Base Budget by Object Class/Selected Object Code	FY22 Budget	FY23 Requested	FY23 Recommended	FY23 Approved	Requested Change	Recommended Change	Approved Change
51-PERSONAL SERVICES AND EMPLOYEE BENEFITS	5,040,099	5,524,842	5,524,842	-	484,743	484,743	-5,040,099
Salaries	3,634,413	3,948,502	3,948,502	-	314,089	314,089	-3,634,413
Salaries - Adjustments	179,755	179,755	179,755	-	-	-	-179,755
Salaries - Overtime	32,028	32,028	32,028	-	-	-	-32,028
County Match - Group Insurance	16,284	16,284	16,284	-	-	-	-16,284
County Match - Grp Ins - Allocated	768,000	904,500	904,500	-	136,500	136,500	-768,000
County Match - FICA	278,036	302,060	302,060	-	24,024	24,024	-278,036
401(A) Employer Contribution	74,316	84,446	84,446	-	10,130	10,130	-74,316
Unemployment Compensation	3,689	3,689	3,689	-	-	-	-3,689
Workers Compensation	53,578	53,578	53,578	-	-	-	-53,578
Notes: Base budget funds 68 positions.							
52-PURCHASED / CONTRACTED SERVICES	3,624,220	3,624,220	3,624,220	-	-	-	-3,624,220
53-SUPPLIES	240,595	123,595	123,595	-	-117,000	-117,000	-240,595
54-CAPITAL OUTLAYS	147,521	131,484	131,484	-	-16,037	-16,037	-147,521
55-INTERFUND / INTERDEPARTMENTAL CHARGES	1,524,645	1,474,641	1,474,641	-	-50,004	-50,004	-1,524,645
70-RETIREMENT SERVICES	754,206	754,206	754,206	-	-	-	-754,206
Base Budget (Total)	11,331,286	11,632,988	11,632,988	-	301,702	301,702	-11,331,286

Base Adjustments	FY22 Budget	FY23 Requested	FY23 Recommended	FY23 Approved	Requested Change	Recommended Change	Approved Change
B1. Temporary Personnel. Temporary staff to be used during peak business season at One-Stop Shop.	-	100,000	100,000	-	100,000	100,000	-
B2. Vehicle Replacements. Five vehicle replacements.	-	50,000	50,000	-	50,000	50,000	-
Base Adjustments Total	-	150,000	150,000	-	150,000	150,000	-

Operating Enhancements	FY22 Budget	FY23 Requested	FY23 Recommended	FY23 Approved	Requested Change	Recommended Change	Approved Change
O1. Cost of living adjustments (COLA). Funding for 4% COLA.	-	-	159,352	-	-	159,352	-
Operating Enhancements Total	-	-	159,352	-	-	159,352	-

PLANNING & SUSTAINABILITY (05100)
Development Fund (201)
 FY23 Budget Request / Recommendation Sheet

Workforce Enhancements		FY22 Budget	FY23 Requested	FY23 Recommended	FY23 Approved	Requested Change	Recommended Change	Approved Change
W1.	Existing Vacancies	-	205,565	205,565	-	205,565	205,565	-
W2.	Existing Vacancies	-	247,879	247,879	-	247,879	247,879	-
W3.	Existing Vacancies	-	91,289	91,289	-	91,289	91,289	-
Notes: W1 - W3 - 1 deputy director planning & sustainability (CC 05110, Pos #15580, start date 4/1/23), 1 special projects coordinator (CC 05110, Pos #16160, start date 4/1/23), 1 inspector supervisor (CC 05140 - Structural Inspections, Pos #00584, start date 4/1/23, 1 building inspector (CC 05140 - Structural Inspections, Pos #00593, start date 4/1/23), 1 - building inspector senior (CC 05140 - building inspector senior, Pos #00606, start date 4/1/23).								
W5.	New Position Requests	-	256,350	260,563	-	256,350	260,563	-
W6.	New Position Requests	-	85,014	85,014	-	85,014	85,014	-
Notes: W5 - W6 - 1 deputy director planning & sustainability (CC 05110 - Administration, start date 4/1/23), 1 IT project manager (CC 05110 - Administration, start date 4/1/23), 1 customer care rep senior (CC 05110 - Administration, start date 4/1/23), 1 engineer plan review manager (CC 05150 - Permits & Zoning, start date 4/1/23).								
Workforce Enhancements Total		-	886,097	890,310	-	886,097	890,310	-
Total Budget		11,331,286	12,669,085	12,832,651		1,337,799	1,501,364	-11,331,286

PLANNING & SUSTAINABILITY (05100)
General Fund (100)
 FY23 Budget Request / Recommendation Sheet

Departmental Description

The Planning and Sustainability Department consists of three divisions: Long Range Planning, Current Planning, and Development Services. The Long Range Planning division is responsible for policy recommendations and programs to guide the county's growth, including preparation of the County's Comprehensive Plan. The Current Planning division has four key areas of responsibility: zoning and subdivisions, board support, urban design and overlay districts. Responsibilities also include making recommendations for special land use permits, rezoning, text amendments, variances, plat reviews, and historic preservation designations through an inclusive public hearings process. The Development Services division is comprised of three key sections: Permits and Plans Review (residential and non-residential); Inspections (land development, environmental, building, and trades); Business and Alcohol Licensing. The budget is divided among three funds, General - Fund 100, Development - Fund 201, and Special Tax District Unincorporated - Fund 272.

Common Object Expenditures	FY20 Actual	FY21 Actual	FY22 Budget	FY23 Requested	Requested Change	FY23 Recommended	Recommended Change
51-PERSONAL SERVICES AND EMPLOYEE BENEFITS	1,050,878	968,529	1,349,146	1,945,352	44.2%	1,970,355	46.0%
52-PURCHASED / CONTRACTED SERVICES	104,927	479,670	945,842	1,313,322	38.9%	1,301,322	37.6%
53-SUPPLIES	5,898	4,260	25,220	49,720	97.1%	49,720	97.1%
54-CAPITAL OUTLAYS	3,702	3,702	36,000	4,500	-87.5%	4,500	-87.5%
55-INTERFUND / INTERDEPARTMENTAL CHARGES	4,709	3,127	-	-	-	-	-
61-OTHER FINANCING USES	250,000	-	-	-	-	-	-
70-RETIREMENT SERVICES	-	-	188,670	188,670	-	188,670	-
Total (\$)	1,420,113	1,459,288	2,544,878	3,501,564	37.6%	3,514,567	38.1%

Cost Center Level Expenditures	FY20 Actual	FY21 Actual	FY22 Budget	FY23 Requested	Requested Change	FY23 Recommended	Recommended Change
05110-Plan & Sust - Administration	3,564	120	-	-	-	-	-
05115-Plan & Sust - Planning Administration	566,014	598,942	1,061,203	1,566,550	47.6%	1,563,728	47.4%
05130-Plan & Sust - Land Development	-	325	-	-	-	-	-
05140-Plan & Sust - Structural Inspections	1,543	-	-	-	-	-	-
05145-Plan & Sust - Code Compliance	2,662	2,766	-	-	-	-	-
05170-Plan & Sust - Long Range Planning	845,149	855,682	1,483,675	1,935,014	30.4%	1,950,839	31.5%
05180-Plan & Sust - Zoning Analysis	1,180	1,452	-	-	-	-	-
Total (\$)	1,420,113	1,459,288	2,544,878	3,501,564	37.6%	3,514,567	38.1%

Positions	FY20 Actual	FY21 Actual	FY22 Actual	FY23 Requested	Requested Change	FY23 Recommended	Recommended Change
Filled Positions	11	13	13	16	3	16	3
Funded Positions	12	13	13	16	3	16	3

Notes: 11 filled positions, 5 existing vacant positions.

Departmental Notes

PLANNING & SUSTAINABILITY (05100)
General Fund (100)
 FY23 Budget Request / Recommendation Sheet

Base Budget by Object Class/Selected Object Code	FY22 Budget	FY23 Requested	FY23 Recommended	FY23 Approved	Requested Change	Recommended Change	Approved Change
51-PERSONAL SERVICES AND EMPLOYEE BENEFITS	1,349,146	1,476,469	1,477,312	-	127,323	128,166	-1,349,146
Salaries	982,774	1,071,485	1,072,284	-	88,711	89,510	-982,774
Salaries - Adjustments	54,480	54,480	54,480	-	-	-	-54,480
Salaries - Overtime	58,668	58,668	58,668	-	-	-	-58,668
County Match - Group Insurance	2,808	2,808	2,808	-	-	-	-2,808
County Match - Grp Ins - Allocated	159,000	189,000	189,000	-	30,000	30,000	-159,000
County Match - FICA	74,046	82,920	82,964	-	8,874	8,918	-74,046
401(A) Employer Contribution	8,916	8,654	8,654	-	-262	-262	-8,916
Workers Compensation	450	450	450	-	-	-	-450
Allowance - Automobile	8,004	8,004	8,004	-	-	-	-8,004
Notes: Base budget funds 11 positions.							
52-PURCHASED / CONTRACTED SERVICES	945,842	645,842	645,842	-	-300,000	-300,000	-945,842
53-SUPPLIES	25,220	25,220	25,220	-	-	-	-25,220
54-CAPITAL OUTLAYS	36,000	-	-	-	-36,000	-36,000	-36,000
70-RETIREMENT SERVICES	188,670	188,670	188,670	-	-	-	-188,670
Base Budget (Total)	2,544,878	2,336,201	2,337,044	-	-208,677	-207,834	-2,544,878

Operating Enhancements		FY22 Budget	FY23 Requested	FY23 Recommended	FY23 Approved	Requested Change	Recommended Change	Approved Change
O1.	Other Professional Services. Matching funds for ARC LCI grants, SAP plans, Clifton Coordinator MARTA station, and World Planning Day/Urbanism recognition efforts.	-	605,000	605,000	-	605,000	605,000	-
O2.	Technology. Microsoft 10/ESRI Geoplanner	-	4,500	4,500	-	4,500	4,500	-
O3.	Advertising. Branding and advertising of the Memorial Drive redevelopment corridor plans.	-	50,000	50,000	-	50,000	50,000	-
O4.	Marketing. Marketing for the I-20 East TOD and Memorial Drive plans.	-	480	480	-	480	480	-
O5.	Operating Supplies. Purchase of drones for marketing and projects.	-	4,000	4,000	-	4,000	4,000	-
O6.	Subscription Services. Annual division subscriptions for Granicus, Adobe-Suites, Community Analyst, and ESRT Geoplanner Microsoft software services.	-	20,500	20,500	-	20,500	20,500	-
O7.	Cost of living adjustment (COLA). Funding for 4% COLA.	-	-	27,861	-	-	27,861	-
Operating Enhancements Total		-	684,480	712,341	-	684,480	712,341	-

Workforce Enhancements		FY22 Budget	FY23 Requested	FY23 Recommended	FY23 Approved	Requested Change	Recommended Change	Approved Change
W1.	Existing Vacancies	-	362,951	359,286	-	362,951	359,286	-
W2.	Existing Vacancies	-	105,932	105,896	-	105,932	105,896	-
Notes: W2 - 1 administrative coordinator (CC 05115 - Administration, Pos #00561, start date 4/1/23), 1 - deputy chief operations (CC 05115 - Administration, Pos #07819, start date 4/1/23), 1 management analyst IV (CC 05115 - Administration, Pos #10148, start date 4/1/23), 1 GIS specialist (CC 05170, Pos #15496, start date 4/1/23), 1 special projects (CC 05170, Pos #999177, start date 4/1/23).								
Workforce Enhancements Total		-	468,883	465,182	-	468,883	465,182	-

Total Budget	2,544,878	3,489,564	3,514,567	-	944,686	969,689	-2,544,878
---------------------	------------------	------------------	------------------	----------	----------------	----------------	-------------------

PLANNING & SUSTAINABILITY (05100)
Unincorporated Fund (272)
 FY23 Budget Request / Recommendation Sheet

Departmental Description

The Planning and Sustainability Department consists of three divisions: Long Range Planning, Current Planning, and Development Services. The Long Range Planning division is responsible for policy recommendations and programs to guide the county's growth, including preparation of the County's Comprehensive Plan. The Current Planning division has four key areas of responsibility: zoning and subdivisions, board support, urban design and overlay districts. Responsibilities also include making recommendations for special land use permits, rezoning, text amendments, variances, plat reviews, and historic preservation designations through an inclusive public hearings process. The Development Services division is comprised of three key sections: Permits and Plans Review (residential and non-residential); Inspections (land development, environmental, building, and trades); Business and Alcohol Licensing. The budget is divided among three funds, General - Fund 100, Development - Fund 201, and Special Tax District Unincorporated - Fund 272.

Common Object Expenditures	FY20 Actual	FY21 Actual	FY22 Budget	FY23 Requested	Requested Change	FY23 Recommended	Recommended Change
51-PERSONAL SERVICES AND EMPLOYEE BENEFITS	1,370,521	1,569,291	1,831,170	2,049,559	11.9%	1,835,184	0.2%
52-PURCHASED / CONTRACTED SERVICES	81,933	79,165	441,677	262,481	-40.6%	262,481	-40.6%
53-SUPPLIES	4,950	2,056	7,579	15,579	105.6%	15,579	105.6%
54-CAPITAL OUTLAYS	-	-	35,000	20,000	-42.9%	25,632	-26.8%
55-INTERFUND / INTERDEPARTMENTAL CHARGES	70,170	35,757	40,568	40,568	-	40,568	-
70-RETIREMENT SERVICES	-	-	313,637	313,637	-	313,637	-
Total (\$)	1,527,574	1,686,269	2,669,631	2,701,824	1.2%	2,493,081	-6.6%

Cost Center Level Expenditures	FY20 Actual	FY21 Actual	FY22 Budget	FY23 Requested	Requested Change	FY23 Recommended	Recommended Change
05115-Plan & Sust - Planning Administration	5,070	-	-	-	-	-	-
05145-Plan & Sust - Code Compliance	-90,750	21,461	1,588	1,588	-	1,588	-
05180-Plan & Sust - Zoning Analysis	906,591	984,468	1,710,638	1,734,027	1.4%	1,598,894	-6.5%
05181-Plan & Sust - Business License	706,663	680,340	957,405	966,209	1	892,599	-7
Total (\$)	1,527,574	1,686,269	2,669,631	2,701,824	1.2%	2,493,081	-6.6%

Positions	FY20 Actual	FY21 Actual	FY22 Actual	FY23 Requested	Requested Change	FY23 Recommended	Recommended Change
Filled Positions	22	22	24	24	-	24	-
Funded Positions	22	22	24	24	-	24	-

Notes:

Departmental Notes

PLANNING & SUSTAINABILITY (05100)
Unincorporated Fund (272)
 FY23 Budget Request / Recommendation Sheet

Base Budget by Object Class/Selected Object Code	FY22 Budget	FY23 Requested	FY23 Recommended	FY23 Approved	Requested Change	Recommended Change	Approved Change
51-PERSONAL SERVICES AND EMPLOYEE BENEFITS	1,831,170	1,800,470	1,800,470	-	-30,700	-30,700	-1,831,170
Salaries	1,347,805	1,304,941	1,304,941	-	-42,864	-42,864	-1,347,805
Salaries - Adjustments	56,791	56,791	56,791	-	-	-	-56,791
Salaries - Overtime	7,236	7,236	7,236	-	-	-	-7,236
County Match - Group Insurance	5,892	5,892	5,892	-	-	-	-5,892
County Match - Grp Ins - Allocated	285,000	297,000	297,000	-	12,000	12,000	-285,000
County Match - FICA	103,110	99,827	99,827	-	-3,283	-3,283	-103,110
401(A) Employer Contribution	23,748	27,195	27,195	-	3,447	3,447	-23,748
Workers Compensation	1,588	1,588	1,588	-	-	-	-1,588
Notes: Base budget funds 22 positions.							
52-PURCHASED / CONTRACTED SERVICES	441,677	241,677	241,677	-	-200,000	-200,000	-441,677
53-SUPPLIES	7,579	7,579	7,579	-	-	-	-7,579
54-CAPITAL OUTLAYS	35,000	-	-	-	-35,000	-35,000	-35,000
55-INTERFUND / INTERDEPARTMENTAL CHARGES	40,568	40,568	40,568	-	-	-	-40,568
70-RETIREMENT SERVICES	313,637	313,637	313,637	-	-	-	-313,637
Base Budget (Total)	2,669,631	2,403,931	2,403,931	-	-265,700	-265,700	-2,669,631

Base Adjustments	FY22 Budget	FY23 Requested	FY23 Recommended	FY23 Approved	Requested Change	Recommended Change	Approved Change
B1. Printing Services. BOC requested redesign of public hearing signage of boards/commissions meetings for better visibility.	-	12,000	12,000	-	12,000	12,000	-
B2. Advertisement Services. Mandated to post public meeting notices.	-	8,804	8,804	-	8,804	8,804	-
B3. Operating Supplies. Restoration of pre-covid operations and the cost of additional staff.	-	8,000	8,000	-	8,000	8,000	-
B4. Technology. Computer refresh for staff.	-	20,000	25,632	-	20,000	25,632	-
Base Adjustments Total	-	48,804	54,436	-	48,804	54,436	-

Operating Enhancements	FY22 Budget	FY23 Requested	FY23 Recommended	FY23 Approved	Requested Change	Recommended Change	Approved Change
O1. Cost of living adjustment (COLA). Funding for 4% COLA.	-	-	34,714	-	-	34,714	-
Operating Enhancements Total	-	-	34,714	-	-	34,714	-

Workforce Enhancements	FY22 Budget	FY23 Requested	FY23 Recommended	FY23 Approved	Requested Change	Recommended Change	Approved Change
W1. Existing Vacancies	-	112,323	-	-	112,323	-	-
W2. Existing Vacancies	-	73,610	-	-	73,610	-	-
Notes:							
W3. New Position Requests	-	63,157	-	-	63,157	-	-
Notes:							
Workforce Enhancements Total	-	249,089	-	-	249,089	-	-

Total Budget	2,669,631	2,701,824	2,493,081	-	32,193	-176,550	-2,669,631
---------------------	------------------	------------------	------------------	----------	---------------	-----------------	-------------------

POLICE (04600)
General Fund (100)
 FY23 Budget Request / Recommendation Sheet

Departmental Description

The Police Department is under the umbrella of Public Safety and reports to the Director of Public Safety. The Department is comprised of Five (5) distinct divisions. The divisions of the police department include the Office of the Chief, which includes the Office of the Chief of Staff; the Uniform Division; the Special Operations Division; the Criminal Investigations Division; and the Support Services Division. The departmental budget is divided among two (2) funds; the General Fund and the Police Fund.

Common Object Expenditures	FY20 Actual	FY21 Actual	FY22 Budget	FY23 Requested	Requested Change	FY23 Recommended	Recommended Change
51-PERSONAL SERVICES AND EMPLOYEE BENEFITS	1,263,821	1,296,713	1,499,860	1,635,023	9.0%	1,662,424	10.8%
52-PURCHASED / CONTRACTED SERVICES	3,869,085	3,912,099	5,792,938	5,792,934	-	5,792,934	-
53-SUPPLIES	48,636	134,868	572,043	372,047	-35.0%	372,047	-35.0%
54-CAPITAL OUTLAYS	-	-	3,000	3,000	-	3,000	-
55-INTERFUND / INTERDEPARTMENTAL CHARGES	169,385	143,583	77,960	77,960	-	77,960	-
70-RETIREMENT SERVICES	-	-	228,399	228,399	-	228,399	-
Total (\$)	5,350,928	5,487,263	8,174,200	8,109,363	-0.8%	8,136,764	-0.5%

Cost Center Level Expenditures	FY20 Actual	FY21 Actual	FY22 Budget	FY23 Requested	Requested Change	FY23 Recommended	Recommended Change
04601-Police - Directors Office	409,462	410,581	635,502	765,094	20.4%	765,094	20.4%
04602-Police - Administrative Services	1,331,657	1,344,960	1,949,839	1,955,410	0.3%	1,982,811	1.7%
04604-Police - Communications	3,561,448	3,597,691	5,163,544	5,163,543	-	5,163,543	-
04609-Police - Firing Range	40,206	109,562	410,913	210,913	-48.7%	210,913	-48.7%
04616-Police - Animal Control	8,095	24,450	14,402	14,402	-	14,402	-
04679-Police Services - Intelligence-Led-Policing	60	18	-	-	-	-	-
Total (\$)	5,350,928	5,487,263	8,174,200	8,109,363	-0.8%	8,136,764	-0.5%

Positions	FY20 Actual	FY21 Actual	FY22 Actual	FY23 Requested	Requested Change	FY23 Recommended	Recommended Change
Filled Positions	15	16	17	18	1	18	1
Funded Positions	16	15	17	18	1	18	1

Notes: 15 filled 3 vacant

Departmental Notes

FY23 funding for cost of living adjustment and vacant positions.

POLICE (04600)
General Fund (100)
 FY23 Budget Request / Recommendation Sheet

Base Budget by Object Class/Selected Object Code		FY22 Budget	FY23 Requested	FY23 Recommended	FY23 Approved	Requested Change	Recommended Change	Approved Change
51-PERSONAL SERVICES AND EMPLOYEE BENEFITS		1,499,860	1,416,545	1,416,545	-	-83,315	-83,315	-1,499,860
Salaries		1,077,905	1,038,946	1,038,946	-	-38,959	-38,959	-1,077,905
Salaries - Adjustments		48,972	1,709	1,709	-	-47,263	-47,263	-48,972
Salaries - Overtime		2,004	2,000	2,000	-	-4	-4	-2,004
County Match - Group Insurance		-3,000	-	-	-	3,000	3,000	3,000
County Match - Grp Ins - Allocated		204,000	202,500	202,500	-	-1,500	-1,500	-204,000
County Match - FICA		79,626	78,798	78,798	-	-828	-828	-79,626
401(A) Employer Contribution		13,005	15,244	15,244	-	2,239	2,239	-13,005
Workers Compensation		76,604	76,604	76,604	-	-	-	-76,604
Allowance - Clothing		744	744	744	-	-	-	-744
Notes: Base budget funds 15 positions								
52-PURCHASED / CONTRACTED SERVICES		5,792,938	5,792,934	5,792,934	-	-4	-4	-5,792,938
53-SUPPLIES		572,043	372,047	372,047	-	-199,996	-199,996	-572,043
54-CAPITAL OUTLAYS		3,000	3,000	3,000	-	-	-	-3,000
55-INTERFUND / INTERDEPARTMENTAL CHARGES		77,960	77,960	77,960	-	-	-	-77,960
70-RETIREMENT SERVICES		228,399	228,399	228,399	-	-	-	-228,399
Base Budget (Total)		8,174,200	7,890,885	7,890,885	-	-283,315	-283,315	-8,174,200
Operating Enhancements		FY22 Budget	FY23 Requested	FY23 Recommended	FY23 Approved	Requested Change	Recommended Change	Approved Change
O1.	Cost of Living Adjustment (Police - Administrative Services). Salary Adjustments - funding for a 4% cost of living adjustment including associated benefits.	-	-	27,401	-	-	27,401	-
Operating Enhancements Total		-	-	27,401	-	-	27,401	-
Workforce Enhancements		FY22 Budget	FY23 Requested	FY23 Recommended	FY23 Approved	Requested Change	Recommended Change	Approved Change
W1.	Existing Vacancies	-	218,478	218,478	-	218,478	218,478	-
Notes: W1 - 1 police planning & research manager (CC 04602 - Police Administrative Services, Pos# 00904, start date 1/1/2023); 2 payroll / Personnel Assistant (CC 04602 - Police Administrative Services, Pos# 00134 & 00970, start date 1/1/2023)								
Workforce Enhancements Total		-	218,478	218,478	-	218,478	218,478	-
Total Budget		8,174,200	8,109,363	8,136,764	-	-64,837	-37,436	-8,174,200

POLICE (04600)
Police Services Fund (274)
 FY23 Budget Request / Recommendation Sheet

Departmental Description

The Police Department is under the umbrella of Public Safety and reports to the Director of Public Safety. The Department is comprised of Five (5) distinct divisions. The divisions of the police department include the Office of the Chief, which includes the Office of the Chief of Staff; the Uniform Division; the Special Operations Division; the Criminal Investigations Division; and the Support Services Division. The departmental budget is divided among two (2) funds; the General Fund and the Police Fund.

Common Object Expenditures	FY20 Actual	FY21 Actual	FY22 Budget	FY23 Requested	Requested Change	FY23 Recommended	Recommended Change
51-PERSONAL SERVICES AND EMPLOYEE BENEFITS	70,063,147	63,916,292	76,493,792	89,567,237	17.1%	84,705,667	10.7%
52-PURCHASED / CONTRACTED SERVICES	2,866,528	2,067,855	6,293,700	6,612,498	5.1%	6,612,498	5.1%
53-SUPPLIES	993,881	1,664,503	4,274,820	4,162,342	-2.6%	4,162,342	-2.6%
54-CAPITAL OUTLAYS	47,351	52,531	1,418,307	1,762,201	24.2%	1,762,201	24.2%
55-INTERFUND / INTERDEPARTMENTAL CHARGES	13,598,277	15,415,996	13,809,903	13,809,903	-	13,809,903	-
61-OTHER FINANCING USES	366,371	937,697	1,513,032	1,227,912	-18.8%	1,227,912	-18.8%
70-RETIREMENT SERVICES	-	-	10,497,802	10,497,802	-	10,497,802	-
Total (\$)	87,935,555	84,054,874	114,301,356	127,639,895	11.7%	122,778,324	7.4%

Cost Center Level Expenditures	FY20 Actual	FY21 Actual	FY22 Budget	FY23 Requested	Requested Change	FY23 Recommended	Recommended Change
04655-Police Services - Records	2,019,936	1,861,925	2,536,550	2,399,797	-5.4%	2,334,416	-8.0%
04660-Police Services - Assistant Director	1,608,770	1,543,160	1,600,524	1,709,425	6.8%	1,685,758	5.3%
04661-Police Services - Service Support	3,318,876	3,098,798	5,230,667	4,357,015	-16.7%	4,299,234	-17.8%
04662-Police Services - Internal Affairs	859,587	886,222	901,127	887,628	-1.5%	935,479	3.8%
04663-Police Services - Criminal Investigation Division	7,671,939	6,435,375	7,008,738	7,730,084	10.3%	7,604,784	8.5%
04664-Police Services - Special Operations Div	6,626,331	5,272,403	5,505,444	7,476,115	35.8%	7,439,251	35.1%
04665-Police Services - Training	4,851,024	4,527,115	4,045,903	4,986,613	23.3%	4,566,780	12.9%
04667-Police Services - Uniform Division	46,129,133	45,569,949	56,220,726	63,773,594	13.4%	59,550,040	5.9%
04668-Police Services - Precincts	136,806	170,546	370,344	290,349	-21.6%	290,349	-21.6%
04669-Police Services - Intelligence/Permits	887,693	808,283	923,959	1,021,875	10.6%	1,021,875	10.6%
04676-Police Services - Recruiting & Background	1,164,051	1,065,647	1,490,753	1,561,828	4.8%	1,541,640	3.4%
04677-Police Services - Homeland Security	510,437	451,439	489,137	438,407	-10.4%	438,407	-10.4%
04679-Police Services - Intelligence-Led-Policing	4,373,418	3,912,131	4,071,729	5,353,902	31.5%	5,387,448	32.3%
04681-Police Services - Crime Scene	1,338,569	1,077,105	1,404,068	1,465,334	4.4%	1,476,952	5.2%
04682-Police Services - Fleet Support	694,878	1,028,533	3,242,870	3,766,188	16.1%	3,766,188	16.1%
04683-Police Services - Information Technology	1,002,534	787,345	2,311,168	2,579,561	11.6%	2,579,561	11.6%
04684-Police Services - Tactical Support	3,538,638	3,784,637	4,309,318	5,203,848	20.8%	5,221,832	21.2%
04693-Police Services - Interfund Support	1,202,934	1,774,262	12,638,331	12,638,331	-	12,638,331	-
Total (\$)	87,935,555	84,054,874	114,301,356	127,639,895	11.7%	122,778,324	7.4%

Positions	FY20 Actual	FY21 Actual	FY22 Actual	FY23 Requested	Requested Change	FY23 Recommended	Recommended Change
Filled Positions	829	793	901	904	3	806	-95
Funded Positions	918	829	901	904	3	806	-95

Notes: 679 filled 123 vacant 4 new creations

POLICE (04600)
Police Services Fund (274)
FY23 Budget Request / Recommendation Sheet

Departmental Notes
FY23 funding for software, supplies (decals), and equipment (radios), cost of living adjustment, overtime, and incentive for bilingual officers.

POLICE (04600)
Police Services Fund (274)
 FY23 Budget Request / Recommendation Sheet

Base Budget by Object Class/Selected Object Code	FY22 Budget	FY23 Requested	FY23 Recommended	FY23 Approved	Requested Change	Recommended Change	Approved Change
51-PERSONAL SERVICES AND EMPLOYEE BENEFITS	76,493,792	73,836,130	73,836,130	-	-2,657,662	-2,657,662	-76,493,792
Salaries	49,842,960	45,344,486	45,344,486	-	-4,498,474	-4,498,474	-49,842,960
Salaries - Part Time	401,304	401,304	401,304	-	-	-	-401,304
Salaries - Adjustments	5,512,673	151,438	151,438	-	-5,361,235	-5,361,235	-5,512,673
Salaries - Overtime	4,271,388	13,421,392	13,421,392	-	9,150,004	9,150,004	-4,271,388
County Match - Grp Ins - Allocated	10,272,000	9,166,500	9,166,500	-	-1,105,500	-1,105,500	-10,272,000
County Match - FICA	3,808,047	3,465,611	3,465,611	-	-342,436	-342,436	-3,808,047
County Match - Other Pension	395,376	-	-	-	-395,376	-395,376	-395,376
401(A) Employer Contribution	531,858	427,211	427,211	-	-104,647	-104,647	-531,858
Workers Compensation	1,395,570	1,395,570	1,395,570	-	-	-	-1,395,570
Allowance - Clothing	62,616	62,616	62,616	-	-	-	-62,616
Notes: Base budget funds 679 positions							
52-PURCHASED / CONTRACTED SERVICES	6,293,700	6,240,593	6,240,593	-	-53,107	-53,107	-6,293,700
53-SUPPLIES	4,274,820	3,415,997	3,415,997	-	-858,823	-858,823	-4,274,820
54-CAPITAL OUTLAYS	1,418,307	1,762,201	1,762,201	-	343,894	343,894	-1,418,307
55-INTERFUND / INTERDEPARTMENTAL CHARGES	13,809,903	13,809,903	13,809,903	-	-	-	-13,809,903
61-OTHER FINANCING USES	1,513,032	1,227,912	1,227,912	-	-285,120	-285,120	-1,513,032
70-RETIREMENT SERVICES	10,497,802	10,497,802	10,497,802	-	-	-	-10,497,802
Base Budget (Total)	114,301,356	110,790,538	110,790,538	-	-3,510,818	-3,510,818	-114,301,356

Operating Enhancements		FY22 Budget	FY23 Requested	FY23 Recommended	FY23 Approved	Requested Change	Recommended Change	Approved Change
O1.	Cost of Living Adjustment (Police Services - Records). Salary Adjustments - funding for a 4% cost of living adjustment including associated benefits.	-	-	53,294	-	-	53,294	-
O2.	Cost of Living Adjustment (Police Services - Assistant Director). Salary Adjustments - funding for a 4% cost of living adjustment including associated benefits.	-	-	7,744	-	-	7,744	-
O3.	Cost of Living Adjustment (Police Services - Service Support). Salary Adjustments - funding for a 4% cost of living adjustment including associated benefits.	-	-	19,117	-	-	19,117	-
O4.	Cost of Living Adjustment (Police Services - Internal Affairs). Salary Adjustments - funding for a 4% cost of living adjustment including associated benefits.	-	-	27,753	-	-	27,753	-
O5.	Cost of Living Adjustment (Police Services - Criminal Investigation Div). Salary Adjustments - funding for a 4% cost of living adjustment including associated benefits.	-	-	40,968	-	-	40,968	-
O6.	Cost of Living Adjustment (Police Services - Special Operations Div). Salary Adjustments - funding for a 4% cost of living adjustment including associated benefits.	-	-	48,577	-	-	48,577	-
O7.	Cost of Living Adjustment (Police Services - Training). Salary Adjustments - funding for a 4% cost of living adjustment including associated benefits.	-	-	106,005	-	-	106,005	-
O8.	Bilingual officers (Police Services - Uniform Division). Salary Adjustments - incentive pay for bilingual officers.	-	28,000	28,000	-	28,000	28,000	-
O9.	Cost of Living Adjustment (Police Services - Recruiting & Background). Salary Adjustments - funding for a 4% cost of living adjustment including associated benefits.	-	-	6,055	-	-	6,055	-
O10.	Cost of Living Adjustment (Police Services - Intelligence-LED-Policing). Salary Adjustments - funding for a 4% cost of living adjustment including associated benefits.	-	-	33,546	-	-	33,546	-
O11.	Cost of Living Adjustment (Police Services - Crime Scene). Salary Adjustments - funding for a 4% cost of living adjustment including associated benefits.	-	-	11,618	-	-	11,618	-

POLICE (04600)
Police Services Fund (274)
 FY23 Budget Request / Recommendation Sheet

O12.	Vehicle decals (Police Services - Fleet Support). Other Professional Services - outfit Dekalb Police Dept vehicles with proper equipment and decals so that they can be issued to the officers in the field.	-	140,400	140,400	-	140,400	140,400	-
O13.	Call Center software (Police Services - Information Technology). Maintenance & Repair Services - Emergency Police Dispatch software needed to streamline the call reporting and dispatch to provide a seamless interaction with the Fire & Rescue Department's version of the same software.	-	231,505	231,505	-	231,505	231,505	-
O14.	Cost of Living Adjustment (Police Services - Tactical Support). Salary Adjustments - funding for a 4% cost of living adjustment including associated benefits.	-	-	17,984	-	-	17,984	-
O15.	Cost of Living Adjustment (Police Services - Uniform Division). Salary Adjustments - funding for a 4% cost of living adjustment including associated benefits.	-	-	817,036	-	-	817,036	-
O16.	Motorola radios (Police Services - Fleet Support). Tools & Small Equipment - with the upcoming police vehicles arriving, a total of 246 mobile radios are needing to be purchase for replacement and addition to the fleet. The current XTL 5000 mobile radios were discontinued in 2018 and are no longer being manufactured or supported. They will no longer be maintained by Mobile Communication of America 2023 due to no or limited parts being available. These radios will be replaced by the APX mobile radio mentioned above. This is also necessary to be able to have interoperability with other agencies during emergencies and special operations.	-	746,345	746,345	-	746,345	746,345	-
Operating Enhancements Total		-	1,146,250	2,335,947	-	1,146,250	2,335,947	-

POLICE (04600)
Police Services Fund (274)
 FY23 Budget Request / Recommendation Sheet

Workforce Enhancements		FY22 Budget	FY23 Requested	FY23 Recommended	FY23 Approved	Requested Change	Recommended Change	Approved Change
W1.	Existing Vacancies	-	490,023	371,347	-	490,023	371,347	-
W2.	Existing Vacancies	-	94,234	62,823	-	94,234	62,823	-
W3.	Existing Vacancies	-	231,992	155,094	-	231,992	155,094	-
W4.	Existing Vacancies	-	205,062	225,159	-	205,062	225,159	-
W5.	Existing Vacancies	-	498,639	332,370	-	498,639	332,370	-
W6.	Existing Vacancies	-	403,017	317,576	-	403,017	317,576	-
W7.	Existing Vacancies	-	1,332,782	806,944	-	1,332,782	806,944	-
W8.	Existing Vacancies	-	6,628,491	6,628,491	-	6,628,491	6,628,491	-
W9.	Existing Vacancies	-	272,158	272,158	-	272,158	272,158	-
W10.	Existing Vacancies	-	94,254	94,254	-	94,254	94,254	-
W11.	Existing Vacancies	-	145,894	145,894	-	145,894	145,894	-
<p>Notes: W1 - 3 police records technician, sen (CC 04655 - Police Services - Records, Pos# 01300, 01303 & 01325, start date 1/1/2023); 2 police records technician (CC 04655 - Police Services - Records, Pos# 01347 & 05558, start date 1/1/2023); 1 paralegal (CC 04655 - Police Services - Records, Pos# 06747, start date 1/1/2023) W2 - 1 public information officer (CC 04660 - Police services - Assistant Director, Pos# 01378, start date 1/1/2023) W3 - 1 police Officer, Master (CC 04661 - Police Services -Service Support, Pos# 01027, start date 3/1/2023); 1 supply specialist (CC 04661 - Police Services -Service Support, Pos# 05820, start date 4/1/2023); 1 property & evidence technician (CC 04661 - Police Services -Service Support, Pos# 15624, start date 4/1/2023) W4 - 2 police Sergeants (CC 04662 - Police Services - Internal Affairs, Pos# 00929 & 08474, start date 1/1/2023) W5 - 5 police officer, master (CC 04663 - Police Services - Criminal Investigation, Pos# 00984, 01003, 08004, 08453, 9871 & 9889, start date 4/1/2023) W6 - 2 police officer, master (CC 04664 - Police Services - Special Operations, Pos# 00955 & 01034, start date 4/1/2023); 1 police sergeant (CC 04664 - Police Services - Special Operations, Pos# 06981, start date 4/1/2023); 1 police major (CC 04664 - Police Services - Special Operations, Pos# 9796, start date 4/1/2023) W7 - 1 police cadet (CC 04665 - Police Services - Training, Pos# 05855, start date 4/1/2023); 1 police officer, master (CC 04665 - Police Services - Training, Pos# 10104, start date 4/1/2023); 2 police officer, sr (CC 04665 - Police Services - Training, Pos# 05896 & 9890, start date 4/1/2023); 10 police recruit (CC 04665 - Police services - Training, Pos# 00850, 00882, 07289, 07291, 07319,10077, 11147, 999248, 999249, & 999250, start date 4/1/2023) W8 - 4 police lieutenant (CC 04667 - Police Services - Uniform Division, Pos# 00958, 01012, 01239 & 07964, start date 4/1/2023); 16 police officer, master (04667 - Police Services - Uniform Division, Pos# various, start date 4/1/2023) 16 police officer, sr (CC 04667 - Police Services - Uniform Division, Pos# various, start date 4/1/2023); 37 police recruit (CC 04667 - Police Services - Uniform Division, Pos# various, start date 4/1/2023); 6 police sergeant (CC 04667 - Police Services - Uniform Division, Pos# various, start date 4/1/2023) W9 - 1 management analyst I (CC 04676 - Police Services - Intelligence-LED-Policing, Pos# 01002, start date 4/1/2023); 2 police officer, master (CC 04676 - Police Services - Intelligence-LED-Policing, Pos# 01039 & 07713, start date 4/1/2023); 1 police sergeant (CC 04676 - Police Services - Intelligence-LED-Policing, Pos# 01198, start date 4/1/2023) W10 - 2 crime specialist (CC 04681 - Police Services - Crime Scene, Pos# 999245 & 999246, start date 4/1/2023) W11 - 1 police officer, master (CC 04684 - Police Services - Tactical Support, Pos# 07338, start date 4/1/2023); 1 police sergeant (CC 04684 - Police Services - Tactical Support, Pos# 01041, start date 4/1/2023)</p>								
W13.	New Position Requests	-	61,024	61,024	-	61,024	61,024	-
W14.	New Position Requests	-	76,520	76,520	-	76,520	76,520	-
W15.	New Position Requests	-	53,060	53,060	-	53,060	53,060	-
W16.	New Position Requests	-	5,040,591	-	-	5,040,591	-	-
W17.	New Position Requests	-	75,369	49,127	-	75,369	49,127	-
<p>Notes: W-12 - 1 clinical evaluator (CC 04655 - Police Services - Records, Pos# n/a, start date 4/1/2023) W-13 - 1 police officer, sr (CC 04664 - Police Services - Special Operations Div, Pos# n/a, start date 4/1/2023) W-14 - 1 police cadet (CC 04665 - Police Services - Training, Pos# n/a, start date 4/1/2023) W-16 - 1 management analyst I (CC 04676 - Recruiting & Background, Pos# n/a, start date 4/1/2023)</p>								
Workforce Enhancements Total		-	15,703,108	9,651,840	-	15,703,108	9,651,840	-
Total Budget		114,301,356	127,639,895	122,778,324		13,338,539	8,476,969	-114,301,356

PROBATE COURT (04100)
General Fund (100)
 FY23 Budget Request / Recommendation Sheet

Departmental Description
 The Probate Court has jurisdiction over the probate of wills, administration of estates, appointment of guardians and conservators for incapacitated adults and minors, and mental health commitments. The Probate Court also issues marriage licenses and weapons carry licenses and performs a number of other administrative duties.

Common Object Expenditures	FY20 Actual	FY21 Actual	FY22 Budget	FY23 Requested	Requested Change	FY23 Recommended	Recommended Change
51-PERSONAL SERVICES AND EMPLOYEE BENEFITS	1,934,942	1,901,503	2,105,757	2,812,132	33.5%	2,822,758	34.0%
52-PURCHASED / CONTRACTED SERVICES	137,583	181,123	212,212	278,316	31.1%	278,316	31.1%
53-SUPPLIES	23,883	38,967	32,010	32,010	-	32,010	-
54-CAPITAL OUTLAYS	-	-	127,000	51,996	-59.1%	51,996	-59.1%
57-OTHER COSTS	-	-	1,000	1,000	-	1,000	-
70-RETIREMENT SERVICES	-	-	321,780	321,780	-	321,780	-
Total (\$)	2,096,408	2,121,593	2,799,759	3,497,234	24.9%	3,507,860	25.3%

Cost Center Level Expenditures	FY20 Actual	FY21 Actual	FY22 Budget	FY23 Requested	Requested Change	FY23 Recommended	Recommended Change
04110-Probate Court	2,096,408	2,121,593	2,799,759	3,497,234	24.9%	3,507,860	25.3%
Total (\$)	2,096,408	2,121,593	2,799,759	3,497,234	24.9%	3,507,860	25.3%

Positions	FY20 Actual	FY21 Actual	FY22 Actual	FY23 Requested	Requested Change	FY23 Recommended	Recommended Change
Filled Positions	27	27	28	32	4	32	4
Funded Positions	27	27	28	32	4	32	4

Notes: 31 filled positions, 1 existing vacant position.

Departmental Notes
 FY23 department budget funds a 4% cost of living increase.

PROBATE COURT (04100)
General Fund (100)
 FY23 Budget Request / Recommendation Sheet

Base Budget by Object Class/Selected Object Code	FY22 Budget	FY23 Requested	FY23 Recommended	FY23 Approved	Requested Change	Recommended Change	Approved Change
51-PERSONAL SERVICES AND EMPLOYEE BENEFITS	2,105,757	2,597,526	2,597,526	-	491,769	491,769	-2,105,757
Salaries	1,543,774	1,892,969	1,892,969	-	349,195	349,195	-1,543,774
Salaries - Adjustments	56,916	56,916	56,916	-	-	-	-56,916
Salaries - Temporary	24,996	24,996	24,996	-	-	-	-24,996
Salaries - Overtime	18,000	18,000	18,000	-	-	-	-18,000
County Match - Grp Ins - Allocated	312,000	418,500	418,500	-	106,500	106,500	-312,000
County Match - FICA	117,180	144,812	144,812	-	27,632	27,632	-117,180
401(A) Employer Contribution	32,352	40,794	40,794	-	8,442	8,442	-32,352
Workers Compensation	539	539	539	-	-	-	-539
52-PURCHASED / CONTRACTED SERVICES	212,212	215,712	215,712	-	3,500	3,500	-212,212
53-SUPPLIES	32,010	32,010	32,010	-	-	-	-32,010
54-CAPITAL OUTLAYS	127,000	51,996	51,996	-	-75,004	-75,004	-127,000
57-OTHER COSTS	1,000	1,000	1,000	-	-	-	-1,000
70-RETIREMENT SERVICES	321,780	321,780	321,780	-	-	-	-321,780
Base Budget (Total)	2,799,759	3,220,024	3,220,024	-	420,265	420,265	-2,799,759

Base Adjustments	FY22 Budget	FY23 Requested	FY23 Recommended	FY23 Approved	Requested Change	Recommended Change	Approved Change
B1. Telephone-Wireless. (Probate Court - Administration). Telephone - FY23 service increase. Service increase.	-	10,000	10,000	-	10,000	10,000	-
B2. Security. (Probate Court - Administration). Other Professional Services - FY23 service increase. Service increase.	-	50,000	50,000	-	50,000	50,000	-
B3. Tyler Technologies. (Probate Court - Administration). Other Professional Services - FY23 service increase. FY23 Tyler Technologies service increase.	-	2,604	2,604	-	2,604	2,604	-
B4. Salaries. (Probate Court - Administration). Salary Adjustment/Transfer to Grants - continued funding of ARP positions. Continued FY23 ARP funding for three positions.	-	94,900	94,900	-	94,900	94,900	-
Base Adjustments Total	-	157,504	157,504	-	157,504	157,504	-

Operating Enhancements	FY22 Budget	FY23 Requested	FY23 Recommended	FY23 Approved	Requested Change	Recommended Change	Approved Change
O1. COLA (Probate Court - Administration). Salary Adjustment - funding for a 4% cost of living adjustment and associated benefits. -	-	-	49,590	-	-	49,590	-
Operating Enhancements Total	-	-	49,590	-	-	49,590	-

Workforce Enhancements	FY22 Budget	FY23 Requested	FY23 Recommended	FY23 Approved	Requested Change	Recommended Change	Approved Change
W1. Existing Vacancies	-	73,706	80,742	-	73,706	80,742	-
Notes:							
Workforce Enhancements Total	-	73,706	80,742	-	73,706	80,742	-

Total Budget	2,799,759	3,451,234	3,507,860	-	651,475	708,101	-2,799,759
---------------------	------------------	------------------	------------------	----------	----------------	----------------	-------------------

PROPERTY APPRAISAL & ASSESSMENT (02700)**General Fund (100)**

FY23 Budget Request / Recommendation Sheet

Departmental Description

The Board of Tax Assessors, a five-member, part-time body appointed by the Governing Authority, selects a Chief Appraiser to run the daily operations of the department and oversee the following activities: applying fair market value to all real, personal and public utility properties as of January 1 of each year; process all property tax returns; rule on all applications for exempt status; prepare and mail notices of assessment change to property owners; provide information to the Georgia Department of Revenue for approval; appeal, when necessary, to the Georgia Department of Audits; the state sales ratio study; defend appraisals of all appeals before the Board of Equalization, Arbitration and Superior Court; attend required and approved training courses as mandated by the Georgia Department of Revenue and the Code of Georgia; provide access to public records via the county website and respond to inquiries.

Common Object Expenditures	FY20 Actual	FY21 Actual	FY22 Budget	FY23 Requested	Requested Change	FY23 Recommended	Recommended Change
51-PERSONAL SERVICES AND EMPLOYEE BENEFITS	4,763,598	4,517,757	5,005,584	5,654,998	13.0%	5,183,167	3.5%
52-PURCHASED / CONTRACTED SERVICES	414,476	337,502	642,967	738,488	14.9%	738,488	14.9%
53-SUPPLIES	63,890	50,789	56,173	68,173	21.4%	68,173	21.4%
54-CAPITAL OUTLAYS	-	-	92,653	87,998	-5.0%	87,998	-5.0%
55-INTERFUND / INTERDEPARTMENTAL CHARGES	68,035	83,506	82,868	82,868	-	82,868	-
70-RETIREMENT SERVICES	-	-	855,074	855,074	-	855,074	-
Total (\$)	5,309,999	4,989,553	6,735,319	7,487,599	11.2%	7,015,768	4.2%

Cost Center Level Expenditures	FY20 Actual	FY21 Actual	FY22 Budget	FY23 Requested	Requested Change	FY23 Recommended	Recommended Change
02710-Property Appraisal & Assessment	5,309,999	4,989,553	6,735,319	7,487,599	11.2%	7,015,768	4.2%
Total (\$)	5,309,999	4,989,553	6,735,319	7,487,599	11.2%	7,015,768	4.2%

Positions	FY20 Actual	FY21 Actual	FY22 Actual	FY23 Requested	Requested Change	FY23 Recommended	Recommended Change
Filled Positions	68	68	70	68	-2	68	-2
Funded Positions	70	70	70	71	1	71	1

Notes: 3 vacant positions recommended

Departmental Notes

PROPERTY APPRAISAL & ASSESSMENT (02700)
General Fund (100)
 FY23 Budget Request / Recommendation Sheet

Base Budget by Object Class/Selected Object Code	FY22 Budget	FY23 Requested	FY23 Recommended	FY23 Approved	Requested Change	Recommended Change	Approved Change
51-PERSONAL SERVICES AND EMPLOYEE BENEFITS	5,005,584	5,014,585	5,020,791	-	9,001	15,207	-5,005,584
Salaries	3,672,128	3,760,262	3,765,989	-	88,134	93,861	-3,672,128
Salaries - Adjustments	170,544	-	-	-	-170,544	-170,544	-170,544
County Match - Grp Ins - Allocated	837,000	918,000	918,000	-	81,000	81,000	-837,000
County Match - FICA	278,232	286,262	286,679	-	8,030	8,447	-278,232
401(A) Employer Contribution	38,028	40,410	40,472	-	2,382	2,444	-38,028
Workers Compensation	3,652	3,652	3,652	-	-	-	-3,652
Allowance - Automobile	6,000	6,000	6,000	-	-	-	-6,000
Notes: Base includes 68 positions.							
52-PURCHASED / CONTRACTED SERVICES	642,967	557,967	557,967	-	-85,000	-85,000	-642,967
53-SUPPLIES	56,173	56,173	56,173	-	-	-	-56,173
54-CAPITAL OUTLAYS	92,653	87,998	87,998	-	-4,655	-4,655	-92,653
55-INTERFUND / INTERDEPARTMENTAL CHARGES	82,868	82,868	82,868	-	-	-	-82,868
70-RETIREMENT SERVICES	855,074	855,074	855,074	-	-	-	-855,074
Base Budget (Total)	6,735,319	6,654,665	6,660,871	-	-80,654	-74,448	-6,735,319

Base Adjustments	FY22 Budget	FY23 Requested	FY23 Recommended	FY23 Approved	Requested Change	Recommended Change	Approved Change
B1. Property information services costs increase - Property Appraisal & Assessment. Other professional services (521209) - Costar contract increase.	-	10,692	10,692	-	10,692	10,692	-
B2. Residential property annual revaluation - Property Appraisal & Assessment. Other professional services - residential property annual revaluation services needed for property valuation to ensure correct calculation of property taxes.	-	50,000	50,000	-	50,000	50,000	-
B3. Increase professional services - Property Appraisal & Assessment. Professional Services - monthly service costs increase for vehicle GPS services.	-	917	917	-	917	917	-
B4. Lease purchase of equipment - Property Appraisal & Assessment. Lease purchase of equipment - increase for copier contract signed in 2022 (includes 8 machines & supplies).	-	6,912	6,912	-	6,912	6,912	-
B5. Increase Postage - Property Appraisal & Assessment. Postage - increase postage due to increased costs for annual assessment notice mailing (residential and personal property).	-	45,000	45,000	-	45,000	45,000	-
B6. Increase dues - Property Appraisal & Assessment. Books and Subscriptions - increase for cost increases for annual dues & membership fees.	-	2,000	2,000	-	2,000	2,000	-
Base Adjustments Total	-	115,521	115,521	-	115,521	115,521	-

Operating Enhancements	FY22 Budget	FY23 Requested	FY23 Recommended	FY23 Approved	Requested Change	Recommended Change	Approved Change
O1. Increase professional services - Property Appraisal & Assessment. Other professional services - annual agreement for maintenance and ongoing support for Mobile Assessor.	-	67,000	67,000	-	67,000	67,000	-
O2. Replace broken furniture - Property Appraisal & Assessment. Operating Supplies - many desks and chairs are broken and beyond repair.	-	10,000	10,000	-	10,000	10,000	-
O3. In-grade Adjustments - Tax Appraisal Clerks Salaries Adjustments - funding is an estimate to support increases during 2023.	-	17,656	17,656	-	17,656	17,656	-
O4. 4% COLA Salaries Adjustments - 4% COLA.	-	-	99,369	-	-	99,369	-
Operating Enhancements Total	-	94,656	194,025	-	94,656	194,025	-

PROPERTY APPRAISAL & ASSESSMENT (02700)
General Fund (100)
 FY23 Budget Request / Recommendation Sheet

Workforce Enhancements		FY22 Budget	FY23 Requested	FY23 Recommended	FY23 Approved	Requested Change	Recommended Change	Approved Change
W1.	Existing Vacancies	-	15,111	15,111	-	15,111	15,111	-
Notes: 2 vacancies recommended.								
W3.	New Position Requests	-	30,239	30,239	-	30,239	30,239	-
Notes: This is a position that was funded in previous years.								
Workforce Enhancements Total		-	45,351	45,351	-	45,351	45,351	-
Total Budget		6,735,319	6,910,193	7,015,768		174,874	280,449	-6,735,319

PUBLIC WORKS DIRECTOR (05500)
General Fund (100)
 FY23 Budget Request / Recommendation Sheet

Departmental Description

The Director's Office oversees: Fleet Management, Roads & Drainage, Sanitation and Transportation. The Fleet Division provides preventive maintenance and repair services to maintain a highly functional, efficient and economical fleet operation to support DeKalb County departments. The Roads & Drainage Division maintains all county paved and unpaved roads, bridges and drainage structures, stormwater drainage systems, administers the citizen's drainage program, obtains parcels, tracts of land and easements necessary to complete scheduled state and county construction projects. The Sanitation Division collects, transports and disposes of all solid waste generated in the unincorporated areas of DeKalb and cities within DeKalb for which an agreement has been executed, for both commercial and residential customers and manages the county's landfill and composting operations. The Transportation Division improves safety and efficiency of existing transportation infrastructure and traffic safety for the benefit of DeKalb citizens.

Common Object Expenditures	FY20 Actual	FY21 Actual	FY22 Budget	FY23 Requested	Requested Change	FY23 Recommended	Recommended Change
51-PERSONAL SERVICES AND EMPLOYEE BENEFITS	542,222	584,223	649,825	591,182	-9.0%	603,715	-7.1%
52-PURCHASED / CONTRACTED SERVICES	11,678	6,218	120,626	127,768	5.9%	127,768	5.9%
53-SUPPLIES	368	1,086	7,045	7,045	-	7,045	-
54-CAPITAL OUTLAYS	-	1,748	-	-	-	-	-
61-OTHER FINANCING USES	-	-	70,000	-	-100.0%	-	-100.0%
70-RETIREMENT SERVICES	-	-	121,293	121,293	-	121,293	-
Total (\$)	554,268	593,276	968,789	847,288	-12.5%	859,821	-11.2%

Cost Center Level Expenditures	FY20 Actual	FY21 Actual	FY22 Budget	FY23 Requested	Requested Change	FY23 Recommended	Recommended Change
05510-Public Works - Directors Office	554,268	593,276	968,789	847,288	-12.5%	859,821	-11.2%
Total (\$)	554,268	593,276	968,789	847,288	-12.5%	859,821	-11.2%

Positions	FY20 Actual	FY21 Actual	FY22 Actual	FY23 Requested	Requested Change	FY23 Recommended	Recommended Change
Filled Positions	6	6	6	5	-1	5	-1
Funded Positions	6	6	6	5	-1	5	-1

Notes:

Departmental Notes

PUBLIC WORKS DIRECTOR (05500)
General Fund (100)
 FY23 Budget Request / Recommendation Sheet

Base Budget by Object Class/Selected Object Code	FY22 Budget	FY23 Requested	FY23 Recommended	FY23 Approved	Requested Change	Recommended Change	Approved Change
51-PERSONAL SERVICES AND EMPLOYEE BENEFITS	649,825	591,182	591,182	-	-58,643	-58,643	-649,825
Salaries	492,908	469,875	469,875	-	-23,033	-23,033	-492,908
Salaries - Adjustments	30,552	-	-	-	-30,552	-30,552	-30,552
Salaries - Overtime	972	972	972	-	-	-	-972
County Match - Grp Ins - Allocated	72,000	67,500	67,500	-	-4,500	-4,500	-72,000
County Match - FICA	36,048	36,334	36,334	-	286	286	-36,048
401(A) Employer Contribution	11,220	10,376	10,376	-	-844	-844	-11,220
Workers Compensation	125	125	125	-	-	-	-125
Allowance - Automobile	6,000	6,000	6,000	-	-	-	-6,000
Notes: Base includes 5 positions.							
52-PURCHASED / CONTRACTED SERVICES	120,626	80,626	80,626	-	-40,000	-40,000	-120,626
53-SUPPLIES	7,045	7,045	7,045	-	-	-	-7,045
61-OTHER FINANCING USES	70,000	-	-	-	-70,000	-70,000	-70,000
70-RETIREMENT SERVICES	121,293	121,293	121,293	-	-	-	-121,293
Base Budget (Total)	968,789	800,146	800,146	-	-168,643	-168,643	-968,789

Operating Enhancements		FY22 Budget	FY23 Requested	FY23 Recommended	FY23 Approved	Requested Change	Recommended Change	Approved Change
O1.	APWA Accreditation (Public Works Director - Director's Office). Other Professional Services - funding to finalize the APWA application process including travel and expenses for the review team.	-	47,142	47,142	-	47,142	47,142	-
O2.	4% COLA (Public Works Director - Director's Office). Salaries Adjustments - 4% COLA.	-	-	12,533	-	-	12,533	-
Operating Enhancements Total		-	47,142	59,675	-	47,142	59,675	-

Total Budget	968,789	847,288	859,821	-	-121,501	-108,968	-968,789
---------------------	----------------	----------------	----------------	----------	-----------------	-----------------	-----------------

PURCHASING (01400)
General Fund (100)
 FY23 Budget Request / Recommendation Sheet

Departmental Description

The Purchasing and Contracting Department (P&C) provides centralized procurement utilizing seven procurement methods: Competitive Sealed Bids (ITBs), Competitive Sealed Proposals (RFPs), Informal Purchases (RFQs), Emergency purchases, Cooperative purchases and Vendor qualifications (RFVQ) that meet established Service Level Agreements (SLAs) with user departments. P&C completes vendor/supplier administration and management through the countywide Oracle e-procurement system (APS-Automated Procurement System) and supplier helpdesk. Oversight of the County's Local Small Business Enterprise (LSBE) program which is governed by the DeKalb First Ordinance's compliance and certification requirements are completed by P&C, in addition to the adherence to various other local, state and federal policies/ordinances.

Common Object Expenditures	FY20 Actual	FY21 Actual	FY22 Budget	FY23 Requested	Requested Change	FY23 Recommended	Recommended Change
51-PERSONAL SERVICES AND EMPLOYEE BENEFITS	2,236,532	2,030,734	2,813,357	3,258,498	15.8%	3,201,896	13.8%
52-PURCHASED / CONTRACTED SERVICES	370,813	416,158	523,624	414,587	-20.8%	414,587	-20.8%
53-SUPPLIES	4,961	2,041	19,942	19,944	-	19,944	-
54-CAPITAL OUTLAYS	16,313	9,016	62,000	82,000	32.3%	82,000	32.3%
70-RETIREMENT SERVICES	-	-	422,949	422,952	-	422,952	-
Total (\$)	2,628,619	2,457,949	3,841,872	4,197,981	9.3%	4,141,379	7.8%

Cost Center Level Expenditures	FY20 Actual	FY21 Actual	FY22 Budget	FY23 Requested	Requested Change	FY23 Recommended	Recommended Change
01410-Purchasing - General	717,131	642,376	861,971	810,164	-6.0%	905,598	5.1%
01430-Purchasing - Central Services	2,882	717	783	783	-	783	-
01440-Purchasing - Contracts	5,167	58,784	70,517	70,515	-	70,515	-
01450-Purchasing - Contract Compliance	265,336	238,499	327,618	301,580	-7.9%	301,580	-7.9%
01460-Purchasing - Procurement	1,638,104	1,517,573	2,580,983	3,014,939	16.8%	2,862,903	10.9%
Total (\$)	2,628,619	2,457,949	3,841,872	4,197,981	9.3%	4,141,379	7.8%

Positions	FY20 Actual	FY21 Actual	FY22 Actual	FY23 Requested	Requested Change	FY23 Recommended	Recommended Change
Filled Positions	25	28	37	34	-3	34	-3
Funded Positions	32	37	37	34	-3	34	-3

Notes: 9 vacant positions

Departmental Notes

PURCHASING (01400)
General Fund (100)
 FY23 Budget Request / Recommendation Sheet

Base Budget by Object Class/Selected Object Code		FY22 Budget	FY23 Requested	FY23 Recommended	FY23 Approved	Requested Change	Recommended Change	Approved Change
51-PERSONAL SERVICES AND EMPLOYEE BENEFITS		2,813,357	2,649,961	2,497,925	-	-163,396	-315,432	-2,813,357
Salaries		2,083,730	1,693,400	1,693,400	-	-390,330	-390,330	-2,083,730
Salaries - Adjustments		86,112	446,233	294,197	-	360,121	208,085	-86,112
County Match - Grp Ins - Allocated		420,000	349,500	349,500	-	-70,500	-70,500	-420,000
County Match - FICA		178,836	129,543	129,543	-	-49,293	-49,293	-178,836
401(A) Employer Contribution		39,648	26,254	26,254	-	-13,394	-13,394	-39,648
Workers Compensation		5,031	5,031	5,031	-	-	-	-5,031
Notes: Base budget funds 25 positions								
52-PURCHASED / CONTRACTED SERVICES		523,624	525,661	525,661	-	2,037	2,037	-523,624
53-SUPPLIES		19,942	19,944	19,944	-	2	2	-19,942
54-CAPITAL OUTLAYS		62,000	82,000	82,000	-	20,000	20,000	-62,000
70-RETIREMENT SERVICES		422,949	422,952	422,952	-	3	3	-422,949
Base Budget (Total)		3,841,872	3,700,518	3,548,482	-	-141,354	-293,390	-3,841,872

Operating Enhancements		FY22 Budget	FY23 Requested	FY23 Recommended	FY23 Approved	Requested Change	Recommended Change	Approved Change
O1.	Reduction of Contract Services -	-	-111,074	-111,074	-	-111,074	-111,074	-
O2.	Cost of Living Adjustment Cost of Living Adjustment	-	-	43,754	-	-	43,754	-
Operating Enhancements Total		-	-111,074	-67,320	-	-111,074	-67,320	-

Workforce Enhancements		FY22 Budget	FY23 Requested	FY23 Recommended	FY23 Approved	Requested Change	Recommended Change	Approved Change
W1.	Existing Vacancies	-	267,088	318,768	-	267,088	318,768	-
W2.	Existing Vacancies	-	341,449	341,449	-	341,449	341,449	-
Notes: W1 1 Director (cc 01410, Pos# 00434, Start date 4/1/23); 2 Contract Compliance Admin (cc 01410, Pos# 16139 & 16155, Start date 4/1/23). W2 2 Procurement Agent (cc 01460, Pos# 15167 & 15171, Start date 4/1/23); 1 Procurement Agent Senior (cc 01460, Pos# 15174, Start date 4/1/23); 2 Procurement Technician (cc 01460, Pos# 15178 & 15205, Start date 4/1/23); 1 Dept Sys Admin (cc 01460, Pos# 15435, Start date 4/1/23).								
Workforce Enhancements Total		-	608,537	660,217	-	608,537	660,217	-

Total Budget	3,841,872	4,197,981	4,141,379	-	356,109	299,507	-3,841,872
---------------------	------------------	------------------	------------------	----------	----------------	----------------	-------------------

FUND COST CENTERS (10000)
Rental Motor Vehicle Tax Fund (280)
 FY23 Budget Request / Recommendation Sheet

Departmental Description

Fund Cost Centers (10000) is the department designation used for various budgets that are not associated with a single department.

This designation is used for the Hotel/Motel Tax and the Rental Motor Vehicle Tax.

Common Object Expenditures	FY20 Actual	FY21 Actual	FY22 Budget	FY23 Requested	Requested Change	FY23 Recommended	Recommended Change
61-OTHER FINANCING USES	-	-	893,341	950,000	6.3%	950,000	6.3%
Total (\$)	-	-	893,341	950,000	6.3%	950,000	6.3%

Cost Center Level Expenditures	FY20 Actual	FY21 Actual	FY22 Budget	FY23 Requested	Requested Change	FY23 Recommended	Recommended Change
10280-Rental Motor Vehicle Excise Tax Fund	-	-	893,341	950,000	6.3%	950,000	6.3%
Total (\$)	-	-	893,341	950,000	6.3%	950,000	6.3%

Departmental Notes

FUND COST CENTERS (10000)
Rental Motor Vehicle Tax Fund (280)
 FY23 Budget Request / Recommendation Sheet

Base Budget by Object Class/Selected Object Code		FY22 Budget	FY23 Requested	FY23 Recommended	FY23 Approved	Requested Change	Recommended Change	Approved Change
61-OTHER FINANCING USES		893,341	893,341	893,341	-	-	-	-893,341
Base Budget (Total)		893,341	893,341	893,341	-	-	-	-893,341

Base Adjustments		FY22 Budget	FY23 Requested	FY23 Recommended	FY23 Approved	Requested Change	Recommended Change	Approved Change
B1.	Transfer to Designated Services Fund. Increase based on projected revenue.	-	56,659	56,659	-	56,659	56,659	-
Base Adjustments Total		-	56,659	56,659	-	56,659	56,659	-

Total Budget		893,341	950,000	950,000		56,659	56,659	-893,341
---------------------	--	----------------	----------------	----------------	--	---------------	---------------	-----------------

RISK MANAGEMENT (01000)
Risk Management Fund (631)
 FY23 Budget Request / Recommendation Sheet

Departmental Description

The Risk Management Fund includes the following coverages: unemployment insurance; group health and life; building and contents; boiler and machinery; various floaters; monies, securities, and blanket bond; airport liability insurance; police helicopters; and loss control. In addition, funds for defense of claims brought against the county , its officers and employees.

Common Object Expenditures	FY20 Actual	FY21 Actual	FY22 Budget	FY23 Requested	Requested Change	FY23 Recommended	Recommended Change
51-PERSONAL SERVICES AND EMPLOYEE BENEFITS	850,069	839,346	821,454	937,829	14.2%	955,014	16.3%
52-PURCHASED / CONTRACTED SERVICES	7,798,871	7,441,650	9,089,032	9,903,976	9.0%	9,903,976	9.0%
53-SUPPLIES	858	1,823	93,000	93,000	-	93,000	-
55-INTERFUND / INTERDEPARTMENTAL CHARGES	4,951,465	627,930	4,000,000	4,000,000	-	4,000,000	-
57-OTHER COSTS	152,613	312,602	400,000	400,000	-	400,000	-
70-RETIREMENT SERVICES	142,175	143,655	219,968	219,968	-	219,968	-
71-PAYROLL LIABILITIES	98,509,096	94,582,561	113,374,000	115,459,000	1.8%	115,459,000	1.8%
Total (\$)	112,405,147	103,949,569	127,997,454	131,013,773	2.4%	131,030,958	2.4%

Cost Center Level Expenditures	FY20 Actual	FY21 Actual	FY22 Budget	FY23 Requested	Requested Change	FY23 Recommended	Recommended Change
01010-Insurance - Workers Compensation	23,315	-	-	-	-	-	-
01015-Insurance - Unemployment Compensation	170,006	312,602	400,000	400,000	-	400,000	-
01020-Insurance - Group Health & Life	98,485,781	94,582,561	113,734,000	115,819,000	1.8%	115,819,000	1.8%
01025-Insurance - Other	13,726,045	9,054,405	13,863,454	14,794,773	6.7%	14,811,958	6.8%
Total (\$)	112,405,147	103,949,569	127,997,454	131,013,773	2.4%	131,030,958	2.4%

Positions	FY20 Actual	FY21 Actual	FY22 Actual	FY23 Requested	Requested Change	FY23 Recommended	Recommended Change
Filled Positions	9	9	9	9	-	9	-
Funded Positions	11	9	9	9	-	9	-

Notes: 9 filled positions

Departmental Notes

FY23 Budget includes funding for employee clinic, insurance premiums, cost of living, and equity pay adjustments including associated benefits.

RISK MANAGEMENT (01000)
Risk Management Fund (631)
 FY23 Budget Request / Recommendation Sheet

Base Budget by Object Class/Selected Object Code	FY22 Budget	FY23 Requested	FY23 Recommended	FY23 Approved	Requested Change	Recommended Change	Approved Change
51-PERSONAL SERVICES AND EMPLOYEE BENEFITS	821,454	785,656	785,656	-	-35,798	-35,798	-821,454
Salaries	622,568	626,990	626,990	-	4,422	4,422	-622,568
Salaries - Adjustments	40,558	-	-	-	-40,558	-40,558	-40,558
County Match - Grp Ins - Allocated	108,000	108,000	108,000	-	-	-	-108,000
County Match - FICA	47,628	47,966	47,966	-	338	338	-47,628
401(A) Employer Contribution	2,700	2,700	2,700	-	-	-	-2,700
Notes: Base budget funds 9 positions							
52-PURCHASED / CONTRACTED SERVICES	9,089,032	9,089,032	9,089,032	-	-	-	-9,089,032
53-SUPPLIES	93,000	93,000	93,000	-	-	-	-93,000
55-INTERFUND / INTERDEPARTMENTAL CHARGES	4,000,000	4,000,000	4,000,000	-	-	-	-4,000,000
57-OTHER COSTS	400,000	400,000	400,000	-	-	-	-400,000
70-RETIREMENT SERVICES	219,968	219,968	219,968	-	-	-	-219,968
71-PAYROLL LIABILITIES	113,374,000	113,374,000	113,374,000	-	-	-	-113,374,000
Base Budget (Total)	127,997,454	127,961,656	127,961,656	-	-35,798	-35,798	-127,997,454

Base Adjustments	FY22 Budget	FY23 Requested	FY23 Recommended	FY23 Approved	Requested Change	Recommended Change	Approved Change
B1. FY23 Insurance Premiums (Insurance - Group Health & Life). FY23 Insurance premiums adjustments.	-	2,085,000	2,085,000	-	2,085,000	2,085,000	-
B2. FY23 Insurance Premiums (Insurance - Other). FY23 Insurance premiums adjustments.	-	814,944	814,944	-	814,944	814,944	-
B3. Salary adjustments (Insurance -Other). Salary Adjustments - salary adjustments and equity pay.	-	52,173	52,173	-	52,173	52,173	-
Base Adjustments Total	-	2,952,117	2,952,117	-	2,952,117	2,952,117	-

Operating Enhancements	FY22 Budget	FY23 Requested	FY23 Recommended	FY23 Approved	Requested Change	Recommended Change	Approved Change
O1. Wellness expense (Insurance - Other). Wellness expense for employee clinic.	-	100,000	100,000	-	100,000	100,000	-
O2. Cost of Living Adjustment (Insurance - Other). Salary Adjustments - funding for a 4% cost of living adjustment including associated benefits.	-	-	17,185	-	-	17,185	-
Operating Enhancements Total	-	100,000	117,185	-	100,000	117,185	-

Total Budget	127,997,454	131,013,773	131,030,958	-	3,016,319	3,033,504	-127,997,454
---------------------	--------------------	--------------------	--------------------	----------	------------------	------------------	---------------------

PUBLIC WORKS - ROADS AND DRAINAGE (05700)**Designated Fund (271)**

FY23 Budget Request / Recommendation Sheet

Departmental Description

The Roads & Drainage Division of Public Works Department is responsible for performing all needed repairs, maintenance, construction and upgrades to the County's road way system, including bridges, drainage structures and traffic control devices. The Division is also responsible for the management of the County's Stormwater and Flood Programs. The division's responsibilities are directed and controlled by the Associate Director of Public Works Roads & Drainage with operations through five functional areas: Administration, Stormwater, Construction, Traffic Engineering and Speed Humps. The Administrative section controls and manages all operational areas of the Division, that included the following: Board of Commissioners' agenda items, project lists and reporting, Georgia Department of Transportation (GDOT) Local Maintenance & Improvement Grant (LMIG) resurfacing contracts, all State/Federal contracts, Stormwater Enterprise and Tax Fund revenue documents, personnel actions, roadway rating documents, project budgetary documents (Capital Operating & Enterprise), municipality agreements and communications with citizens, Commissioners and other departments. The Speed Hump Unit is accounted for in a separate Fund and accounts for all revenues and expense associated with the Speed Hump Maintenance Program. This includes the County's appropriation for the \$25 annual maintenance fee charged with the speed Hump Districts.

Common Object Expenditures	FY20 Actual	FY21 Actual	FY22 Budget	FY23 Requested	Requested Change	FY23 Recommended	Recommended Change
51-PERSONAL SERVICES AND EMPLOYEE BENEFITS	7,195,244	7,851,692	8,644,180	8,422,843	-2.6%	8,320,051	-3.7%
52-PURCHASED / CONTRACTED SERVICES	2,514,943	1,553,324	4,206,854	4,486,854	6.7%	4,486,854	6.7%
53-SUPPLIES	856,312	1,135,448	2,736,609	2,336,609	-14.6%	2,336,609	-14.6%
54-CAPITAL OUTLAYS	-	15,782	-	211,550	-	211,550	-
55-INTERFUND / INTERDEPARTMENTAL CHARGES	2,607,555	2,915,212	2,710,742	10,430,741	284.8%	2,930,741	8.1%
61-OTHER FINANCING USES	-	-	1,200,000	-	-100.0%	-	-100.0%
70-RETIREMENT SERVICES	-	-	1,286,933	1,286,933	-	1,286,933	-
Total (\$)	13,174,055	13,471,457	20,785,318	27,175,530	30.7%	19,572,738	-5.8%

Cost Center Level Expenditures	FY20 Actual	FY21 Actual	FY22 Budget	FY23 Requested	Requested Change	FY23 Recommended	Recommended Change
05705-Roads & Drainage - Administration	681,319	776,648	2,098,719	2,249,034	7.2%	2,249,034	7.2%
05735-Roads & Drainage - Maintenance	1,226,061	1,176,950	1,363,927	1,216,562	-10.8%	1,216,562	-10.8%
05740-Roads & Drainage - Road Maintenance	6,405,644	6,245,302	10,787,284	16,513,103	53.1%	9,097,797	-15.7%
05745-Roads & Drainage - Support Services	1,212,915	1,367,111	1,529,065	1,441,425	-5.7%	1,441,425	-5.7%
05750-Roads & Drainage - Drainage Maintenance	1,609	1,264	1,807	1,807	-	1,807	-
05755-Roads & Drainage - Storm Water Management	-	-455	-	-	-	-	-
05760-Roads & Drainage - Traffic Operations	891,958	872,079	888,836	871,031	-2.0%	871,031	-2.0%
05764-Roads & Drainage - Speed Humps	62,080	61,168	69,780	73,228	4.9%	73,228	4.9%
05766-Roads & Drainage - Signals	2,065,851	2,125,134	2,414,299	2,651,112	9.8%	2,463,626	2.0%
05767-Roads & Drainage - Signs & Paint	626,617	846,257	1,631,601	2,158,227	32.3%	2,158,227	32.3%
Total (\$)	13,174,055	13,471,457	20,785,318	27,175,530	30.7%	19,572,738	-5.8%

Positions	FY20 Actual	FY21 Actual	FY22 Actual	FY23 Requested	Requested Change	FY23 Recommended	Recommended Change
Filled Positions	120	114	132	104	-28	104	-28
Funded Positions	131	121	132	132	-	132	-

Notes: 28 vacant positions recommended

Departmental Notes

PUBLIC WORKS - ROADS AND DRAINAGE (05700)

Designated Fund (271)

FY23 Budget Request / Recommendation Sheet

Base Budget by Object Class/Selected Object Code	FY22 Budget	FY23 Requested	FY23 Recommended	FY23 Approved	Requested Change	Recommended Change	Approved Change
51-PERSONAL SERVICES AND EMPLOYEE BENEFITS	8,644,180	7,380,601	7,380,601	-	-1,263,579	-1,263,579	-8,644,180
Salaries	5,938,145	5,133,390	5,133,390	-	-804,755	-804,755	-5,938,145
Salaries - Adjustments	254,152	-	-	-	-254,152	-254,152	-254,152
Salaries - Overtime	144,192	144,192	144,192	-	-	-	-144,192
County Match - Grp Ins - Allocated	1,530,000	1,404,000	1,404,000	-	-126,000	-126,000	-1,530,000
County Match - FICA	454,248	392,704	392,704	-	-61,544	-61,544	-454,248
401(A) Employer Contribution	77,955	60,827	60,827	-	-17,128	-17,128	-77,955
Workers Compensation	245,488	245,488	245,488	-	-	-	-245,488
Notes: Base includes 104 positions.							
52-PURCHASED / CONTRACTED SERVICES	4,206,854	4,206,854	4,206,854	-	-	-	-4,206,854
53-SUPPLIES	2,736,609	2,236,609	2,236,609	-	-500,000	-500,000	-2,736,609
55-INTERFUND / INTERDEPARTMENTAL CHARGES	2,710,742	2,710,741	2,710,741	-	-1	-1	-2,710,742
61-OTHER FINANCING USES	1,200,000	-	-	-	-1,200,000	-1,200,000	-1,200,000
70-RETIREMENT SERVICES	1,286,933	1,286,933	1,286,933	-	-	-	-1,286,933
Base Budget (Total)	20,785,318	17,821,738	17,821,738	-	-2,963,580	-2,963,580	-20,785,318

Operating Enhancements		FY22 Budget	FY23 Requested	FY23 Recommended	FY23 Approved	Requested Change	Recommended Change	Approved Change
O1.	Computers and Appurtenances (Replacement/New) - Roads & Drainage - Road Maintenance. Computers - Information Technology has identified R&D computers which are over 6 years old and must be replaced.	-	61,550	61,550	-	61,550	61,550	-
O2.	Traffic Sign Maintenance Program continuation - Roads & Drainage - Signs & Paint. Funding for traffic sign installation truck (\$220k) and contractor services for approximately 2,000 signs (280k).	-	500,000	500,000	-	500,000	500,000	-
O3.	Security system upgrade - Roads & Drainage - Road Maintenance. Computer - upgrade facility/complex camera security system. The facility does not have a security guard and the existing cctv camera system is in need of an upgrade.	-	150,000	150,000	-	150,000	150,000	-
O4.	Furnishings for new modular building - Roads & Drainage - Road Maintenance. OTHER EQUIPMENT > \$5,000 - funding for furniture for the new modular building.	-	100,000	100,000	-	100,000	100,000	-
O5.	Cost of living adjustment (COLA). Funding for 4% COLA.	-	-	134,694	-	-	134,694	-
Operating Enhancements Total		-	811,550	946,244	-	811,550	946,244	-

PUBLIC WORKS - ROADS AND DRAINAGE (05700)
Designated Fund (271)
 FY23 Budget Request / Recommendation Sheet

Workforce Enhancements		FY22 Budget	FY23 Requested	FY23 Recommended	FY23 Approved	Requested Change	Recommended Change	Approved Change
W1.	Existing Vacancies	-	49,398	49,398	-	49,398	49,398	-
W2.	Existing Vacancies	-	404,516	404,516	-	404,516	404,516	-
W3.	Existing Vacancies	-	76,201	76,201	-	76,201	76,201	-
W4.	Existing Vacancies	-	54,141	54,141	-	54,141	54,141	-
W5.	Existing Vacancies	-	104,593	104,593	-	104,593	104,593	-
W6.	Existing Vacancies	-	115,906	115,906	-	115,906	115,906	-
Notes: 28 vacancies recommended.								
Workforce Enhancements Total		-	804,756	804,756	-	804,756	804,756	-
Total Budget		20,785,318	19,438,044	19,572,738		-1,347,274	-1,212,580	-20,785,318

PUBLIC WORKS - ROADS AND DRAINAGE (05700)
Speed Humps Maintenance Fund (212)
 FY23 Budget Request / Recommendation Sheet

Departmental Description

The Roads & Drainage Division of Public Works Department is responsible for performing all needed repairs, maintenance, construction and upgrades to the County's road way system, including bridges, drainage structures and traffic control devices. The Division is also responsible for the management of the County's Stormwater and Flood Programs. The division's responsibilities are directed and controlled by the Associate Director of Public Works Roads & Drainage with operations through five functional areas: Administration, Stormwater, Construction, Traffic Engineering and Speed Humps. The Administrative section controls and manages all operational areas of the Division, that included the following: Board of Commissioners' agenda items, project lists and reporting, Georgia Department of Transportation (GDOT) Local Maintenance & Improvement Grant (LMIG) resurfacing contracts, all State/Federal contracts, Stormwater Enterprise and Tax Fund revenue documents, personnel actions, roadway rating documents, project budgetary documents (Capital Operating & Enterprise), municipality agreements and communications with citizens, Commissioners and other departments. The Speed Hump Unit is accounted for in a separate Fund and accounts for all revenues and expense associated with the Speed Hump Maintenance Program. This includes the County's appropriation for the \$25 annual maintenance fee charged with the speed Hump Districts.

Common Object Expenditures	FY20 Actual	FY21 Actual	FY22 Budget	FY23 Requested	Requested Change	FY23 Recommended	Recommended Change
51-PERSONAL SERVICES AND EMPLOYEE BENEFITS	177,422	169,742	186,740	196,455	5.2%	200,384	7.3%
52-PURCHASED / CONTRACTED SERVICES	23,056	45,500	1,130,532	65,532	-94.2%	65,532	-94.2%
53-SUPPLIES	-	-	96,808	96,808	-	96,808	-
70-RETIREMENT SERVICES	29,392	28,952	35,161	35,161	-	35,161	-
Total (\$)	229,870	244,194	1,449,241	393,956	-72.8%	397,885	-72.5%

Cost Center Level Expenditures	FY20 Actual	FY21 Actual	FY22 Budget	FY23 Requested	Requested Change	FY23 Recommended	Recommended Change
05770-Roads & Drainage - Speed Humps	229,870	244,194	1,449,241	393,956	-72.8%	397,885	-72.5%
Total (\$)	229,870	244,194	1,449,241	393,956	-72.8%	397,885	-72.5%

Positions	FY20 Actual	FY21 Actual	FY22 Actual	FY23 Requested	Requested Change	FY23 Recommended	Recommended Change
Filled Positions	2	2	2	2	-	2	-
Funded Positions	2	2	2	2	-	2	-

Notes:

Departmental Notes

PUBLIC WORKS - ROADS AND DRAINAGE (05700)
Speed Humps Maintenance Fund (212)
 FY23 Budget Request / Recommendation Sheet

Base Budget by Object Class/Selected Object Code	FY22 Budget	FY23 Requested	FY23 Recommended	FY23 Approved	Requested Change	Recommended Change	Approved Change
51-PERSONAL SERVICES AND EMPLOYEE BENEFITS	186,740	196,455	196,455	-	9,715	9,715	-186,740
Salaries	143,052	149,210	149,210	-	6,158	6,158	-143,052
Salaries - Adjustments	6,248	6,247	6,247	-	-1	-1	-6,248
County Match - Grp Ins - Reversed	564	564	564	-	-	-	-564
County Match - Grp Ins - Allocated	24,000	27,000	27,000	-	3,000	3,000	-24,000
County Match - FICA	10,944	11,415	11,415	-	471	471	-10,944
401(A) Employer Contribution	1,932	2,019	2,019	-	87	87	-1,932
52-PURCHASED / CONTRACTED SERVICES	1,130,532	65,532	65,532	-	-1,065,000	-1,065,000	-1,130,532
53-SUPPLIES	96,808	96,808	96,808	-	-	-	-96,808
70-RETIREMENT SERVICES	35,161	35,161	35,161	-	-	-	-35,161
Base Budget (Total)	1,449,241	393,956	393,956	-	-1,055,285	-1,055,285	-1,449,241

Operating Enhancements	FY22 Budget	FY23 Requested	FY23 Recommended	FY23 Approved	Requested Change	Recommended Change	Approved Change
O1. Cost of living adjustment (COLA). Funding for 4% COLA.	-	-	3,929	-	-	3,929	-
Operating Enhancements Total	-	-	3,929	-	-	3,929	-

Total Budget	1,449,241	393,956	397,885	-	-1,055,285	-1,051,356	-1,449,241
---------------------	------------------	----------------	----------------	----------	-------------------	-------------------	-------------------

SANITATION (08100)
Sanitation Operating Fund (541)
 FY23 Budget Request / Recommendation Sheet

Departmental Description

The DeKalb County Sanitation Division operates as a self-sustaining enterprise fund, providing a comprehensive and integrated approach to recycling and solid waste management for residential and commercial customers. The division collects, processes, and disposes solid waste, yard trimmings, bulky and special collection items from residential and commercial customers. Single-stream residential and commercial recycling is collected and transported to recycling processors. The department's Administration Division is comprised of Personnel/Payroll Services, Customer Service, Communication Services, and Accounting Services. Residential and commercial field services operations consists of the Animal Crematory, four residential services collections lots, special collections (roll-off and grapple services, commercial services and commercial support, processing & disposal), three transfer stations, and Seminole Road Landfill.

Common Object Expenditures	FY20 Actual	FY21 Actual	FY22 Budget	FY23 Requested	Requested Change	FY23 Recommended	Recommended Change
51-PERSONAL SERVICES AND EMPLOYEE BENEFITS	33,740,042	34,133,795	34,643,531	35,970,808	3.8%	36,498,616	5.4%
52-PURCHASED / CONTRACTED SERVICES	3,058,687	2,643,475	3,995,286	5,134,376	28.5%	5,134,376	28.5%
53-SUPPLIES	2,658,443	3,119,697	3,367,333	3,959,442	17.6%	3,959,442	17.6%
54-CAPITAL OUTLAYS	30,111	77,288	58,917	94,184	59.9%	94,184	59.9%
55-INTERFUND / INTERDEPARTMENTAL CHARGES	22,393,690	22,427,329	31,412,274	31,208,290	-0.6%	31,208,290	-0.6%
57-OTHER COSTS	-	-	79,000	79,000	-	79,000	-
58-DEBT SERVICES	1,655,719	1,543,724	2,020,810	2,020,810	-	2,020,810	-
61-OTHER FINANCING USES	11,077,841	96,557	11,291,278	8,986,339	-20.4%	8,986,339	-20.4%
70-RETIREMENT SERVICES	3,467,631	4,112,141	4,432,341	4,432,341	-	4,432,341	-
Total (\$)	78,082,164	68,154,007	91,300,769	91,885,589	0.6%	92,413,397	1.2%

Cost Center Level Expenditures	FY20 Actual	FY21 Actual	FY22 Budget	FY23 Requested	Requested Change	FY23 Recommended	Recommended Change
08105-Sanitation - Administration	23,600,141	14,526,083	27,167,950	26,702,100	-1.7%	27,229,908	0.2%
08106-Sanitation - Keep Dekalb Beautiful	770	454	-	-	-	-	-
08110-Sanitation - North Transfer Station	41,011	114,344	112,876	112,876	-	112,876	-
08112-Sanitation - Seminole Compost Facility	43,549	6,339	-	-	-	-	-
08120-Sanitation - Central Transfer Station	6,552,028	6,251,985	6,249,466	6,497,424	4.0%	6,497,424	4.0%
08123-Sanitation - East Transfer Station	102,738	178,533	21,889	21,889	-	21,889	-
08125-Sanitation - North Residential	9,681,192	9,693,703	9,754,841	10,260,637	5.2%	10,260,637	5.2%
08126-Sanitation - North Special Collections	7,797	1,797	-	-	-	-	-
08130-Sanitation - Central Residential	7,293,376	8,112,511	8,492,086	8,538,312	0.5%	8,538,312	0.5%
08131-Sanitation - Central Special Collections	3,309	-	-	-	-	-	-
08133-Sanitation - East Residential	6,207,819	6,585,360	7,724,471	7,930,106	2.7%	7,930,106	2.7%
08134-Sanitation - East Special Collections	2,295	-35	-	-	-	-	-
08135-Sanitation - South Residential	6,546,652	7,078,628	8,255,821	8,404,941	1.8%	8,404,940	1.8%
08136-Sanitation - South Special Collections	52,033	19,773	789	789	-	789	-
08138-Sanitation - Mowing & Herbicide	111,477	131,114	28,683	28,683	-	28,683	-
08142-Sanitation - Central Commercial	8,922,432	7,030,839	10,433,293	11,011,009	5.5%	11,011,009	5.5%
08143-Sanitation - South Commercial	1,780	949	844	844	-	844	-
08144-Sanitation - East Commercial	1,023	1,873	1,648	1,648	-	1,648	-
08145-Sanitation - Seminole Landfill	8,910,117	8,418,905	13,056,113	12,374,333	-5.2%	12,374,333	-5.2%
08150-Sanitation - Revenue Collection	626	852	-	-	-	-	-
Total (\$)	78,082,164	68,154,007	91,300,769	91,885,589	0.6%	92,413,397	1.2%

Positions	FY20 Actual	FY21 Actual	FY22 Actual	FY23 Requested	Requested Change	FY23 Recommended	Recommended Change
-----------	-------------	-------------	-------------	----------------	------------------	------------------	--------------------

SANITATION (08100)
Sanitation Operating Fund (541)
FY23 Budget Request / Recommendation Sheet

Filled Positions	611	613	513	623	110	623	110
Funded Positions	600	613	600	641	41	641	41

Notes: 513 filled positions; 108 vacant positions recommended and 2 new positions recommended

Departmental Notes

SANITATION (08100)
Sanitation Operating Fund (541)
 FY23 Budget Request / Recommendation Sheet

Base Budget by Object Class/Selected Object Code	FY22 Budget	FY23 Requested	FY23 Recommended	FY23 Approved	Requested Change	Recommended Change	Approved Change
51-PERSONAL SERVICES AND EMPLOYEE BENEFITS	34,643,531	31,403,747	31,403,747	-	-3,239,784	-3,239,784	-34,643,531
Salaries	21,694,374	19,756,417	19,756,417	-	-1,937,957	-1,937,957	-21,694,374
Salaries - Adjustments	930,781	-	-	-	-930,781	-930,781	-930,781
Salaries - Overtime	635,316	635,316	635,316	-	-	-	-635,316
County Match - Grp Ins - Reversed	165,924	165,924	165,924	-	-	-	-165,924
County Match - Grp Ins - Allocated	7,125,000	6,925,500	6,925,500	-	-199,500	-199,500	-7,125,000
County Match - FICA	1,658,325	1,512,114	1,512,114	-	-146,211	-146,211	-1,658,325
401(A) Employer Contribution	377,253	351,918	351,918	-	-25,335	-25,335	-377,253
Unemployment Compensation	38,900	38,900	38,900	-	-	-	-38,900
Workers Compensation	2,017,658	2,017,658	2,017,658	-	-	-	-2,017,658
52-PURCHASED / CONTRACTED SERVICES	3,995,286	4,303,014	4,303,014	-	307,728	307,728	-3,995,286
53-SUPPLIES	3,367,333	3,955,122	3,955,122	-	587,789	587,789	-3,367,333
54-CAPITAL OUTLAYS	58,917	94,184	94,184	-	35,267	35,267	-58,917
55-INTERFUND / INTERDEPARTMENTAL CHARGES	31,412,274	29,992,290	29,992,290	-	-1,419,984	-1,419,984	-31,412,274
57-OTHER COSTS	79,000	79,000	79,000	-	-	-	-79,000
58-DEBT SERVICES	2,020,810	2,020,810	2,020,810	-	-	-	-2,020,810
61-OTHER FINANCING USES	11,291,278	105,339	105,339	-	-11,185,939	-11,185,939	-11,291,278
70-RETIREMENT SERVICES	4,432,341	4,432,341	4,432,341	-	-	-	-4,432,341
Base Budget (Total)	91,300,769	76,385,846	76,385,846	-	-14,914,923	-14,914,923	-91,300,769

Base Adjustments	FY22 Budget	FY23 Requested	FY23 Recommended	FY23 Approved	Requested Change	Recommended Change	Approved Change
B1. Repayment to General Fund (Sanitation - Administration). Transfer to General Fund - Gas Collection & Control System project, 95-gallon roll cart purchase, 2021 retention bonuses and other operating expenses.	-	1,031,000	1,031,000	-	1,031,000	1,031,000	-
B2. In-Grade Salary Adjustment (Sanitation - Administration). Salaries Adjustments - managing day-to-day accounting/budget/expenditure/revenue operations.	-	3,465	3,465	-	3,465	3,465	-
B3. In-Grade Salary Adjustment (Sanitation - Administration). Salaries Adjustments - managing day-to-day procurement/contracts/tracking/coordination/creation of scope of work and tracking spreadsheet for all completion of work for awarded contractors/facilitate all meetings .	-	3,844	3,844	-	3,844	3,844	-
B4. North Transfer Station (Sanitation - Central Transfer Station). Rental of Real Estate - 3% increase in rent.	-	11,156	11,156	-	11,156	11,156	-
B5. Reallocate and Fund Position (Sanitation - Central Transfer Station). Salaries adjustments - reallocate and fund position #06131 (heavy equipment operator) to crew leader.	-	59,580	59,580	-	59,580	59,580	-
B6. Reallocate and Fund Position (Sanitation - North Residential). Salaries Adjustments - reallocate and fund position #03443 (equipment operation, assistant) to crew leader.	-	59,580	59,580	-	59,580	59,580	-
B7. Reallocate and Fund Position (Sanitation - Central Residential). Salaries adjustments - reallocate and fund position #04743 (equipment operator) to crew leader.	-	59,580	59,580	-	59,580	59,580	-
B8. Reallocate and Fund Position (Sanitation - East Residential). Reallocate and fund position #08408 (equipment operator) to crew leader.	-	59,580	59,580	-	59,580	59,580	-
B9. Reallocate and Fund Position (Sanitation - South Residential). Salaries Adjustments - reallocate and fund position #05767 (equipment operator) to crew leader.	-	59,580	59,580	-	59,580	59,580	-
Base Adjustments Total	-	1,347,365	1,347,365	-	1,347,365	1,347,365	-

SANITATION (08100)
Sanitation Operating Fund (541)
FY23 Budget Request / Recommendation Sheet

Operating Enhancements		FY22 Budget	FY23 Requested	FY23 Recommended	FY23 Approved	Requested Change	Recommended Change	Approved Change
O1.	Eight Point of Sale Credit Card Machines (Sanitation - Administration). Other Supplies - eight POS credit card machines (\$540 each) for EnQuesta cloud invoicing.	-	4,320	4,320	-	4,320	4,320	-
O2.	North Lot (Sanitation - North Residential). Rental of Real Estate - 3% increase in rent.	-	3,422	3,422	-	3,422	3,422	-
O3.	Box Truck Rental -14 or 15 feet (Sanitation - Central Residential). Lease Purchase of Equipment - box truck rental (14 or 15 feet) for 12 months.	-	60,000	60,000	-	60,000	60,000	-
O4.	Rental (weekly) of 25 Yard Rear Loader (Sanitation - East Residential). Lease Purchase of Equipment - rental (weekly) of 25 yard rear loader for 12 months.	-	118,296	118,296	-	118,296	118,296	-
O5.	Rental (weekly) of 25 Yard Rear Loader (Sanitation - South Residential). Lease Purchase of Equipment - rental (weekly) of 25 yard rear loader for 12 months.	-	118,296	118,296	-	118,296	118,296	-
O6.	Pick-Up Truck (Sanitation - Administration). Vehicle Additions to Fleet Charge - pick-up truck for safety officer.	-	36,000	36,000	-	36,000	36,000	-
O7.	Pick-Up Truck (Sanitation - Central Transfer Station). Vehicle Additions to Fleet Charge - pick-up truck for crew supervisor (Transfer Station Operations).	-	36,000	36,000	-	36,000	36,000	-
O8.	Four 13 cubic yard Rear Loaders (Sanitation - North Residential). Vehicle Additions to Fleet Charge four 13 cu yd rear loader at \$250K each..	-	1,000,000	1,000,000	-	1,000,000	1,000,000	-
O9.	Rental (weekly) of 25 Yard Rear Loader (Sanitation - Central Residential). Lease Purchase of Equipment - rental (weekly) of 25 yard rear loader for 12 months.	-	118,296	118,296	-	118,296	118,296	-
O10.	Pick-Up Truck (Sanitation - East Residential). Vehicle Additions to Fleet Charge - pick-up truck for crew leader at East Collection Lot.	-	36,000	36,000	-	36,000	36,000	-
O11.	Pick-Up Truck (Sanitation - South Residential). Vehicle Additions to Fleet Charge - pick-up truck for crew leader at South Collection Lot.	-	36,000	36,000	-	36,000	36,000	-
O12.	Two Household Hazard Waste Events (Sanitation - Administration). Other Professional Services - two HHW events.	-	20,000	20,000	-	20,000	20,000	-
O13.	Rental (weekly) of 25 Yard Rear Loader (Sanitation - North Residential). Lease Purchase of Equipment - rental (weekly) of 25 yard rear loader for 12 months.	-	118,296	118,296	-	118,296	118,296	-
O14.	Two Rental (annual) of Box Trucks (Sanitation - Central Residential). Lease Purchase of Equipment - two rental (annual) of box trucks for roll cart operation at \$36K each.	-	72,000	72,000	-	72,000	72,000	-
O15.	Two Paper Shredding Events (Sanitation - Administration). Other Professional Services - two paper shredding events).	-	20,000	20,000	-	20,000	20,000	-
O16.	Rental (weekly) of Non-CDL Trucks (Sanitation - North Residential). Lease Purchase of Equipment - rental (weekly) of non-CDL trucks for six months.	-	171,600	171,600	-	171,600	171,600	-
O17.	Pick-Up Truck (Sanitation - Central Residential). Vehicle Additions to Fleet Charge - pick-up truck for crew leader at Central Collection Lot.	-	36,000	36,000	-	36,000	36,000	-
O18.	Pick-Up Truck (Sanitation - North Residential). Vehicle Additions to Fleet Charge - pick-up truck for crew leader at North Collection Lot.	-	36,000	36,000	-	36,000	36,000	-
O19.	Cost of living adjustment (COLA). Salaries Adjustments - funding for a 4% cost of living (including associated benefits).	-	-	527,808	-	-	527,808	-
Operating Enhancements Total		-	2,040,526	2,568,334	-	2,040,526	2,568,334	-

SANITATION (08100)
Sanitation Operating Fund (541)
 FY23 Budget Request / Recommendation Sheet

Workforce Enhancements		FY22 Budget	FY23 Requested	FY23 Recommended	FY23 Approved	Requested Change	Recommended Change	Approved Change
W1.	Existing Vacancies	-	362,755	362,755	-	362,755	362,755	-
W2.	Existing Vacancies	-	324,399	324,399	-	324,399	324,399	-
W3.	Existing Vacancies	-	807,853	807,853	-	807,853	807,853	-
W4.	Existing Vacancies	-	639,951	639,951	-	639,951	639,951	-
W5.	Existing Vacancies	-	433,284	433,284	-	433,284	433,284	-
W6.	Existing Vacancies	-	793,864	793,864	-	793,864	793,864	-
W7.	Existing Vacancies	-	361,785	361,785	-	361,785	361,785	-
W8.	Existing Vacancies	-	147,625	147,625	-	147,625	147,625	-
Notes: 108 existing vacant positions (CC 08105 - 9, 08120 - 9, 08125 - 23, 08130 - 18, 08133 - 12, 08135 - 22, 08142 - 11, 08145 - 4, start date 5/1/23)								
W10.	New Position Requests	-	247,789	247,789	-	247,789	247,789	-
W11.	New Position Requests	-	38,153	38,153	-	38,153	38,153	-
W12.	New Position Requests	-	104,396	104,396	-	104,396	104,396	-
Notes: 1 Assistant Director and 1 Superintendent (CC 08105 - Sanitation Administration, start date 5/1/23)								
Workforce Enhancements Total		-	4,261,852	4,261,852	-	4,261,852	4,261,852	-

Capital Requests		FY22 Budget	FY23 Requested	FY23 Recommended	FY23 Approved	Requested Change	Recommended Change	Approved Change
C1.	Cell Construction (Sanitation - Administration). Phase 3, Units 2 & 4, Cells 3-5 (20 acres).	5,665,000	6,600,000	6,600,000	-	935,000	935,000	-5,665,000
C2.	Leachate Tank Repairs (Sanitation - Administration). -	-	250,000	250,000	-	250,000	250,000	-
C3.	North Transfer Station Improvements (Sanitation - Administration). Removal of top loading compactors, compactor building, concrete floor and surrounding areas around the station; new scale house and new scale.	-	1,000,000	1,000,000	-	1,000,000	1,000,000	-
Capital Requests Total		5,665,000	7,850,000	7,850,000	-	2,185,000	2,185,000	-5,665,000

Total Budget		96,965,769	91,885,589	92,413,397		-5,080,180	-4,552,372	-96,965,769
---------------------	--	-------------------	-------------------	-------------------	--	-------------------	-------------------	--------------------

SHERIFF'S OFFICE (03200)
General Fund (100)
 FY23 Budget Request / Recommendation Sheet

Departmental Description

The Sheriff's Office is the executive arm of the overall agency responsible for planning, organizing, directing, and controlling the activities of the DeKalb County's Sheriff's Headquarters and Jail. The Administrative Division supports the overall operations of the Sheriff's Office. This division includes Human Resources, Information Technology, Financial Management, Community Relations, and Background and Recruitment. The Field Division is a 24-hour, 7-day a week operation that serve all criminal warrants for DeKalb County such as murder, rape, child molestation and burglary. Further, having statewide jurisdiction, we are mandated to enforce all state laws and county ordinances, locate and arrest fugitives; and coordinate out-of-state extraditions. The Jail Division is the largest division of the Sheriff's Office. The Jail Division is responsible for the care, custody and control of inmates and must ensure that they appear for court, serve their sentences, or wait for transfer to other institutions. The Sheriff is also responsible for ensuring that the inmates are provided with appropriate medical, dental and mental health treatments; ensuring that inmates' constitutional rights are protected; ensuring adequate housing, meals and recreation as provided by law; and providing reasonable accessibility to visitation, religious services and programs. The Official Code of Georgia requires the Sheriff, or his deputy, to attend and to provide security for all Superior Courts and Probate Court proceedings. The Court Division provides security for Courthouse complex, Juvenile Justice Center, Magistrate and State Court Traffic Division.

Common Object Expenditures	FY20 Actual	FY21 Actual	FY22 Budget	FY23 Requested	Requested Change	FY23 Recommended	Recommended Change
51-PERSONAL SERVICES AND EMPLOYEE BENEFITS	51,270,453	45,487,795	47,895,922	65,743,846	37.3%	49,366,884	3.1%
52-PURCHASED / CONTRACTED SERVICES	16,861,854	15,044,285	20,648,979	21,316,525	3.2%	20,648,979	-
53-SUPPLIES	6,732,823	6,308,836	8,449,269	9,149,268	8.3%	8,449,268	-
54-CAPITAL OUTLAYS	13,497	8,305	350,274	335,292	-4.3%	335,292	-4.3%
55-INTERFUND / INTERDEPARTMENTAL CHARGES	1,430,434	1,595,158	1,676,778	2,628,998	56.8%	1,856,778	10.7%
57-OTHER COSTS	412	920	1,810	1,810	-	1,810	-
61-OTHER FINANCING USES	-	-	-	5,745,040	-	-	-
70-RETIREMENT SERVICES	-	-	6,180,582	6,180,582	-	6,180,582	-
Total (\$)	76,309,472	68,445,299	85,203,614	111,101,361	30.4%	86,839,593	1.9%

Cost Center Level Expenditures	FY20 Actual	FY21 Actual	FY22 Budget	FY23 Requested	Requested Change	FY23 Recommended	Recommended Change
03201-Sheriff'S Office	-562,042	2,700,087	3,096,363	3,690,218	19.2%	2,526,959	-18.4%
03205-Sheriff'S Office - Administrative Division	3,051,545	2,954,351	9,526,812	10,524,427	10.5%	9,729,741	2.1%
03210-Sheriff'S Office - Field Division	10,724,871	8,516,949	9,731,786	11,389,599	17.0%	7,693,946	-20.9%
03220-Sheriff'S Office - Jail	52,628,104	46,269,701	54,737,806	72,990,830	33.3%	58,943,912	7.7%
03223-Sheriff'S Office - Jail Inmate Services	66,117	98,453	497,365	497,364	-	497,364	-
03230-Sheriff'S Office - Courts	10,400,876	7,905,758	7,613,482	12,008,923	57.7%	7,447,671	-2.2%
Total (\$)	76,309,472	68,445,299	85,203,614	111,101,361	30.4%	86,839,593	1.9%

Positions	FY20 Actual	FY21 Actual	FY22 Actual	FY23 Requested	Requested Change	FY23 Recommended	Recommended Change
Filled Positions	624	547	624	653	29	653	29
Funded Positions	753	624	624	653	29	653	29

Notes: 473 filled 180 vacant

Departmental Notes

The Sheriff's Office requested funding for 29 more positions than were funded in FY22. The recommended budget maintains level funding for 653 positions, and recommends filling funded vacant positions.

SHERIFF'S OFFICE (03200)
General Fund (100)
 FY23 Budget Request / Recommendation Sheet

Base Budget by Object Class/Selected Object Code	FY22 Budget	FY23 Requested	FY23 Recommended	FY23 Approved	Requested Change	Recommended Change	Approved Change
51-PERSONAL SERVICES AND EMPLOYEE BENEFITS	47,895,922	43,940,306	43,940,306	-	-3,955,616	-3,955,616	-47,895,922
Salaries	31,067,334	26,796,049	26,796,049	-	-4,271,285	-4,271,285	-31,067,334
Salaries - Part Time	28,128	28,128	28,128	-	-	-	-28,128
Salaries - Adjustments	-568,713	-	-	-	568,713	568,713	568,713
Salaries - Temporary	9,696	9,696	9,696	-	-	-	-9,696
Salaries - Overtime	6,350,048	7,540,048	7,540,048	-	1,190,000	1,190,000	-6,350,048
County Match - Grp Ins - Allocated	7,461,000	6,385,500	6,385,500	-	-1,075,500	-1,075,500	-7,461,000
County Match - FICA	2,376,243	2,049,899	2,049,899	-	-326,344	-326,344	-2,376,243
401(A) Employer Contribution	372,939	331,739	331,739	-	-41,200	-41,200	-372,939
Workers Compensation	776,327	776,327	776,327	-	-	-	-776,327
Allowance - Clothing	22,920	22,920	22,920	-	-	-	-22,920
52-PURCHASED / CONTRACTED SERVICES	20,648,979	20,648,979	20,648,979	-	-	-	-20,648,979
53-SUPPLIES	8,449,269	8,449,268	8,449,268	-	-1	-1	-8,449,269
54-CAPITAL OUTLAYS	350,274	335,292	335,292	-	-14,982	-14,982	-350,274
55-INTERFUND / INTERDEPARTMENTAL CHARGES	1,676,778	1,676,778	1,676,778	-	-	-	-1,676,778
57-OTHER COSTS	1,810	1,810	1,810	-	-	-	-1,810
70-RETIREMENT SERVICES	6,180,582	6,180,582	6,180,582	-	-	-	-6,180,582
Base Budget (Total)	85,203,614	81,233,015	81,233,015	-	-3,970,599	-3,970,599	-85,203,614

Operating Enhancements	FY22 Budget	FY23 Requested	FY23 Recommended	FY23 Approved	Requested Change	Recommended Change	Approved Change
O1. Vehicle Replacement. Courts Vehicle Replacement	-	180,000	180,000	-	180,000	180,000	-
Operating Enhancements Total	-	180,000	180,000	-	180,000	180,000	-

Workforce Enhancements	FY22 Budget	FY23 Requested	FY23 Recommended	FY23 Approved	Requested Change	Recommended Change	Approved Change
W1. Existing Vacancies	-	245,786	-	-	245,786	-	-
W2. Existing Vacancies	-	228,318	-	-	228,318	-	-
W3. Existing Vacancies	-	990,961	-	-	990,961	-	-
W4. Existing Vacancies	-	5,432,203	5,426,578	-	5,432,203	5,426,578	-
W5. Existing Vacancies	-	1,881,385	-	-	1,881,385	-	-

Notes:							
Workforce Enhancements Total	-	8,778,653	5,426,578	-	8,778,653	5,426,578	-

Total Budget	85,203,614	90,191,668	86,839,593	-	4,988,054	1,635,979	-85,203,614
---------------------	-------------------	-------------------	-------------------	----------	------------------	------------------	--------------------

SOLICITOR (03800)
General Fund (100)
 FY23 Budget Request / Recommendation Sheet

Departmental Description

The Solicitor-General is elected by popular vote for a four-year term. The Solicitor-General's Office is responsible for the prosecution of misdemeanor state law, traffic and ordinance offenses committed. The Office, through its assistants, represents the State of Georgia in criminal cases pending in the seven jury division of the State Court, the four non-jury divisions of the State Court and the ordinance division of Magistrate Court. To meet the mandate, the Office: retrieves documents from arresting agencies, secures criminal histories and driving records, contacts victims and witnesses; provide support services, investigate cases by gathering evidence, executing search warrants and interviewing witnesses; make appropriate charging decisions and files formal accusations; complies and provides discovery to defendants; represents the State of Georgia in all misdemeanor and ordinance criminal court proceedings in State and Magistrate Court including arraignments, calendar call, jail plea calendars, bond hearings, probation revocations, bench trials and other preliminary and post-conviction hearings; serves subpoenas and procures the presence of witnesses at hearings; negotiates pleas and make sentencing recommendations; responds to request for record restrictions and information releasable under the Open Records Act; files and responds to appeals to higher courts and manages diversion programs.

Common Object Expenditures	FY20 Actual	FY21 Actual	FY22 Budget	FY23 Requested	Requested Change	FY23 Recommended	Recommended Change
51-PERSONAL SERVICES AND EMPLOYEE BENEFITS	7,207,434	6,880,647	7,982,290	9,322,475	16.8%	9,814,895	23.0%
52-PURCHASED / CONTRACTED SERVICES	128,948	136,474	223,314	383,314	71.6%	383,314	71.6%
53-SUPPLIES	38,055	67,003	85,890	85,890	-	85,890	-
54-CAPITAL OUTLAYS	11,658	33,986	97,064	97,064	-	97,064	-
55-INTERFUND / INTERDEPARTMENTAL CHARGES	137,004	186,127	105,134	245,134	133.2%	245,134	133.2%
61-OTHER FINANCING USES	182,793	182,793	182,793	182,793	-	182,793	-
70-RETIREMENT SERVICES	-	-	1,072,615	1,072,615	-	1,072,615	-
Total (\$)	7,705,891	7,487,030	9,749,100	11,389,285	16.8%	11,881,705	21.9%

Cost Center Level Expenditures	FY20 Actual	FY21 Actual	FY22 Budget	FY23 Requested	Requested Change	FY23 Recommended	Recommended Change
03810-Solicitor - State Court	6,750,917	6,634,371	8,843,678	10,491,477	18.6%	10,965,446	24.0%
03815-Solicitor - Victim Assistance	703,166	660,507	698,464	723,736	3.6%	742,186	6.3%
03816-Solicitor - General Pre-Trial Diversion Program	251,807	192,152	206,958	174,072	-15.9%	174,072	-15.9%
Total (\$)	7,705,891	7,487,030	9,749,100	11,389,285	16.8%	11,881,705	21.9%

Positions	FY20 Actual	FY21 Actual	FY22 Actual	FY23 Requested	Requested Change	FY23 Recommended	Recommended Change
Filled Positions	87	89	93	98	5	98	5
Funded Positions	87	89	93	98	5	98	5

Notes: 81 filled positions, 17 existing vacant positions.

Departmental Notes

FY23 department budget includes funding for a cost of living adjustment, vacant positions, and base salary adjustments.

SOLICITOR (03800)
General Fund (100)
 FY23 Budget Request / Recommendation Sheet

Base Budget by Object Class/Selected Object Code		FY22 Budget	FY23 Requested	FY23 Recommended	FY23 Approved	Requested Change	Recommended Change	Approved Change
51-PERSONAL SERVICES AND EMPLOYEE BENEFITS		7,982,290	7,728,843	7,728,843	-	-253,447	-253,447	-7,982,290
Salaries		5,698,675	5,464,906	5,464,907	-	-233,769	-233,768	-5,698,675
Salaries - Part Time		309,108	309,108	309,108	-	-	-	-309,108
Salaries - Adjustments		295,596	295,596	295,596	-	-	-	-295,596
County Match - Group Insurance		23,580	23,580	23,580	-	-	-	-23,580
County Match - Grp Ins - Allocated		1,095,000	1,093,500	1,093,500	-	-1,500	-1,500	-1,095,000
County Match - FICA		434,190	419,428	419,428	-	-14,762	-14,762	-434,190
401(A) Employer Contribution		122,046	118,629	118,629	-	-3,417	-3,417	-122,046
Workers Compensation		4,095	4,095	4,095	-	-	-	-4,095
Notes: Base salary budget funds 81 positions.								
52-PURCHASED / CONTRACTED SERVICES		223,314	223,314	223,314	-	-	-	-223,314
53-SUPPLIES		85,890	85,890	85,890	-	-	-	-85,890
54-CAPITAL OUTLAYS		97,064	97,064	97,064	-	-	-	-97,064
55-INTERFUND / INTERDEPARTMENTAL CHARGES		105,134	105,134	105,134	-	-	-	-105,134
61-OTHER FINANCING USES		182,793	182,793	182,793	-	-	-	-182,793
70-RETIREMENT SERVICES		1,072,615	1,072,615	1,072,615	-	-	-	-1,072,615
Base Budget (Total)		9,749,100	9,495,653	9,495,653	-	-253,447	-253,447	-9,749,100
Base Adjustments		FY22 Budget	FY23 Requested	FY23 Recommended	FY23 Approved	Requested Change	Recommended Change	Approved Change
B1.	Salary Adjustments. FY23 base salary corrections.	-	418,243	371,116	-	418,243	371,116	-
B2.	Vehicles. Four addition to vehicles.	-	140,000	140,000	-	140,000	140,000	-
Base Adjustments Total		-	558,243	511,116	-	558,243	511,116	-
Operating Enhancements		FY22 Budget	FY23 Requested	FY23 Recommended	FY23 Approved	Requested Change	Recommended Change	Approved Change
O1.	Rent. New lease agreement.	-	160,000	160,000	-	160,000	160,000	-
O2.	Cost of living adjustment (COLA). Funding for 4% COLA.	-	-	147,842	-	-	147,842	-
Operating Enhancements Total		-	160,000	307,842	-	160,000	307,842	-
Workforce Enhancements		FY22 Budget	FY23 Requested	FY23 Recommended	FY23 Approved	Requested Change	Recommended Change	Approved Change
W1.	Existing Vacancies	-	1,119,763	1,493,017	-	1,119,763	1,493,017	-
W2.	Existing Vacancies	-	55,626	74,076	-	55,626	74,076	-
Notes: W1 - 6 attorney I (CC 03810 - State Court, Pos #04516, Pos #04517, Pos #05234, Pos #07801, Pos #15318, Pos #15319, start date 1/1/23), 1 investigator II (CC 3810 - State Court, Pos #05234, start date 1/1/23), 2 victim witness assistant program coordinator (CC 03815 - Victim Assistance, Pos #10822, start date 1/1/23, CC 03810, Pos #10030, start date 1/1/23), 4 attorney II (CC 03810 - State Court, Pos #99432, Pos #999433, Pos #10032, Post #11319, start date 1/1/23), 1 supervising attorney (CC 03810 - State Court, Pos #999431, start date 1/1/23).								
Workforce Enhancements Total		-	1,175,389	1,567,093	-	1,175,389	1,567,093	-
Total Budget		9,749,100	11,389,285	11,881,705	-	1,640,185	2,132,605	-9,749,100

STATE COURT (03700)
General Fund (100)
 FY23 Budget Request / Recommendation Sheet

Departmental Description

The State Court has jurisdiction within the boundaries of DeKalb County. It has concurrent jurisdiction for all civil matters without regard to the amount in controversy, except for those matters for which the Superior Court has exclusive jurisdiction. The Court tries misdemeanor criminal cases only and is supported by the Clerk of State and Magistrate Court, State Court Probation and the Marshal's Office.

House Bill 300 created the State Court's Traffic Division during the 2015 session of the Georgia General Assembly. The Traffic Division replaced Recorders Court which was abolished by House Bill 301. The Traffic Court has jurisdiction within unincorporated DeKalb County. Traffic Court Probation and the Marshal's Office are the constituent entities with the Traffic Court, together with the Traffic Court Clerk's Office serve and support this division of the court.

Common Object Expenditures	FY20 Actual	FY21 Actual	FY22 Budget	FY23 Requested	Requested Change	FY23 Recommended	Recommended Change
51-PERSONAL SERVICES AND EMPLOYEE BENEFITS	13,957,547	13,510,326	16,896,419	20,762,117	22.9%	21,046,743	24.6%
52-PURCHASED / CONTRACTED SERVICES	627,987	474,670	1,465,209	1,860,841	27.0%	1,560,841	6.5%
53-SUPPLIES	443,718	388,567	1,032,164	836,421	-19.0%	836,421	-19.0%
54-CAPITAL OUTLAYS	14,343	10,377	261,300	261,300	-	261,300	-
55-INTERFUND / INTERDEPARTMENTAL CHARGES	440,933	493,950	804,389	419,568	-47.8%	419,568	-47.8%
61-OTHER FINANCING USES	38,795	18,107	1,181,795	1,260,633	6.7%	38,796	-96.7%
70-RETIREMENT SERVICES	-	-	1,952,118	1,952,118	-	1,952,118	-
Total (\$)	15,523,323	14,895,997	23,593,394	27,352,999	15.9%	26,115,787	10.7%

Cost Center Level Expenditures	FY20 Actual	FY21 Actual	FY22 Budget	FY23 Requested	Requested Change	FY23 Recommended	Recommended Change
03701-State Court - Judge Wong	581,680	581,059	654,136	690,776	5.6%	690,776	5.6%
03702-State Court - Judge Hydrick	611,923	576,136	621,433	697,945	12.3%	697,946	12.3%
03703-State Court - Judge Purdom	613,198	590,605	650,860	701,544	7.8%	701,544	7.8%
03704-State Court - Judge Panos	620,365	596,381	660,951	700,198	5.9%	700,198	5.9%
03705-State Court - Judge Mike Jacobs	583,108	555,988	691,600	686,125	-0.8%	686,125	-0.8%
03706-State Court - Judge Lopez	602,837	504,765	597,263	704,845	18.0%	704,845	18.0%
03707-State Court - Judge Gordon	608,328	620,359	639,283	711,851	11.4%	711,851	11.4%
03710-State & Magistrate Courts Clerk	4,794,419	4,759,133	9,441,728	10,860,914	15.0%	9,660,302	2.3%
03712-State Court - Dui Court	402,767	416,631	520,018	539,207	3.7%	539,207	3.7%
03715-State Court - Probation	2,634,189	2,470,318	3,486,021	3,595,144	3.1%	3,595,144	3.1%
03720-State Court - Marshal	3,470,509	3,224,622	5,630,101	7,464,450	32.6%	7,427,849	31.9%
Total (\$)	15,523,323	14,895,997	23,593,394	27,352,999	15.9%	26,115,787	10.7%

Positions	FY20 Actual	FY21 Actual	FY22 Actual	FY23 Requested	Requested Change	FY23 Recommended	Recommended Change
Filled Positions	188	191	188	247	59	247	59
Funded Positions	195	191	196	247	51	247	51

Notes: 188 filled positions, 53 vacant positions and 6 new positions.

Departmental Notes

House Bill 77 legislation passed in July 2021 and provided that the current State Court Jury Division be renamed Division A, effective January 1, 2022. Additionally, the new law provided that the current State Court Traffic Division be renamed Division B.

STATE COURT (03700)
General Fund (100)
 FY23 Budget Request / Recommendation Sheet

Base Budget by Object Class/Selected Object Code	FY22 Budget	FY23 Requested	FY23 Recommended	FY23 Approved	Requested Change	Recommended Change	Approved Change
51-PERSONAL SERVICES AND EMPLOYEE BENEFITS	16,896,419	16,009,015	16,009,016	-	-887,404	-887,403	-16,896,419
Salaries	11,478,377	12,154,389	12,154,389	-	676,012	676,012	-11,478,377
Salaries - Part Time	18,240	18,240	18,240	-	-	-	-18,240
Salaries - Adjustments	1,875,138	-	-	-	-1,875,138	-1,875,138	-1,875,138
Salaries - Overtime	88,680	88,680	88,680	-	-	-	-88,680
County Match - Grp Ins - Reversed	51,384	51,384	51,384	-	-	-	-51,384
County Match - Grp Ins - Allocated	2,310,000	2,538,000	2,538,000	-	228,000	228,000	-2,310,000
County Match - FICA	866,721	938,032	938,032	-	71,311	71,311	-866,721
401(A) Employer Contribution	163,431	175,842	175,842	-	12,411	12,411	-163,431
Workers Compensation	43,320	43,320	43,320	-	-	-	-43,320
Allowance - Clothing	1,128	1,128	1,128	-	-	-	-1,128
52-PURCHASED / CONTRACTED SERVICES	1,465,209	1,465,209	1,465,209	-	-	-	-1,465,209
53-SUPPLIES	1,032,164	532,164	532,164	-	-500,000	-500,000	-1,032,164
54-CAPITAL OUTLAYS	261,300	11,300	11,300	-	-250,000	-250,000	-261,300
55-INTERFUND / INTERDEPARTMENTAL CHARGES	804,389	414,389	414,389	-	-390,000	-390,000	-804,389
61-OTHER FINANCING USES	1,181,795	38,796	38,796	-	-1,142,999	-1,142,999	-1,181,795
70-RETIREMENT SERVICES	1,952,118	1,952,118	1,952,118	-	-	-	-1,952,118
Base Budget (Total)	23,593,394	20,422,991	20,422,992	-	-3,170,403	-3,170,402	-23,593,394

Base Adjustments		FY22 Budget	FY23 Requested	FY23 Recommended	FY23 Approved	Requested Change	Recommended Change	Approved Change
B1.	Increase Telephone Wireless Service (State Court Division A, Judge Wong). Telephone Wireless Service - increase is due to costs of services and is a necessary cost to continue operations at currently authorized service levels.	-	556	556	-	556	556	-
B2.	Increase in Operating Supplies (State Court Division A, Judge Wong). Operating Supplies - increase is due to court operations returning to pre-pandemic capacity in 2023.	-	2,152	2,152	-	2,152	2,152	-
B3.	In-Grade Adjustments (State Court Division A, Judge Hydrick). Salary Adjustments - in-grade adjustments for judge's staff.	-	20,157	20,157	-	20,157	20,157	-
B4.	Increase Telephone Wireless Service (State Court Division A, Judge Hydrick). Telephone Wireless Service - monthly cell phone usage is a necessary cost to continue operations at currently authorized service levels.	-	1,200	1,200	-	1,200	1,200	-
B5.	Increase Operating Supplies (State Court Division A, Judge Hydrick). Operating Supplies - increase is due to court operations returning to pre-pandemic capacity in 2023.	-	4,356	4,356	-	4,356	4,356	-
B6.	In-Grade Adjustments (State Court Division A, Judge Purdom). Salaries Adjustments - in-grade adjustments request for judge's staff.	-	12,885	12,885	-	12,885	12,885	-
B7.	Increase Dues (State Court Division A, Judge Purdom). Dues - increase due to the current cost of membership dues to legal associations which are a necessary expense of the court.	-	230	230	-	230	230	-
B8.	Increase Operating Supplies (State Court Division A, Judge Purdom). Operating Supplies - increase is due to court operations returning to pre-pandemic capacity in 2023 and increase in cost of goods.	-	3,604	3,604	-	3,604	3,604	-
B9.	Increase Telephone Wireless Service (State Court Division A, Judge Panos). Telephone Wireless Service - monthly cell phone usage is a necessary cost to continue operations at currently authorized service levels.	-	750	750	-	750	750	-
B10.	Increase Training & Conference Fees (State Court Division A, Judge Panos). Training & Conference Fees - travel and training expenses for required continuing legal education.	-	4,996	4,996	-	4,996	4,996	-

STATE COURT (03700)
General Fund (100)
 FY23 Budget Request / Recommendation Sheet

B11.	Increase Training & Conference Fees (State Court Division A, Judge Jacobs). Training & Conference Fees - travel and training expenses for required continuing legal education.	-	996	996	-	996	996	-
B12.	Increase Operating Supplies State Court Division A, Judge Jacobs). Operating Supplies - increase is due to court operations returning to pre-pandemic capacity in 2023 and increase in cost of goods.	-	2,147	2,147	-	2,147	2,147	-
B13.	In-Grade Adjustments (State Court Division A, Judge Lopez). Salaries Adjustments - in-grade salary adjustments request for judge's staff.	-	10,538	10,538	-	10,538	10,538	-
B14.	Increase Training & Conference Fees (State Court Division A, Judge Lopez). Training & Conference Fees - travel and training expenses for required continuing legal education.	-	3,192	3,192	-	3,192	3,192	-
B15.	Increase Operating Supplies (State Court Division A, Judge Lopez). Operating Supplies - increase is due to court operations returning to pre-pandemic capacity in 2023 and increase in cost of goods.	-	3,587	3,587	-	3,587	3,587	-
B16.	Increase Lease Purchase of Equipment (State Court Division A, Judge Lopez). Lease Purchase of Equipment - increase is due to court operations returning to pre-pandemic capacity in 2023 and increase in cost of goods.	-	920	920	-	920	920	-
B17.	Increase Telephone Wireless Service (State Court Division A, Judge Gordon). Telephone Wireless Service - monthly cell phone usage is a necessary cost to continue operations at currently authorized service levels.	-	750	750	-	750	750	-
B18.	Increase Dues (State Court Division A, Judge Gordon). Dues - this increase is due to the current cost of membership dues to legal associations which are a necessary expense of the court.	-	1,983	1,983	-	1,983	1,983	-
B19.	Increase Training & Conference Fees (State Court Division A, Judge Gordon). Training & Conference Fees - travel and training expenses for required continuing legal education.	-	5,625	5,625	-	5,625	5,625	-
B20.	Increase Court Reporter Services (State Court Division A, Clerk). Court Reporter Services - court reporter services are a necessary expense of the Court to continue operations at currently authorized service levels.	-	8,188	8,188	-	8,188	8,188	-
B21.	Increase Telephone Wireless Service (State Court Division A, Clerk). Telephone Wireless - the cell phones and wireless access for the dedicated IT personnel and remote workers are a necessary expense.	-	29,142	29,142	-	29,142	29,142	-
B22.	Increase Training & Conference Fees (State Court Division A, Clerk). Training & Conference Fees - travel and training expenses for the new deputy chief and clerk of court.	-	5,304	5,304	-	5,304	5,304	-
B23.	Increase Operating Supplies (State Court Division A, Clerk). Operating Supplies - the Clerk's Office will be returning to 85% in person staff and the cost of goods has increased.	-	68,411	68,411	-	68,411	68,411	-
B24.	Increase Overtime State Court Division A, Clerk). Overtime - due to the eviction backlog, the Clerk's Office eviction staff are working overtime to schedule and review cases for final hearings.	-	61,800	61,800	-	61,800	61,800	-
B25.	Increase Overtime (State Court Division A, Marshal). Overtime - increase overtime to address backlog evictions and civil processing.	-	100,000	100,000	-	100,000	100,000	-
B26.	Increase Training & Conference Fees (State Court Division A, Marshal). Training & Conference Fees - increase training & conference fees for executive training.	-	30,000	30,000	-	30,000	30,000	-
B27.	Increase Operating Supplies (State Court Division A, Marshal). Office Supplies - increase office supplies due to office expanding.	-	200,000	200,000	-	200,000	200,000	-
Base Adjustments Total		-	583,469	583,469	-	583,469	583,469	-

Operating Enhancements		FY22 Budget	FY23 Requested	FY23 Recommended	FY23 Approved	Requested Change	Recommended Change	Approved Change
O1.	Stipend for Court Reporters (State Court Division A, Judge Panos). Salaries Adjustments - this request will provide the same stipend as Superior Court reporters statewide.	-	960	960	-	960	960	-
O2.	Stipend for Court Reporters (State Court Division A, Judge Jacobs). Salaries Adjustments - this request will provide the same stipend as Superior Court reporters statewide.	-	960	960	-	960	960	-

STATE COURT (03700)
General Fund (100)
FY23 Budget Request / Recommendation Sheet

O3.	Stipend for Court Reporters (State Court Division A, Judge Gordon). Salaries Adjustments - this request will provide the same stipend as Superior Court reporters statewide.	-	960	960	-	960	960	-
O4.	In-Grade Adjustments (State Court - DUI Court). Salaries Adjustments - salary adjustments for three staff members. Employees' retention is vital to maintaining a highly qualified workforce.	-	18,879	18,879	-	18,879	18,879	-
O5.	Stipend for Court Reporters (State Court Division A, Judge Wong). Salaries Adjustments - this request will provide the same stipend as Superior Court reporters statewide.	-	960	960	-	960	960	-
O6.	Stipend for Court Reporters (State Court Division A, Judge Hydrick). Salaries Adjustments - this request will provide the same stipend as Superior Court reporters statewide.	-	960	960	-	960	960	-
O7.	Stipend for Court Reporters (State Court Division A, Judge Purdom). Salaries Adjustments - this request will provide the same stipend as Superior Court reporters statewide.	-	960	960	-	960	960	-
O8.	Stipend for Court Reporters (State Court Division A, Judge Lopez). Salaries Adjustments - this request will provide the same stipend as Superior Court reporters statewide.	-	960	960	-	960	960	-
O9.	Add Budget for Training & Conference Fees (State Court - DUI). Training & Conference Fees - ten employees attend mandatory yearly training to maintain the Program's accreditation.	-	3,000	3,000	-	3,000	3,000	-
O10.	Increase Cost for Additional Vehicle (State Court - DUI). Vehicle Maintenance Charge - an additional used vehicle was added to DUI Court in FY22.	-	5,179	5,179	-	5,179	5,179	-
O11.	Emergency Equipment (State Court Division A, Marshal). Other Supplies - emergency equipment at \$10K each.	-	20,000	20,000	-	20,000	20,000	-
O12.	Replace Outdated Computer Equipment (State Court Division A, Clerk). Computer Equipment - the Clerk's Office expects to replace outdated computer equipment and furnish time-limited employees with equipment.	-	250,000	250,000	-	250,000	250,000	-
O13.	Cost of Living Adjustment (State Court Division A). Salaries Adjustments - funding for a 4% cost of living adjustment (including associated benefits).	-	-	321,203	-	-	321,203	-
Operating Enhancements Total		-	303,778	624,981	-	303,778	624,981	-

STATE COURT (03700)
General Fund (100)
 FY23 Budget Request / Recommendation Sheet

Workforce Enhancements		FY22 Budget	FY23 Requested	FY23 Recommended	FY23 Approved	Requested Change	Recommended Change	Approved Change
W1.	Existing Vacancies	-	496,135	496,157	-	496,135	496,157	-
W2.	Existing Vacancies	-	54,465	54,465	-	54,465	54,465	-
W3.	Existing Vacancies	-	299,787	299,787	-	299,787	299,787	-
W4.	Existing Vacancies	-	1,507,021	1,507,021	-	1,507,021	1,507,021	-
Notes: 12 filled/vacant positions (CC03710 - State & Magistrate Courts Clerk, Pos #s 04552, 04569, 04556, 04570, 04574, 04579, 05476, 11537, 04565, 10043, 04570, 04574, start dates 1/1/23 & 5/1/23); 1 social worker (CC 03712 - DUI Court, Pos #16118, start date 5/1/23); 1 adult probation supervisor (CC 03715 - State Court Probation, Pos #05072, 4 adult probation officers, Pos #05600, 06369, 15217, 05713, 2 adult probation officer principals, Pos #s 07532, 07763, start date 5/1/23); 33 vacant/filled positions (CC 03720 - State Court Marshal, start dates 1/1/23, 2/1/23, 3/1/23)								
W6.	New Position Requests	-	191,514	191,514	-	191,514	191,514	-
W7.	New Position Requests	-	89,232	89,232	-	89,232	89,232	-
W8.	New Position Requests	-	1,846,168	1,846,168	-	1,846,168	1,846,168	-
Notes: 1 deputy marshal major, 3 deputy marshal lieutenants, 2 administrative specialist (State Court Marshal, start date 5/1/23)								
Workforce Enhancements Total		-	4,484,322	4,484,345	-	4,484,322	4,484,345	-
Total Budget		23,593,394	25,794,561	26,115,787		2,201,166	2,522,393	-23,593,394

STATE COURT (03700)
Unincorporated Fund (272)
 FY23 Budget Request / Recommendation Sheet

Departmental Description

The State Court has jurisdiction within the boundaries of DeKalb County. It has concurrent jurisdiction for all civil matters without regard to the amount in controversy, except for those matters for which the Superior Court has exclusive jurisdiction. The Court tries misdemeanor criminal cases only and is supported by the Clerk of State and Magistrate Court, State Court Probation and the Marshal's Office.

House Bill 300 created the State Court's Traffic Division during the 2015 session of the Georgia General Assembly. The Traffic Division replaced Records Court which was abolished by House Bill 301. The Traffic Court has jurisdiction within unincorporated DeKalb County. Traffic Court Probation and the Marshal's Office are the constituent entities with the Traffic Court, together with the Traffic Court Clerk's Office serve and support this division of the court.

Common Object Expenditures	FY20 Actual	FY21 Actual	FY22 Budget	FY23 Requested	Requested Change	FY23 Recommended	Recommended Change
51-PERSONAL SERVICES AND EMPLOYEE BENEFITS	3,991,105	3,715,120	5,220,937	6,351,600	21.7%	6,130,709	17.4%
52-PURCHASED / CONTRACTED SERVICES	515,566	397,695	1,172,600	1,110,550	-5.3%	1,098,550	-6.3%
53-SUPPLIES	33,007	16,247	85,607	663,963	675.6%	163,811	91.4%
54-CAPITAL OUTLAYS	3,509	-	165,000	250,000	51.5%	165,000	-
61-OTHER FINANCING USES	-	-	-	1,467,000	-	267,000	-
70-RETIREMENT SERVICES	-	-	578,359	578,359	-	578,359	-
Total (\$)	4,543,186	4,129,062	7,222,503	10,421,472	44.3%	8,403,429	16.4%

Cost Center Level Expenditures	FY20 Actual	FY21 Actual	FY22 Budget	FY23 Requested	Requested Change	FY23 Recommended	Recommended Change
03711-State Court Traffic Division	3,213,010	2,930,083	4,852,148	7,654,560	57.8%	5,757,157	18.7%
03716-State Court Traffic Division - Judge Morris	357,314	272,464	614,595	682,151	11.0%	658,664	7.2%
03717-State Court Traffic Division - Judge Ramsey	321,553	313,407	590,104	712,789	20.8%	667,637	13.1%
03718-State Court Traffic Division - Judge Ross	330,351	306,097	578,321	684,427	18.3%	658,426	13.9%
03719-State Court Traffic Division - Judge Storey	320,959	307,011	587,335	687,545	17.1%	661,545	12.6%
Total (\$)	4,543,186	4,129,062	7,222,503	10,421,472	44.3%	8,403,429	16.4%

Positions	FY20 Actual	FY21 Actual	FY22 Actual	FY23 Requested	Requested Change	FY23 Recommended	Recommended Change
Filled Positions	54	55	49	64	15	64	15
Funded Positions	55	55	60	64	4	64	4

Notes: 49 filled positions; 15 vacant/filled positions recommended

Departmental Notes

House Bill 77 legislation passed in July 2021 and provided that the current State Court Jury Division be renamed Division A, effective January 1, 2022. Additionally, the new law provided that the current State Court Traffic Division be renamed Division B.

STATE COURT (03700)
Unincorporated Fund (272)
 FY23 Budget Request / Recommendation Sheet

Base Budget by Object Class/Selected Object Code	FY22 Budget	FY23 Requested	FY23 Recommended	FY23 Approved	Requested Change	Recommended Change	Approved Change
51-PERSONAL SERVICES AND EMPLOYEE BENEFITS	5,220,937	5,008,775	5,008,774	-	-212,162	-212,163	-5,220,937
Salaries	3,191,839	3,104,877	3,104,877	-	-86,962	-86,962	-3,191,839
Salaries - Part Time	873,984	873,984	873,984	-	-	-	-873,984
Salaries - Adjustments	182,148	74,976	74,976	-	-107,172	-107,172	-182,148
County Match - Grp Ins - Reversed	14,316	14,316	14,316	-	-	-	-14,316
County Match - Grp Ins - Allocated	666,000	661,500	661,500	-	-4,500	-4,500	-666,000
County Match - FICA	241,905	233,266	233,266	-	-8,639	-8,640	-241,905
401(A) Employer Contribution	50,745	45,856	45,856	-	-4,889	-4,889	-50,745
52-PURCHASED / CONTRACTED SERVICES	1,172,600	1,062,600	1,062,600	-	-110,000	-110,000	-1,172,600
53-SUPPLIES	85,607	85,607	85,607	-	-	-	-85,607
54-CAPITAL OUTLAYS	165,000	165,000	165,000	-	-	-	-165,000
70-RETIREMENT SERVICES	578,359	578,359	578,359	-	-	-	-578,359
Base Budget (Total)	7,222,503	6,900,341	6,900,340	-	-322,162	-322,163	-7,222,503

Base Adjustments		FY22 Budget	FY23 Requested	FY23 Recommended	FY23 Approved	Requested Change	Recommended Change	Approved Change
B1.	Increase Telephone Wireless (State Court Division B). Telephone Wireless - county managed wireless access and connectivity to ensure secure network connections for remote users and customers accessing self help desktops. Connection used for hotspots, kiosks, ATMs, and public help stations. These services are necessary to continue operations at currently authorized levels.	-	4,304	4,304	-	4,304	4,304	-
B2.	Increase Training & Conference Fees (State Court Division B). Training & Conference Fees - National Center for State Courts certifications and training to include workforce management, case and workflow management, operations management, court financial management, increased court technology awareness, human resources management, and court performance standards and certifications.	-	8,496	8,496	-	8,496	8,496	-
B3.	Increase in Training & Conference Fees (State Court Division B - Judge Morris). Training & Conference Fees - enhance court engagement, associations, and further extend the reach of communication and ability to enhance operations, knowledge, and progressive planning.	-	5,900	5,900	-	5,900	5,900	-
B4.	Increase Operating Supplies (State Court Division B - Judge Morris). Operating Supplies - internal operational needs, such as chairs, desks, shelves, storage cabinets, operating supplies, tables, chamber furniture, file cabinets, and other items required to accommodate internal relocation needs.	-	24,996	24,996	-	24,996	24,996	-
B5.	Increase Training & Conference Fees (State Court Division B - Judge Ramsey). Training & Conference Fees - enhance court engagement, associations, and further extend the reach of communication and ability to enhance operations, knowledge, and progressive planning.	-	6,000	6,000	-	6,000	6,000	-
Base Adjustments Total		-	49,696	49,696	-	49,696	49,696	-

Operating Enhancements		FY22 Budget	FY23 Requested	FY23 Recommended	FY23 Approved	Requested Change	Recommended Change	Approved Change
O1.	Increase Operating Supplies (State Court Division B - Judge Ross) Operating Supplies - internal operational needs, such as chairs, desks, shelves, storage cabinets, operating supplies, tables, chamber furniture, file cabinets, and other items required to accommodate internal relocation needs.	-	27,576	27,576	-	27,576	27,576	-

STATE COURT (03700)
Unincorporated Fund (272)
 FY23 Budget Request / Recommendation Sheet

O2.	Increase Operating Supplies (State Court Division B - Judge Storey). Operating Supplies - internal operational needs, such as chairs, desks, shelves, storage cabinets, operating supplies, tables, chamber furniture, file cabinets, and other items required to accommodate internal relocation needs.	-	25,632	25,632	-	25,632	25,632	-
O3.	GCEPS Automation (State Court Division B). Other Profession Services - full automation of the violation reporting process to Department of Driver Services. The automation is a case management system enhancement designed to eliminate manual input of DDS violation submissions, eliminate human error, and ensure the court remains in compliance as mandated by statute.	-	11,250	11,250	-	11,250	11,250	-
O4.	Cost of Living Adjustment (State Court B). Salaries Adjustments - funding for a 4% cost of living adjustment (including associated benefits).	-	-	83,536	-	-	83,536	-
Operating Enhancements Total		-	64,458	147,994	-	64,458	147,994	-

Workforce Enhancements		FY22 Budget	FY23 Requested	FY23 Recommended	FY23 Approved	Requested Change	Recommended Change	Approved Change
W1.	Existing Vacancies	-	415,635	415,635	-	415,635	415,635	-
W2.	Existing Vacancies	-	202,016	202,016	-	202,016	202,016	-
Notes: 12 vacant/filled positions (CC 03711 - State Court Division B, Pos #s 15270, 15271, 03819,15305,15289,15298, 15276, 15893, 999434, 999435, 999436, 999437, 15308, 02072, start dates 1/1/23, 5/1/23); 1 judge (CC 03716 - State Court Judge, Pos #15323, start date 1/1/23)								
W4.	New Position Requests	-	572,440	420,748	-	572,440	420,748	-
Notes:								
Workforce Enhancements Total		-	1,190,092	1,038,399	-	1,190,092	1,038,399	-

Capital Requests		FY22 Budget	FY23 Requested	FY23 Recommended	FY23 Approved	Requested Change	Recommended Change	Approved Change
C1.	Audiovisual Upgrades (State Court Division B). Awarded \$133,000 in project funding in FY22. Updated proposal reflected significant increase. Current technology is antiquated and functioning minimally from patchwork and multiple workarounds.	-	267,000	267,000	-	267,000	267,000	-
Capital Requests Total		-	267,000	267,000	-	267,000	267,000	-
Total Budget		7,222,503	8,471,586	8,403,429		1,249,084	1,180,926	-7,222,503

STORMWATER (06700)**Stormwater Management Operating Fund (581)**

FY23 Budget Request / Recommendation Sheet

Departmental Description

DeKalb County established the Stormwater Utility (SSWU) as an Enterprise fund in 2003. The corresponding fee was implemented on January 1, 2004. Each property in DeKalb County that has impervious surface is assessed a SWU fee. Exemptions include Right of Ways, railroads tracks, and properties where 100% of the runoff is contained on the premises and no runoff enters into the stormwater management system. DeKalb County also established a SWU fee credit program where commercial properties can apply for stormwater credits of up to 40%. The Stormwater fee is included as an assessment on the annual property tax bill. The fees are collected by the Tax Commissioner's Office. The funds collected are used to maintain, repair and upgrade DeKalb County's stormwater drainage system, perform the duties necessary to comply with the National Pollutant Discharge Elimination System (NPDES) permit, and maintain programs designed to reduce flooding, erosion and water pollution caused by stormwater runoff. Currently, in addition to its own SWU database, DeKalb County is responsible for the development and maintenance of the SWU database for the cities of Clarkston, Doraville and Lithonia.

Common Object Expenditures	FY20 Actual	FY21 Actual	FY22 Budget	FY23 Requested	Requested Change	FY23 Recommended	Recommended Change
51-PERSONAL SERVICES AND EMPLOYEE BENEFITS	6,179,478	5,261,459	5,479,389	5,529,389	0.9%	5,906,355	7.8%
52-PURCHASED / CONTRACTED SERVICES	6,867,905	6,694,066	6,137,586	6,137,586	-	6,137,586	-
53-SUPPLIES	771,213	565,786	1,242,616	1,242,616	-	1,242,616	-
54-CAPITAL OUTLAYS	52,517	52,234	-	51,700	-	51,700	-
55-INTERFUND / INTERDEPARTMENTAL CHARGES	1,569,787	1,854,173	1,496,113	1,496,113	-	1,496,113	-
61-OTHER FINANCING USES	1,048,740	748,438	1,500,000	1,500,000	-	1,500,000	-
70-RETIREMENT SERVICES	692,988	806,322	872,407	872,407	-	872,407	-
Total (\$)	17,182,628	15,982,477	16,728,111	16,829,811	0.6%	17,206,777	2.9%

Cost Center Level Expenditures	FY20 Actual	FY21 Actual	FY22 Budget	FY23 Requested	Requested Change	FY23 Recommended	Recommended Change
06701-Stormwater Administration	16,653,535	15,692,629	16,388,640	16,490,340	0.6%	16,867,306	2.9%
06702-Stormwater Street Drain Maintenance	170,857	165,238	339,471	339,471	-	339,471	-
CC_06703	358,236	124,611	-	-	-	-	-
Total (\$)	17,182,628	15,982,477	16,728,111	16,829,811	0.6%	17,206,777	2.9%

Positions	FY20 Actual	FY21 Actual	FY22 Actual	FY23 Requested	Requested Change	FY23 Recommended	Recommended Change
Filled Positions	94	86	73	104	31	104	31
Funded Positions	121	96	104	104	-	104	-

Notes: 31 vacancies recommended

Departmental Notes

The FY23 budget is set based on projected revenue in this fund based upon a planned increase in stormwater utility fees.

STORMWATER (06700)
Stormwater Management Operating Fund (581)
 FY23 Budget Request / Recommendation Sheet

Base Budget by Object Class/Selected Object Code	FY22 Budget	FY23 Requested	FY23 Recommended	FY23 Approved	Requested Change	Recommended Change	Approved Change
51-PERSONAL SERVICES AND EMPLOYEE BENEFITS	5,479,389	5,479,389	5,479,389	-	-	-	-5,479,389
Salaries	3,669,506	3,669,506	3,669,506	-	-	-	-3,669,506
Salaries - Adjustments	153,561	153,561	153,561	-	-	-	-153,561
Salaries - Overtime	291,000	291,000	291,000	-	-	-	-291,000
County Match - Grp Ins - Allocated	1,032,000	1,032,000	1,032,000	-	-	-	-1,032,000
County Match - FICA	280,716	280,716	280,716	-	-	-	-280,716
401(A) Employer Contribution	45,744	45,744	45,744	-	-	-	-45,744
Unemployment Compensation	6,507	6,507	6,507	-	-	-	-6,507
Workers Compensation	355	355	355	-	-	-	-355
Notes: Base includes 73 positions							
52-PURCHASED / CONTRACTED SERVICES	6,137,586	6,137,586	6,137,586	-	-	-	-6,137,586
53-SUPPLIES	1,242,616	1,242,616	1,242,616	-	-	-	-1,242,616
55-INTERFUND / INTERDEPARTMENTAL CHARGES	1,496,113	1,496,113	1,496,113	-	-	-	-1,496,113
61-OTHER FINANCING USES	1,500,000	1,500,000	1,500,000	-	-	-	-1,500,000
70-RETIREMENT SERVICES	872,407	872,407	872,407	-	-	-	-872,407
Base Budget (Total)	16,728,111	16,728,111	16,728,111	-	-	-	-16,728,111

Operating Enhancements		FY22 Budget	FY23 Requested	FY23 Recommended	FY23 Approved	Requested Change	Recommended Change	Approved Change
O1.	Computers and Appurtenances (Stormwater Administration). Computer Equipment - replacement/new computers and appurtenances. Information Technology identified computers which are over 6 years old and must be replaced.	-	51,700	51,700	-	51,700	51,700	-
O2.	In-grade Adjustments (Stormwater Administration). Salaries Adjustments - in-grade adjustments for stormwater staff.	-	50,000	50,000	-	50,000	50,000	-
O3.	4% COLA (Stormwater Administration). Salaries Adjustments - 4% COLA.	-	-	88,754	-	-	88,754	-
O4.	Vacant Positions (Stormwater Administration) Salaries, taxes and benefits - fund 10 vacant positions.	-	-	288,212	-	-	288,212	-
Operating Enhancements Total		-	101,700	478,666	-	101,700	478,666	-

Total Budget	16,728,111	16,829,811	17,206,777		101,700	478,666	-16,728,111
---------------------	-------------------	-------------------	-------------------	--	----------------	----------------	--------------------

SUPERIOR COURT (03500)
General Fund (100)
 FY23 Budget Request / Recommendation Sheet

Departmental Description

The Superior Court is the highest court of original jurisdiction in the State of Georgia. The Court has exclusive jurisdiction over specific civil and criminal matters including cases involving titles to land, equity, declaratory judgments, habeas corpus, mandamus, quo warranto, prohibition, adoptions, divorce, custody, child support, and criminal felonies. The Court is authorized to review rulings, and in some cases, correct errors made by lower courts by issuing certiorari. The Court also administers programs which enhance and ensure that the Court's purposes and rulings are carried out in a manner that meets the needs of the citizens of DeKalb County while following the rule of law. These programs include the seminar for Families in Transition, the Family Law Information Center, Problem Solving/Child Support and felony Drug, Mental Health and Veterans Accountability Courts which provide sentencing alternatives for defendants who are in need of treatment for drug addiction and mental health challenges.

Common Object Expenditures	FY20 Actual	FY21 Actual	FY22 Budget	FY23 Requested	Requested Change	FY23 Recommended	Recommended Change
51-PERSONAL SERVICES AND EMPLOYEE BENEFITS	7,942,258	7,981,602	10,134,675	11,915,273	17.6%	11,991,923	18.3%
52-PURCHASED / CONTRACTED SERVICES	1,393,047	945,261	3,059,851	3,910,141	27.8%	3,910,141	27.8%
53-SUPPLIES	90,035	142,049	310,512	270,516	-12.9%	270,516	-12.9%
54-CAPITAL OUTLAYS	30,519	49,870	301,000	1,076,000	257.5%	1,076,000	257.5%
61-OTHER FINANCING USES	-	-	34,835	1,534,835	4,306.0%	34,835	-
70-RETIREMENT SERVICES	51,899	51,795	1,483,407	1,483,407	-	1,483,407	-
Total (\$)	9,507,758	9,170,577	15,324,280	20,190,172	31.8%	18,766,822	22.5%

Cost Center Level Expenditures	FY20 Actual	FY21 Actual	FY22 Budget	FY23 Requested	Requested Change	FY23 Recommended	Recommended Change
03510-JUDGE ADAMS - DIVISION 5	534,107	511,990	575,440	602,457	4.7%	602,457	4.7%
03515-JUDGE BARRIE - DIVISION 10	506,973	491,179	518,618	565,247	9.0%	565,247	9.0%
03520-JUDGE DEAR JACKSON - DIVISION 7	528,660	517,533	639,453	586,213	-8.3%	586,213	-8.3%
03525-Superior Court - New Judge	-	-	40,000	-	-100.0%	-	-100.0%
03530-JUDGE JOHNSON - DIVISION 1	515,372	485,340	550,444	587,619	6.8%	587,619	6.8%
03535-JUDGE SCOTT - DIVISION 9	532,012	507,973	565,913	592,855	4.8%	592,855	4.8%
03540-JUDGE PARKER-SMITH - DIVISION 3	536,894	546,828	631,903	594,435	-5.9%	594,435	-5.9%
03545-DIVISION 8	402,194	385,614	436,752	532,080	21.8%	532,080	21.8%
03550-JUDGE HYDRICK - DIVISION 6	491,182	481,225	423,319	697,008	64.7%	641,381	51.5%
03555-JUDGE ASHA JACKSON - DIVISION 2	451,658	478,075	532,864	589,713	10.7%	589,713	10.7%
03560-JUDGE MORRIS - DIVISION 4	577,032	503,175	651,987	584,288	-10.4%	584,288	-10.4%
03565-SUPERIOR COURT - SENIOR JUDGES	132,534	138,265	145,076	145,076	-	145,076	-
03570-SUPERIOR COURT - GENERAL	-	676	-	-	-	-	-
03580-SUPERIOR COURT - COURT ADMINISTRATION	2,687,241	3,054,970	7,464,905	11,883,095	59.2%	10,501,164	40.7%
03581-SUPERIOR COURT - COURT REPORTERS	337,549	204,290	505,204	505,204	-	505,204	-
03582-SUPERIOR COURT - JURY MANAGEMENT	802,918	312,598	936,297	1,006,214	7.5%	1,020,422	9.0%
03583-SUPERIOR COURT - SEMINAR FOR DIVORCING PARENTS	6,814	500	35,308	35,308	-	35,308	-
03587-SUPERIOR COURT - DISPUTE RESOLUTION	434,500	492,298	604,083	616,646	2.1%	616,646	2.1%
03590-SUPERIOR COURT - GRAND JURY	30,119	58,047	66,713	66,713	-	66,713	-
Total (\$)	9,507,758	9,170,577	15,324,280	20,190,172	31.8%	18,766,822	22.5%

SUPERIOR COURT (03500)
General Fund (100)
 FY23 Budget Request / Recommendation Sheet

Positions	FY20 Actual	FY21 Actual	FY22 Actual	FY23 Requested	Requested Change	FY23 Recommended	Recommended Change
Filled Positions	99	107	130	138	8	138	8
Funded Positions	99	107	130	138	8	138	8

Notes: 119 filled positions, 8 existing vacant positions.

Departmental Notes
 FY23 department budget provides funding for a cost of living increase, Accountability Court programs, and vacant positions.

SUPERIOR COURT (03500)
General Fund (100)
 FY23 Budget Request / Recommendation Sheet

Base Budget by Object Class/Selected Object Code	FY22 Budget	FY23 Requested	FY23 Recommended	FY23 Approved	Requested Change	Recommended Change	Approved Change
51-PERSONAL SERVICES AND EMPLOYEE BENEFITS	10,134,675	10,601,050	10,601,050	-	466,375	466,375	-10,134,675
Salaries	7,635,546	8,071,248	8,071,248	-	435,702	435,702	-7,635,546
Salaries - Part Time	32,220	196,773	196,773	-	164,553	164,553	-32,220
Salaries - Adjustments	264,624	-	-	-	-264,624	-264,624	-264,624
County Match - Group Insurance	28,920	-	-	-	-28,920	-28,920	-28,920
County Match - Grp Ins - Allocated	1,467,000	1,564,500	1,564,500	-	97,500	97,500	-1,467,000
County Match - FICA	583,173	631,073	631,073	-	47,900	47,900	-583,173
401(A) Employer Contribution	116,646	130,910	130,910	-	14,264	14,264	-116,646
Workers Compensation	6,546	6,546	6,546	-	-	-	-6,546
Notes: Base budget funds 119 positions.							
52-PURCHASED / CONTRACTED SERVICES	3,059,851	2,960,141	2,960,141	-	-99,710	-99,710	-3,059,851
53-SUPPLIES	310,512	270,516	270,516	-	-39,996	-39,996	-310,512
54-CAPITAL OUTLAYS	301,000	76,000	76,000	-	-225,000	-225,000	-301,000
61-OTHER FINANCING USES	34,835	34,835	34,835	-	-	-	-34,835
70-RETIREMENT SERVICES	1,483,407	1,483,407	1,483,407	-	-	-	-1,483,407
Base Budget (Total)	15,324,280	15,425,949	15,425,949	-	101,669	101,669	-15,324,280

Base Adjustments	FY22 Budget	FY23 Requested	FY23 Recommended	FY23 Approved	Requested Change	Recommended Change	Approved Change
B1. In-grade Adjustments. In-grade adjustment for job performance/duties and retention efforts.	-	60,259	60,259	-	60,259	60,259	-
Base Adjustments Total	-	60,259	60,259	-	60,259	60,259	-

Operating Enhancements	FY22 Budget	FY23 Requested	FY23 Recommended	FY23 Approved	Requested Change	Recommended Change	Approved Change
O1. Security. Privatized security services for judges and staff.	-	350,000	350,000	-	350,000	350,000	-
O2. Technology. Jury Management System maintenance and other mandated software upgrades.	-	1,000,000	1,000,000	-	1,000,000	1,000,000	-
O3. Supplement. Supplemental pay for Chief Judge of Stone Mountain.	-	156,000	156,000	-	156,000	156,000	-
O4. Court Programs. Accountability Courts violence prevention programs and Project Pinnacle to address county youth.	-	600,000	600,000	-	600,000	600,000	-
O5. Cost of living adjustment (COLA). Funding for 4% COLA.	-	-	216,713	-	-	216,713	-
Operating Enhancements Total	-	2,106,000	2,322,713	-	2,106,000	2,322,713	-

SUPERIOR COURT (03500)
General Fund (100)
 FY23 Budget Request / Recommendation Sheet

Workforce Enhancements		FY22 Budget	FY23 Requested	FY23 Recommended	FY23 Approved	Requested Change	Recommended Change	Approved Change
W1.	Existing Vacancies	-	55,626	-	-	55,626	-	-
W2.	Existing Vacancies	-	531,474	900,868	-	531,474	900,868	-
W3.	Existing Vacancies	-	42,825	57,033	-	42,825	57,033	-
Notes: W1 - W3 - 1 jury assistant (CC 03582 - Jury Management, Pos #03798, start date 4/1/23), 1 departmental IT specialist (CC 03580 - Court Administration, Pos #999108, start date 4/1/23), 1 court reporter (CC 03580 - Court Administration, Pos #999094, start date 4/1/23), 1 administrative coordinator (CC 03580 - Court Administrator, Pos #999087, start date 4/1/23), 2 interpreter (CC 03580 - Court Administrator, Pos #999090, Pos #999091, start date 4/1/23), case manager (CC 03580 - Court Administration, Pos #16796, start date 4/1/23), 1 fiscal officer, senior (CC 03580 - Court Administration, Pos #999023, start date 4/1/23), 1 grants coordinator (CC 03580 - Court Administration, Pos #04337, start date 4/1/23), 1 administrative specialist (CC 03580 - Court Administration, Pos #10568, start date 4/1/23), 1 judicial assistant (CC 03550 - Judge Hendrick Division 6, Pos #04373, start date 4/1/23).								
W5.	New Position Requests	-	446,532	-	-	446,532	-	-
Notes: W5 - 1 judicial assistant (CC 03515 - Judge Barre Division 10, start date 1/1/23).								
Workforce Enhancements Total		-	1,076,458	957,901	-	1,076,458	957,901	-
Total Budget		15,324,280	18,668,666	18,766,822		3,344,386	3,442,542	-15,324,280

TAX COMMISSIONER (02800)
General Fund (100)
 FY23 Budget Request / Recommendation Sheet

Departmental Description

The Office of the Tax Commissioner plans, prepares and executes the processes and systems necessary to bill, receive, collect and distribute ad valorem tax revenues to the DeKalb County government, DeKalb Board of Education, various cities, CIDs, TADs and the State of Georgia. The Office of the Tax Commissioner accepts applications for homestead and special exemptions; maintains and updates ad valorem property records. The Office of the Tax Commissioner is solely responsible for the preparation of the annual tax digest and coordination to achieve approval by the State Department of Revenue. The Office of the Tax Commissioner is the constitutionally authorized agent for the Georgia Department of Revenue for the purposes of processing, collecting and completing motor vehicle tag and titling/registration requirements in DeKalb County.

Common Object Expenditures	FY20 Actual	FY21 Actual	FY22 Budget	FY23 Requested	Requested Change	FY23 Recommended	Recommended Change
51-PERSONAL SERVICES AND EMPLOYEE BENEFITS	6,376,497	5,694,794	7,205,616	8,163,288	13.3%	8,238,808	14.3%
52-PURCHASED / CONTRACTED SERVICES	1,682,436	1,507,693	1,901,868	2,161,868	13.7%	2,161,868	13.7%
53-SUPPLIES	98,204	117,697	132,952	192,952	45.1%	192,952	45.1%
54-CAPITAL OUTLAYS	99,152	109,495	332,105	332,105	-	332,105	-
55-INTERFUND / INTERDEPARTMENTAL CHARGES	19,348	18,621	17,424	17,424	-	17,424	-
57-OTHER COSTS	-	-	1,800	1,800	-	1,800	-
70-RETIREMENT SERVICES	-	-	899,002	899,002	-	899,002	-
Total (\$)	8,275,636	7,448,299	10,490,767	11,768,439	12.2%	11,843,959	12.9%

Cost Center Level Expenditures	FY20 Actual	FY21 Actual	FY22 Budget	FY23 Requested	Requested Change	FY23 Recommended	Recommended Change
02810-Tax Commissioner - Tax Collections & Records	1,203,743	1,081,993	1,353,922	1,726,006	27.5%	1,709,582	26.3%
02820-Tax Commissioner - Motor Vehicle Tax	3,279,314	3,098,404	3,570,257	4,375,293	22.5%	4,417,667	23.7%
02821-Tax Commissioner - Motor Vehicle Temporary	218,038	254,479	136,960	136,960	-	136,960	-
02825-Tax Commissioner - Motor Vehicle Security	245,183	248,937	288,937	448,937	55.4%	457,572	58.4%
02830-Tax Commissioner - Delinquent Tax Administration	1,173,596	1,036,848	1,387,775	1,369,057	-1.3%	1,369,605	-1.3%
02840-Tax Commissioner - Tax Administration / Accounting	2,155,761	1,727,638	3,752,916	3,712,186	-1.1%	3,752,573	-
Total (\$)	8,275,636	7,448,299	10,490,767	11,768,439	12.2%	11,843,959	12.9%

Positions	FY20 Actual	FY21 Actual	FY22 Actual	FY23 Requested	Requested Change	FY23 Recommended	Recommended Change
Filled Positions	89	89	107	90	-17	90	-17
Funded Positions	103	103	107	107	-	107	-

Notes: 17 vacant positions recommended

Departmental Notes

TAX COMMISSIONER (02800)
General Fund (100)
 FY23 Budget Request / Recommendation Sheet

Base Budget by Object Class/Selected Object Code	FY22 Budget	FY23 Requested	FY23 Recommended	FY23 Approved	Requested Change	Recommended Change	Approved Change
51-PERSONAL SERVICES AND EMPLOYEE BENEFITS	7,205,616	6,462,302	6,469,499	-	-743,314	-736,117	-7,205,616
Salaries	4,636,261	4,328,289	4,334,881	-	-307,972	-301,380	-4,636,261
Salaries - Adjustments	394,284	-	-	-	-394,284	-394,284	-394,284
Salaries - Temporary	166,260	166,260	166,260	-	-	-	-166,260
Salaries - Overtime	65,436	65,436	65,436	-	-	-	-65,436
Salaries - City Supplements	170,004	170,004	170,004	-	-	-	-170,004
County Match - Grp Ins - Allocated	1,236,000	1,215,000	1,215,000	-	-21,000	-21,000	-1,236,000
County Match - FICA	351,354	333,668	334,139	-	-17,686	-17,215	-351,354
401(A) Employer Contribution	89,868	87,496	87,629	-	-2,372	-2,239	-89,868
Workers Compensation	75,149	75,149	75,149	-	-	-	-75,149
Allowance - Automobile	6,000	6,000	6,000	-	-	-	-6,000
TUITION REIMBURSEMENT	15,000	15,000	15,000	-	-	-	-15,000
Notes: Base includes 90 positions.							
52-PURCHASED / CONTRACTED SERVICES	1,901,868	1,901,868	1,901,868	-	-	-	-1,901,868
53-SUPPLIES	132,952	132,952	132,952	-	-	-	-132,952
54-CAPITAL OUTLAYS	332,105	144,101	144,101	-	-188,004	-188,004	-332,105
55-INTERFUND / INTERDEPARTMENTAL CHARGES	17,424	17,424	17,424	-	-	-	-17,424
57-OTHER COSTS	1,800	1,800	1,800	-	-	-	-1,800
70-RETIREMENT SERVICES	899,002	899,002	899,002	-	-	-	-899,002
Base Budget (Total)	10,490,767	9,559,449	9,566,646	-	-931,318	-924,121	-10,490,767

Base Adjustments		FY22 Budget	FY23 Requested	FY23 Recommended	FY23 Approved	Requested Change	Recommended Change	Approved Change
B1.	Postage Increase (Tax Commissioner - Tax Collections & Records). Postage - cost increased for mailing property tax bills and notices, delinquent notices, motor vehicle decals, accounting notices and checks, etc.	-	100,000	100,000	-	100,000	100,000	-
B2.	Funding for Salaries, Taxes, Benefits Adjustment (Tax Commissioner - Motor Vehicle Tax). Salaries Adjustments - funding for salaries, benefits and taxes adjustments.	-	505,907	505,907	-	505,907	505,907	-
B3.	Operating Supplies Increase (Tax Commissioner - Tax Administration/Accounting). Operating Supplies - funding needed due to increased costs for all supplies based on FY22 actuals.	-	60,000	60,000	-	60,000	60,000	-
B4.	Computer Software (Tax Commissioner - Tax Administration/Accounting). Computer Software - funding for increased costs for annual maintenance of all computer equipment.	-	60,000	60,000	-	60,000	60,000	-
Base Adjustments Total		-	725,907	725,907	-	725,907	725,907	-

Operating Enhancements		FY22 Budget	FY23 Requested	FY23 Recommended	FY23 Approved	Requested Change	Recommended Change	Approved Change
O1.	Other Professional Services (Tax Commissioner - Motor Vehicle Security). Other Professional Services - funding for Sheriff and security costs was approved for FY22 as one-time funding but is needed as on-going.	-	160,000	160,000	-	160,000	160,000	-
O2.	4% COLA (Tax Commissioner - Tax Collections & Records). Salaries Adjustments - 4% COLA.	-	-	19,179	-	-	19,179	-
O3.	4% COLA (Tax Commissioner - Motor Vehicle Tax). Salaries Adjustments - 4% COLA.	-	-	49,533	-	-	49,533	-
O4.	4% COLA (Tax Commissioner - Motor Vehicle Security). Salaries Adjustments - 4% COLA.	-	-	8,635	-	-	8,635	-

TAX COMMISSIONER (02800)
General Fund (100)
 FY23 Budget Request / Recommendation Sheet

O5.	Computer Equipment (Tax Commissioner - Tax Administration/Accounting). Computer Equipment - replace 20-year old scanner/payment processing machine.	-	128,004	128,004	-	128,004	128,004	-
O6.	4% COLA (Tax Commissioner - Tax Administration/Accounting). Salaries Adjustments - 4% COLA.	-	-	38,080	-	-	38,080	-
Operating Enhancements Total		-	288,004	403,431	-	288,004	403,431	-

Workforce Enhancements		FY22 Budget	FY23 Requested	FY23 Recommended	FY23 Approved	Requested Change	Recommended Change	Approved Change
W1.	Existing Vacancies	-	241,111	204,296	-	241,111	204,296	-
W2.	Existing Vacancies	-	530,347	520,059	-	530,347	520,059	-
W3.	Existing Vacancies	-	187,690	187,690	-	187,690	187,690	-
W4.	Existing Vacancies	-	61,335	61,335	-	61,335	61,335	-
Notes:								
W5.	New Position Requests	-	174,596	174,596	-	174,596	174,596	-
Notes:								
Workforce Enhancements Total		-	1,195,079	1,147,976	-	1,195,079	1,147,976	-
Total Budget		10,490,767	11,768,439	11,843,959		1,277,672	1,353,192	-10,490,767

PUBLIC WORKS - TRANSPORTATION (05400)
Designated Fund (271)
 FY23 Budget Request / Recommendation Sheet

Departmental Description

The Transportation Division of the Public Works Department is responsible for the management of county and GDOT-funded road improvement projects. Services provided on these projects include roadway design, traffic signal design and coordinated timing upgrades, survey, land acquisition, and construction management. The Transportation Division also issues utility encroachment permits, operates the county's traffic calming program, and manages the county's streetlight districts.

Common Object Expenditures	FY20 Actual	FY21 Actual	FY22 Budget	FY23 Requested	Requested Change	FY23 Recommended	Recommended Change
51-PERSONAL SERVICES AND EMPLOYEE BENEFITS	1,524,014	1,458,432	1,608,545	1,727,265	7.4%	1,674,483	4.1%
52-PURCHASED / CONTRACTED SERVICES	251,132	143,332	995,232	351,618	-64.7%	351,618	-64.7%
53-SUPPLIES	276,079	457,421	3,052,476	2,892,476	-5.2%	2,892,476	-5.2%
54-CAPITAL OUTLAYS	-	-	15,000	-	-100.0%	-	-100.0%
55-INTERFUND / INTERDEPARTMENTAL CHARGES	84,063	92,142	65,248	65,248	-	65,248	-
61-OTHER FINANCING USES	-	-	100,000	-	-100.0%	-	-100.0%
70-RETIREMENT SERVICES	2,285	-	286,675	286,675	-	286,675	-
Total (\$)	2,137,574	2,151,327	6,123,176	5,323,282	-13.1%	5,270,500	-13.9%

Cost Center Level Expenditures	FY20 Actual	FY21 Actual	FY22 Budget	FY23 Requested	Requested Change	FY23 Recommended	Recommended Change
05405-Roads & Drainage - Administration	4,494	3,363	-	-	-	-	-
05407-Transportation - Administrative Services	347,537	333,422	703,677	687,523	-2.3%	680,489	-3.3%
05410-Transportation - Engineering Operations	37,681	38,576	85,000	85,000	-	85,000	-
05415-Transportation - Design/Survey & Constuction	411,096	389,462	448,875	479,055	6.7%	469,649	4.6%
05420-Roads & Drainage - Drainage	463	324	-	-	-	-	-
05425-Transportation - Project Management	248,197	247,499	511,288	281,137	-45.0%	277,735	-45.7%
05430-Transportation - Land Acquisition	232,183	197,715	234,840	264,098	12.5%	256,727	9.3%
05445-Roads & Drainage - Support Services	216	-	-	-	-	-	-
05455-Roads & Drainage - Storm Water Management	464	405	-	-	-	-	-
05460-Transportation - Traffic Planning & Engineering	808,350	874,917	4,101,854	3,488,827	-14.9%	3,463,258	-15.6%
05462-Transportation - Traffic Calming	12,272	8,208	-	-	-	-	-
05465-Transportation - Traffic Lights	313	99	1,039	1,039	-	1,039	-
05466-Transportation - Signals	16,185	31,151	18,843	18,843	-	18,843	-
05467-Transportation - Signs & Paint	18,123	26,186	17,760	17,760	-	17,760	-
Total (\$)	2,137,574	2,151,327	6,123,176	5,323,282	-13.1%	5,270,500	-13.9%

Positions	FY20 Actual	FY21 Actual	FY22 Actual	FY23 Requested	Requested Change	FY23 Recommended	Recommended Change
Filled Positions	17	16	17	15	-2	15	-2
Funded Positions	18	17	17	17	-	17	-

Notes: 2 vacant positions recommended

Departmental Notes

PUBLIC WORKS - TRANSPORTATION (05400)
Designated Fund (271)
FY23 Budget Request / Recommendation Sheet

Base Budget by Object Class/Selected Object Code	FY22 Budget	FY23 Requested	FY23 Recommended	FY23 Approved	Requested Change	Recommended Change	Approved Change
51-PERSONAL SERVICES AND EMPLOYEE BENEFITS	1,608,545	1,484,330	1,484,330	-	-124,215	-124,215	-1,608,545
Salaries	1,214,246	1,152,676	1,152,676	-	-61,570	-61,570	-1,214,246
Salaries - Adjustments	58,248	-	-	-	-58,248	-58,248	-58,248
County Match - Group Insurance	1,128	1,128	1,128	-	-	-	-1,128
County Match - Grp Ins - Allocated	201,000	202,500	202,500	-	1,500	1,500	-201,000
County Match - FICA	92,892	88,180	88,180	-	-4,712	-4,712	-92,892
401(A) Employer Contribution	8,058	6,873	6,873	-	-1,185	-1,185	-8,058
Workers Compensation	32,973	32,973	32,973	-	-	-	-32,973
Notes: Base includes 15 positions.							
52-PURCHASED / CONTRACTED SERVICES	995,232	351,618	351,618	-	-643,614	-643,614	-995,232
53-SUPPLIES	3,052,476	2,892,476	2,892,476	-	-160,000	-160,000	-3,052,476
54-CAPITAL OUTLAYS	15,000	-	-	-	-15,000	-15,000	-15,000
55-INTERFUND / INTERDEPARTMENTAL CHARGES	65,248	65,248	65,248	-	-	-	-65,248
61-OTHER FINANCING USES	100,000	-	-	-	-100,000	-100,000	-100,000
70-RETIREMENT SERVICES	286,675	286,675	286,675	-	-	-	-286,675
Base Budget (Total)	6,123,176	5,080,347	5,080,347	-	-1,042,829	-1,042,829	-6,123,176

Operating Enhancements		FY22 Budget	FY23 Requested	FY23 Recommended	FY23 Approved	Requested Change	Recommended Change	Approved Change
O1.	4% COLA (Transportation - Administrative Services). Salaries Adjustments - 4% COLA.	-	-	7,449	-	-	7,449	-
O2.	4% COLA (Transportation - Design/Survey & Construction). Salaries Adjustments - 4% COLA.	-	-	5,018	-	-	5,018	-
O3.	4% COLA (Transportation - Project Management). Salaries Adjustments - 4% COLA.	-	-	5,012	-	-	5,012	-
O4.	4% COLA (Transportation - Land Acquisition). Salaries Adjustments - 4% COLA.	-	-	3,532	-	-	3,532	-
O5.	4% COLA (Transportation - Traffic Planning & Engineering). Salaries Adjustments - 4% COLA.	-	-	8,883	-	-	8,883	-
Operating Enhancements Total		-	-	29,894	-	-	29,894	-

PUBLIC WORKS - TRANSPORTATION (05400)
Designated Fund (271)
 FY23 Budget Request / Recommendation Sheet

Workforce Enhancements		FY22 Budget	FY23 Requested	FY23 Recommended	FY23 Approved	Requested Change	Recommended Change	Approved Change
W1.	Existing Vacancies	-	88,275	88,275	-	88,275	88,275	-
W2.	Existing Vacancies	-	71,984	71,984	-	71,984	71,984	-
Notes: 2 existing vacancies recommended.								
Workforce Enhancements Total		-	160,259	160,259	-	160,259	160,259	-
Total Budget		6,123,176	5,240,606	5,270,500		-882,570	-852,676	-6,123,176

PUBLIC WORKS - TRANSPORTATION (05400)
Street Lights Fund (211)
 FY23 Budget Request / Recommendation Sheet

Departmental Description

The Transportation Division of the Public Works Department is responsible for the management of county and GDOT-funded road improvement projects. Services provided on these projects include roadway design, traffic signal design and coordinated timing upgrades, survey, land acquisition, and construction management. The Transportation Division also issues utility encroachment permits, operates the county's traffic calming program, and manages the county's streetlight districts.

Common Object Expenditures	FY20 Actual	FY21 Actual	FY22 Budget	FY23 Requested	Requested Change	FY23 Recommended	Recommended Change
51-PERSONAL SERVICES AND EMPLOYEE BENEFITS	84,207	80,078	87,788	96,826	10.3%	99,748	13.6%
53-SUPPLIES	4,414,825	4,875,618	4,295,047	4,543,172	5.8%	4,543,172	5.8%
70-RETIREMENT SERVICES	13,353	13,640	16,626	16,626	-	16,626	-
Total (\$)	4,512,385	4,969,336	4,399,461	4,656,624	5.8%	4,659,546	5.9%

Cost Center Level Expenditures	FY20 Actual	FY21 Actual	FY22 Budget	FY23 Requested	Requested Change	FY23 Recommended	Recommended Change
05480-Streetlights	4,512,385	4,969,336	4,399,461	4,656,624	5.8%	4,659,546	5.9%
Total (\$)	4,512,385	4,969,336	4,399,461	4,656,624	5.8%	4,659,546	5.9%

Positions	FY20 Actual	FY21 Actual	FY22 Actual	FY23 Requested	Requested Change	FY23 Recommended	Recommended Change
Filled Positions	1	1	1	1	-	1	-
Funded Positions	1	1	1	1	-	1	-

Notes:

Departmental Notes

PUBLIC WORKS - TRANSPORTATION (05400)**Street Lights Fund (211)**

FY23 Budget Request / Recommendation Sheet

Base Budget by Object Class/Selected Object Code		FY22 Budget	FY23 Requested	FY23 Recommended	FY23 Approved	Requested Change	Recommended Change	Approved Change
51-PERSONAL SERVICES AND EMPLOYEE BENEFITS		87,788	89,594	89,594	-	1,806	1,806	-87,788
Salaries		67,693	70,686	70,686	-	2,993	2,993	-67,693
Salaries - Adjustments		2,911	-	-	-	-2,911	-2,911	-2,911
County Match - Grp Ins - Allocated		12,000	13,500	13,500	-	1,500	1,500	-12,000
County Match - FICA		5,184	5,408	5,408	-	224	224	-5,184
53-SUPPLIES		4,295,047	4,543,172	4,543,172	-	248,125	248,125	-4,295,047
70-RETIREMENT SERVICES		16,626	16,626	16,626	-	-	-	-16,626
Base Budget (Total)		4,399,461	4,649,392	4,649,392	-	249,931	249,931	-4,399,461
Operating Enhancements		FY22 Budget	FY23 Requested	FY23 Recommended	FY23 Approved	Requested Change	Recommended Change	Approved Change
O1.	In-grade Adjustments (Transportation - Streetlights). Salaries Adjustments - in-grade adjustment.	-	7,232	8,338	-	7,232	8,338	-
O2.	4% COLA (Transportation - Street Lights). Salaries Adjustments - 4% COLA.	-	-	1,816	-	-	1,816	-
Operating Enhancements Total		-	7,232	10,154	-	7,232	10,154	-
Total Budget		4,399,461	4,656,624	4,659,546	-	257,163	260,085	-4,399,461

VEHICLE REPLACEMENT (01300)
Vehicle Replacement Fund (621)
 FY23 Budget Request / Recommendation Sheet

Departmental Description
 The purpose of the Vehicle Replacement Fund is to provide stable capital funding for the regular replacement of county fleet vehicles. The Vehicle Replacement Fund functions as an internal service fund under the supervision of Public Works - Fleet Management Division. Departments with fleet vehicles are charged an annual amount based on the expected useful life and replacement costs for each vehicle in the fleet.

Common Object Expenditures	FY20 Actual	FY21 Actual	FY22 Budget	FY23 Requested	Requested Change	FY23 Recommended	Recommended Change
52-PURCHASED / CONTRACTED SERVICES	100	-	-	-	-	-	-
54-CAPITAL OUTLAYS	17,780,478	17,731,285	62,000,000	-	-100.0%	-	-100.0%
56-DEPRECIATION AND AMORTIZATION	-	-890	-	-	-	-	-
57-OTHER COSTS	-	-	2,000,000	2,000,000	-	2,000,000	-
58-DEBT SERVICES	4,741,380	-	-	-	-	-	-
61-OTHER FINANCING USES	-	-	-	108,587,561	-	108,587,561	-
Total (\$)	22,521,958	17,730,394	64,000,000	110,587,561	72.8%	110,587,561	72.8%

Cost Center Level Expenditures	FY20 Actual	FY21 Actual	FY22 Budget	FY23 Requested	Requested Change	FY23 Recommended	Recommended Change
01310-Vehicle Replacement	22,521,958	17,730,394	64,000,000	110,587,561	72.8%	110,587,561	72.8%
Total (\$)	22,521,958	17,730,394	64,000,000	110,587,561	72.8%	110,587,561	72.8%

Departmental Notes
 The proposed FY2023 budget for the Vehicle Replacement Fund simplified how vehicle replacement funding is managed by transferring all fund balance forward and revenue to the Vehicle Replacement Capital Investment Fund rather than continually rolling over fund balance and encumbrances within the Vehicle Replacement Fund.

VEHICLE REPLACEMENT (01300)
Vehicle Replacement Fund (621)
 FY23 Budget Request / Recommendation Sheet

Base Budget by Object Class/Selected Object Code	FY22 Budget	FY23 Requested	FY23 Recommended	FY23 Approved	Requested Change	Recommended Change	Approved Change
54-CAPITAL OUTLAYS	62,000,000	-	-	-	-62,000,000	-62,000,000	-62,000,000
57-OTHER COSTS	2,000,000	2,000,000	2,000,000	-	-	-	-2,000,000
61-OTHER FINANCING USES	-	108,587,561	108,587,561	-	108,587,561	108,587,561	-
Base Budget (Total)	64,000,000	110,587,561	110,587,561	-	46,587,561	46,587,561	-64,000,000
Total Budget	64,000,000	110,587,561	110,587,561	-	46,587,561	46,587,561	-64,000,000

VICTIM ASSISTANCE (03100)
Victim Assistance Fund (206)
 FY23 Budget Request / Recommendation Sheet

Departmental Description

In 1995, the Victim Assistance Fund was established. This fund consists of DeKalb County's appropriation of an additional 5% penalty assessment imposed upon criminal offense fines (O.C.G.A. 15-21-131). Effective July 1, 1997, the Recorder's Court, now the Traffic Division of State Court, was added to the courts already collecting this assessment for victim assistance programs. The Board of Commissioners issued a directive that costs associated with the District Attorney's and Solicitor's victim assistance programs should received funding first, and any remaining dollars will be allocated to fund the victim assistance programs.

Common Object Expenditures	FY20 Actual	FY21 Actual	FY22 Budget	FY23 Requested	Requested Change	FY23 Recommended	Recommended Change
52-PURCHASED / CONTRACTED SERVICES	10,799	1,075	1,075	1,075	-	1,075	-
61-OTHER FINANCING USES	289,644	-	441,771	402,523	-8.9%	402,523	-8.9%
Total (\$)	300,443	1,075	442,846	403,598	-8.9%	403,598	-8.9%

Cost Center Level Expenditures	FY20 Actual	FY21 Actual	FY22 Budget	FY23 Requested	Requested Change	FY23 Recommended	Recommended Change
03101-District Attorney - Victim Assistance	300,443	1,075	442,846	403,598	-8.9%	403,598	-8.9%
Total (\$)	300,443	1,075	442,846	403,598	-8.9%	403,598	-8.9%

Departmental Notes

VICTIM ASSISTANCE (03100)
Victim Assistance Fund (206)
 FY23 Budget Request / Recommendation Sheet

Base Budget by Object Class/Selected Object Code	FY22 Budget	FY23 Requested	FY23 Recommended	FY23 Approved	Requested Change	Recommended Change	Approved Change
52-PURCHASED / CONTRACTED SERVICES	1,075	1,075	1,075	-	-	-	-1,075
61-OTHER FINANCING USES	441,771	769,072	769,072	-	327,301	327,301	-441,771
Base Budget (Total)	442,846	770,147	770,147	-	327,301	327,301	-442,846
Total Budget	442,846	770,147	770,147		327,301	327,301	-442,846

DPT OF WATERSHED MANAGEMENT (08000)
Water & Sewer - Operating Fund (511)
 FY23 Budget Request / Recommendation Sheet

Departmental Description

The Department of Watershed Management provides drinking water and quality wastewater treatment for properties throughout the County of DeKalb. There are two funds that support this Department's functions The Water & Sewer fund (511) consists of the Operations, Renewal and Extension Division and the Finance Utility Operations Division (UCO). It is funded through the collections of water and sewer payments and government loans. The Water and Sewer Sinking Fund (514) consists of bond debt approved by vote of the citizens of DeKalb and the Board of Commissioners for capital improvements.

Common Object Expenditures	FY20 Actual	FY21 Actual	FY22 Budget	FY23 Requested	Requested Change	FY23 Recommended	Recommended Change
51-PERSONAL SERVICES AND EMPLOYEE BENEFITS	50,051,017	50,666,329	53,356,206	53,197,409	-0.3%	54,045,368	1.3%
52-PURCHASED / CONTRACTED SERVICES	17,130,852	18,350,537	35,291,547	38,232,148	8.3%	38,232,148	8.3%
53-SUPPLIES	29,220,185	25,587,768	38,046,205	39,362,964	3.5%	39,362,964	3.5%
54-CAPITAL OUTLAYS	3,176,948	3,110,329	3,865,878	3,454,724	-10.6%	3,454,724	-10.6%
55-INTERFUND / INTERDEPARTMENTAL CHARGES	16,831,178	13,265,354	26,627,465	25,579,665	-3.9%	25,579,665	-3.9%
57-OTHER COSTS	16,742,195	14,187,878	15,968,952	18,031,123	12.9%	18,031,123	12.9%
58-DEBT SERVICES	-	882,559	3,379,953	2,892,068	-14.4%	2,892,068	-14.4%
61-OTHER FINANCING USES	106,622,709	124,690,196	107,880,299	120,657,762	11.8%	120,657,762	11.8%
70-RETIREMENT SERVICES	6,678,472	6,644,020	7,925,945	7,925,945	-	7,925,945	-
Total (\$)	246,453,555	257,384,970	292,342,450	309,333,808	5.8%	310,181,767	6.1%

Cost Center Level Expenditures	FY20 Actual	FY21 Actual	FY22 Budget	FY23 Requested	Requested Change	FY23 Recommended	Recommended Change
08001-Watershed Mgmt - Directors Office	6,636,549	8,575,423	10,027,973	8,861,697	-11.6%	8,943,155	-10.8%
08002-Watershed Mgmt - Admin & Fiscal Control	13,593,941	12,123,353	25,815,907	26,924,668	4.3%	26,973,164	4.5%
08003-Watershed Mgmt - Warehouse	1,439,674	1,695,304	3,142,192	3,476,885	10.7%	3,506,521	11.6%
08004-Watershed Mgmt - Collection Services	5,187,501	5,331,151	5,729,709	5,538,585	-3.3%	5,618,775	-1.9%
08005-Watershed Mgmt - Revenue Collections	73,293	98,838	10,859	10,859	-	10,859	-
08006-Watershed Mgmt - Debt Services	65,843,051	60,307,091	66,368,846	79,146,309	19.3%	79,146,309	19.3%
08007-Watershed Mgmt - Reserve & Transfer To R & E	40,863,521	64,339,482	41,314,362	41,314,362	-	41,314,362	-
08009-Watershed Mgmt - Gps/Gis/Data Management	2,366,234	2,365,943	2,754,435	2,766,049	0.4%	2,816,650	2.3%
08010-Watershed Mgmt - Eng Design/Survey/Land Acq	1,617	15,359	11,314	11,314	-	11,314	-
08015-Watershed Mgmt - It Support	589,699	674,061	1,179,997	960,997	-18.6%	960,997	-18.6%
08016-Watershed Mgmt - Non-Sinking Fund Debt	-	882,559	3,379,953	2,892,068	-14.4%	2,892,068	-14.4%
08019-Watershed Mgmt - Water - F&T Admin & Supervision	20,306	19,878	23,734	23,734	-	23,734	-
08020-Watershed Mgmt - Water - P&M Admin & Supe+Rvision	308,385	285,691	304,544	443,196	45.5%	449,809	47.7%
08021-Watershed Mgmt - Water Production Operation	6,910,903	7,885,051	10,972,192	10,265,192	-6.4%	10,299,639	-6.1%
08022-Watershed Mgmt - Water Maintenance	3,852,877	5,121,470	10,390,402	11,849,971	14.0%	11,883,338	14.4%
08023-Watershed Mgmt - Water Laboratory	794,983	703,555	1,317,159	1,130,640	-14.2%	1,140,842	-13.4%
08024-Watershed Mgmt - Sewer Lab Admin & Supervision	30,888	30,854	-	-	-	-	-
08025-Watershed Mgmt - Sewer Laboratory	861,068	804,570	1,107,738	1,071,695	-3.3%	1,083,353	-2.2%
08026-Watershed Mgmt - Sewer Monitoring	330,198	351,288	413,555	399,407	-3.4%	404,146	-2.3%
08028-Watershed Mgmt - Sewer - Wpc Snapfinger Plants	9,512,651	9,215,358	10,560,274	10,298,246	-2.5%	10,343,130	-2.1%
08029-Watershed Mgmt - Sewer - Lift Station	681,548	728,610	3,533,746	3,569,518	1.0%	3,569,518	1.0%
08030-Watershed Mgmt - Sewer - Wpc Pole Bridge Plant	3,327,069	3,431,651	6,086,414	5,840,716	-4.0%	5,861,404	-3.7%
08032-Watershed Mgmt - Sewer - Wpc Pole Bridge Maintenance	1,073,019	1,105,354	3,534,667	4,494,692	27.2%	4,503,364	27.4%

DPT OF WATERSHED MANAGEMENT (08000)
Water & Sewer - Operating Fund (511)
 FY23 Budget Request / Recommendation Sheet

Cost Center Level Expenditures	FY20 Actual	FY21 Actual	FY22 Budget	FY23 Requested	Requested Change	FY23 Recommended	Recommended Change
08033-Watershed Mgmt - Sewer - Wpc Facilities Maintenance	3,346,622	3,844,552	8,394,871	8,726,555	4.0%	8,759,971	4.3%
08034-Watershed Mgmt - Sewer - Plants Operated By Other Governments	16,533,962	14,180,131	15,286,548	17,348,719	13.5%	17,348,719	13.5%
08035-Watershed Mgmt - Water & Sewer - C & M Div Management & Admin	5,955,129	3,960,828	10,389,833	10,307,986	-0.8%	10,346,201	-0.4%
08036-Watershed Mgmt - Technical Services	5,173,347	5,295,305	5,639,279	5,768,242	2.3%	5,878,702	4.2%
08037-Watershed Mgmt - Sewer - District1 - Collection Systems	17,714,521	17,128,554	15,024,023	15,620,608	4.0%	15,689,095	4.4%
08038-Watershed Mgmt - Water - Meters	9,526,141	6,434,555	7,218,339	7,244,631	0.4%	7,276,104	0.8%
08040-Watershed Mgmt - Water - Maintenance	17,040,692	14,637,582	13,503,348	14,712,019	9.0%	14,828,153	9.8%
08041-Watershed Mgmt - Capacity Analysis	3,457,320	3,371,083	5,491,332	4,754,107	-13.4%	4,769,292	-13.1%
08042-Watershed Mgmt - Compliance And Backflow	1,820,490	1,044,441	1,486,385	1,500,880	1.0%	1,507,118	1.4%
08045-Watershed Mgmt - Pretreatment Program	1,585,309	1,395,615	1,928,520	2,059,260	6.8%	2,021,960	4.8%
08050-Watershed Mgmt - Capitalization Account	1,047	431	-	-	-	-	-
Total (\$)	246,453,555	257,384,970	292,342,450	309,333,808	5.8%	310,181,767	6.1%

Positions	FY20 Actual	FY21 Actual	FY22 Actual	FY23 Requested	Requested Change	FY23 Recommended	Recommended Change
Filled Positions	678	670	688	633	-55	633	-55
Funded Positions	683	678	688	653	-35	653	-35

Notes: 7 vacant positions; 13 new positions recommended

Departmental Notes

DPT OF WATERSHED MANAGEMENT (08000)
Water & Sewer - Operating Fund (511)
 FY23 Budget Request / Recommendation Sheet

Base Budget by Object Class/Selected Object Code	FY22 Budget	FY23 Requested	FY23 Recommended	FY23 Approved	Requested Change	Recommended Change	Approved Change
51-PERSONAL SERVICES AND EMPLOYEE BENEFITS	53,356,206	49,801,307	49,734,695	-	-3,554,899	-3,621,512	-53,356,206
Salaries	35,057,858	33,298,193	33,250,192	-	-1,759,665	-1,807,666	-35,057,858
Salaries - Adjustments	2,078,960	-	-	-	-2,078,960	-2,078,960	-2,078,960
Salaries - Temporary	134,412	134,412	134,412	-	-	-	-134,412
Salaries - Overtime	3,072,528	3,072,528	3,072,528	-	-	-	-3,072,528
County Match - Grp Ins - Allocated	8,208,000	8,532,000	8,518,500	-	324,000	310,500	-8,208,000
County Match - FICA	2,674,863	2,621,896	2,618,224	-	-52,967	-56,639	-2,674,863
401(A) Employer Contribution	459,567	472,261	470,821	-	12,694	11,254	-459,567
Unemployment Compensation	50,771	50,771	50,771	-	-	-	-50,771
Workers Compensation	1,613,247	1,613,247	1,613,247	-	-	-	-1,613,247
Allowance - Automobile	6,000	6,000	6,000	-	-	-	-6,000
Notes: Base includes 633 positions.							
52-PURCHASED / CONTRACTED SERVICES	35,291,547	34,677,910	34,677,910	-	-613,637	-613,637	-35,291,547
53-SUPPLIES	38,046,205	37,985,885	37,985,885	-	-60,320	-60,320	-38,046,205
54-CAPITAL OUTLAYS	3,865,878	3,211,878	3,211,878	-	-654,000	-654,000	-3,865,878
55-INTERFUND / INTERDEPARTMENTAL CHARGES	26,627,465	25,239,665	25,239,665	-	-1,387,800	-1,387,800	-26,627,465
57-OTHER COSTS	15,968,952	15,968,952	15,968,952	-	-	-	-15,968,952
58-DEBT SERVICES	3,379,953	2,959,953	2,959,953	-	-420,000	-420,000	-3,379,953
61-OTHER FINANCING USES	107,880,299	107,880,299	107,880,299	-	-	-	-107,880,299
70-RETIREMENT SERVICES	7,925,945	7,925,945	7,925,945	-	-	-	-7,925,945
Base Budget (Total)	292,342,450	285,651,794	285,585,181	-	-6,690,656	-6,757,269	-292,342,450

Base Adjustments	FY22 Budget	FY23 Requested	FY23 Recommended	FY23 Approved	Requested Change	Recommended Change	Approved Change
B1. Increase Maintenance & Repairs (Watershed Management - Director's Office). Maintenance and Repairs - funding needed based on FY22 projected actual - charges are related to revenue.	-	73,423	73,423	-	73,423	73,423	-
B2. Increase Sanitation Service Charge (Watershed Management - Director's Office). Sanitation Service Charge - allocation of additional charges for stormwater erosion control.	-	10,000	10,000	-	10,000	10,000	-
B3. Overtime (Watershed MGMT - Administration & Fiscal Control). Overtime - establish a budget for the Security Unit that requires funding for overnight emergencies at DWM facilities and for Maintenance & Grounds crews for emergency and after hours repairs and maintenance.	-	45,800	45,800	-	45,800	45,800	-
B4. Dues (Watershed MGMT - Administration & Fiscal Control). Dues - memberships registration and renewals to various professional associations.	-	1,056	1,056	-	1,056	1,056	-
B5. Trainings and Conferences (Watershed MGMT - Administration & Fiscal Control). Trainings and Conferences External - training events/safety & security conferences/training from DeKalb Police Department for all DWM employees to be included in onboarding and each quarter for active shooting, reporting theft, workplace violence. Professional development training for safety, security and facilities personnel.	-	15,052	15,052	-	15,052	15,052	-

DPT OF WATERSHED MANAGEMENT (08000)

Water & Sewer - Operating Fund (511)

FY23 Budget Request / Recommendation Sheet

B6.	Internal Trainings & Conferences (Watershed MGMT - Administration & Fiscal Control). Increase trainings & conferences internal - provide safety training for department employees through an outside vendor, i.e., ATSSA Temporary Traffic Control, Heavy Equipment Operator Training, Active Shooter, Workplace Violence, Excavation and Trenching, etc.	-	1,148	1,148	-	1,148	1,148	-
B7.	Maintenance & Repair Materials (Watershed MGMT - Administration & Fiscal Control). Maintenance & Repair Materials Other - Building Maintenance & Grounds (\$100,000) for maintenance materials for floor machines, buffers mowers, drywall, electrical wiring, etc. to increase the utility of the facilities by regularly servicing the capital assets, commercial appliances, and areas inside or around the facilities.	-	100,000	100,000	-	100,000	100,000	-
B8.	Books & Subscriptions (Watershed MGMT - Administration & Fiscal Control). Books and Subscriptions - Safety Unit (\$18,000) Assistive materials to enhance work education: CDL Training Books, Defensive Driving, First Aid CPR, professional development.	-	19,350	19,350	-	19,350	19,350	-
B9.	Increase Operating Supplies (Watershed MGMT - Administration & Fiscal Control). Operating Supplies - based on projected FY23 needs.	-	-64,842	-64,842	-	-64,842	-64,842	-
B10.	Travel Per Diem (Watershed MGMT - Warehouse). Travel Per Diem - adjustment based on FY22 projected actuals.	-	528	528	-	528	528	-
B11.	Sinking Fund Transfer (Watershed MGMT - Debt Service). Transfer to W&S Sinking Fund - anticipated principal, interest and fees for '22 bond issue and refunded prior issues.	-	12,777,463	12,777,463	-	12,777,463	12,777,463	-
B12.	WIFIA Loan (Watershed MGMT - Non-Sinking Fund Debt). W&S WIFIA N18146GA Interest - FY23 cost per amortization schedule.	-	170,204	170,204	-	170,204	170,204	-
B13.	GEFA Loan (Watershed MGMT - Non-Sinking Fund Debt). GEFA Sewer #1-CW2020026 Interest - FY23 cost per amortization schedule.	-	24,299	24,299	-	24,299	24,299	-
B14.	GEFA Loan (Watershed MGMT - Non-Sinking fund Debt). GEFA Water #1 -DW2020036 interest - FY23 cost per amortization schedule.	-	-262,388	-262,388	-	-262,388	-262,388	-
B15.	Maintenance & Repairs (Watershed MGMT - Water Production Operation). Maintenance & Repair Services - account for rise in Maintenance and Repair cost for equipment and service agreements.	-	22,486	22,486	-	22,486	22,486	-
B16.	Maintenance & Repair Materials (Watershed MGMT - Water Production Operation). Maintenance & Repair Materials - account for significant increases in the cost for materials and supplies for Operational Contracts for upcoming Actuator Contract and Sole source for Chain & Flights for Basin.	-	3,083	3,083	-	3,083	3,083	-
B17.	Overtime (Watershed MGMT - Water Maintenance). Salaries - Overtime - funding for new hires.	-	3,000	3,000	-	3,000	3,000	-
B18.	Trainings and Conferences (Watershed MGMT - Water Maintenance). Trainings and Conferences External - To maintain the FY22 budgeted amounts for FY 2023 for technical training for Electrical Instrumentation personnel and courses for the newer Mechanical personnel to enhance their training.	-	20,000	20,000	-	20,000	20,000	-
B19.	Electricity (Watershed MGMT - Water Maintenance). Electricity - funding increase based on projected FY22 actuals.	-	1,381,417	1,381,417	-	1,381,417	1,381,417	-
B20.	Decrease Security Services Budget (Watershed MGMT - Water Maintenance). Security Services - 24 hour security contract to be revisited.; \$100K needed for 24 hour security; install new cameras at locations at Old Plant Front Yard, Mezzanine to elevator in plant, parking lot area. 100K needed for upgrades. 90K for maintenance and service.	-	-91,000	-91,000	-	-91,000	-91,000	-
B21.	Adjust Other Equipment Budget (Watershed MGMT - Water Laboratory). Other Equipment > \$5k - replace 15 year old Autoclaves which are a key piece of equipment in the microbiology lab used to sterilize lab equipment and kills bacteria in sample bottles before reuse. Reduced down to estimated amount needed in FY23.	-	-20,000	-20,000	-	-20,000	-20,000	-
B22.	Maintenance and Repairs (Watershed MGMT - Sewer Laboratory). Maintenance and Repair - to add projected FY22 expenses from 08024 522322, charged to the incorrect cost center.	-	1,640	1,640	-	1,640	1,640	-

DPT OF WATERSHED MANAGEMENT (08000)
Water & Sewer - Operating Fund (511)
 FY23 Budget Request / Recommendation Sheet

B23.	Telephone Services (Watershed MGMT - Sewer Laboratory). Telephone Services - to add projected FY22 expense from 08024 523203, charged to the incorrect cost center.	-	2,421	2,421	-	2,421	2,421	-
B24.	Telephone Wireless (Watershed MGMT - Sewer Laboratory). Telephone Wireless - adjustment to add projected FY22 expense from 08024 523207, charged o the incorrect cost center.	-	11,649	11,649	-	11,649	11,649	-
B25.	Operating Supplies (Watershed MGMT - Sewer Laboratory). Operating Supplies - Adjustment to add projected FY22 expenses from 08024 531101, charged o the incorrect cost center.	-	643	643	-	643	643	-
B26.	Operating Supplies (Watershed MGMT - Sewer - WPC Snapfinger Plants). Operating Supplies - based on FY22 projections; experiencing increased costs for all products.	-	65,156	65,156	-	65,156	65,156	-
B27.	Industrial Chemicals (Watershed MGMT - Sewer - WPC Snapfinger Plants). Industrial Chemicals - reduced to reflect amount anticipated to cover needs and does include price increases for bulk chemical vendors. The chemicals are needed to treat the wastewater and meet Federal and state mandated permit values of the water that is released into the South River.	-	-387,960	-387,960	-	-387,960	-387,960	-
B28.	Maintenance & Repair Services (Watershed MGMT - Sewer - WPC Facilities Maintenance). Maintenance & Repair Services - to include new contracted services including fencing contract.	-	533,500	533,500	-	533,500	533,500	-
B29.	Leaseholds (Watershed MGMT - Sewer - Plants Operated by Other Governments). Leasehold - Other Local Government Costs- increase based on the projected FY22 expenses.	-	2,062,171	2,062,171	-	2,062,171	2,062,171	-
B30.	Increase Overtime - Watershed MGMT - Water & Sewer - C & M Div Management & Admin. Salaries - Overtime - funding increase based on projected FY22 expenses.	-	100,000	100,000	-	100,000	100,000	-
B31.	Increase Overtime (Watershed MGMT - Technical Services). Salaries - Overtime - funding increase based on FY22 expense projections.	-	20,000	20,000	-	20,000	20,000	-
B32.	Increase Overtime (Watershed MGMT - Sewer - District I - Collection Systems). Salaries - Overtime - funding increase for decrease in staff.	-	170,544	170,544	-	170,544	170,544	-
B33.	Travel (Watershed MGMT - Sewer - District 1 - Collection Systems). Travel Accommodations/Hotel - increased for FY23 travel needs.	-	1,000	1,000	-	1,000	1,000	-
B34.	Travel Airfare (Watershed MGMT - Sewer - District 1 - Collection Systems). Travel Airfare - increase for FY23 travel needs/airfare.	-	200	200	-	200	200	-
Base Adjustments Total		-	16,811,043	16,811,043	-	16,811,043	16,811,043	-

Operating Enhancements		FY22 Budget	FY23 Requested	FY23 Recommended	FY23 Approved	Requested Change	Recommended Change	Approved Change
O1.	Overtime (Watershed MGMT - Warehouse). Salaries Overtime - needed for City Works transition next year and physical inventory 2022.	-	13,752	13,752	-	13,752	13,752	-
O2.	4% COLA (Watershed MGMT - Collection Services). Salaries Adjustments - 4% COLA.	-	-	80,190	-	-	80,190	-
O3.	Reallocation (Watershed - Watershed Mgmt - GPS/GIS/Data Management). Salaries Adjustments - reallocation/additional salaries for one position.	-	5,532	5,532	-	5,532	5,532	-
O4.	4% COLA (Watershed MGMT - P&M Admin & Support). Salaries Adjustments - 4% COLA.	-	-	6,613	-	-	6,613	-
O5.	4% COLA (Watershed MGMT - Sewer Monitoring). Salaries Adjustments - 4% COLA.	-	-	4,739	-	-	4,739	-
O6.	Maintenance & Repairs (Watershed MGMT - Sewer - WPC Snapfinger Plants). Maintenance & Repair Services - for maintenance and repairs for air conditioner, field monitors for the treatment process as needed, wetwell cleaning services and more vital repairs that need to be made until the new plant is operational.	-	313,567	313,567	-	313,567	313,567	-
O7.	Increase Rental Equipment (Watershed MGMT - Sewer - Lift Station). Rental Equipment - to include rental pumps.	-	39,600	39,600	-	39,600	39,600	-
O8.	4% COLA (Watershed MGMT - WPC Pole Bridget). Salaries Adjustments - 4% COLA.	-	-	20,688	-	-	20,688	-

DPT OF WATERSHED MANAGEMENT (08000)

Water & Sewer - Operating Fund (511)

FY23 Budget Request / Recommendation Sheet

O9.	Maintenance & Repairs (Watershed MGMT - Sewer - WPC Pole Bridge Maintenance). Maintenance & Repairs - For actuator contract, major electrical, fence contract, on-call painting, and other contractual services.	-	1,000,000	1,000,000	-	1,000,000	1,000,000	-
O10.	Computer Equipment - Watershed MGMT - Water & Sewer - C & M Div Management & Admin. Computer Equipment - for new hires.	-	3,000	3,000	-	3,000	3,000	-
O11.	4% COLA (Watershed MGMT - Meters). Salaries Adjustments - 4% COLA.	-	-	31,473	-	-	31,473	-
O12.	Overtime (Watershed MGMT - Water - Maintenance). Salaries Overtime - funding used to provide competitive wages and salaries to gain employees.	-	20,000	20,000	-	20,000	20,000	-
O13.	4% COLA (Watershed MGMT - Capacity Analysis). Salaries Adjustments - 4% COLA.	-	-	15,185	-	-	15,185	-
O14.	4% COLA (Watershed MGMT - Compliance and Backflow). Salaries Adjustments - 4% COLA.	-	-	6,238	-	-	6,238	-
O15.	4% COLA (Watershed MGMT - Pretreatment Program). Salaries Adjustments - 4% COLA.	-	-	29,313	-	-	29,313	-
O16.	Additional Security Services (Watershed MGMT - Administration & Fiscal Control). Security Services - lighting, upgraded security camera installations as part of centralized security monitoring to feed to feed to DKPD system after hours, upgraded access control systems to control the foot traffic on each campus, and upgrades to security gates	-	1,500,000	1,500,000	-	1,500,000	1,500,000	-
O17.	4% COLA (Watershed MGMT - GPS/GIS/Data Management). Salaries Adjustments - 4% COLA.	-	-	45,070	-	-	45,070	-
O18.	4% COLA (Watershed MGMT - Water Laboratory). Salaries Adjustments - 4% COLA.	-	-	10,202	-	-	10,202	-
O19.	Maintenance & Repair Materials (Watershed MGMT - Sewer - WPC Pole Bridge Maintenance). Maintenance & Repair Materials - for impeller and aerator gear box replacements.	-	133,336	133,336	-	133,336	133,336	-
O20.	4% COLA (Watershed MGMT - Sewer - WPC Facilities Maintenance). Salaries Adjustments - 4% COLA.	-	-	33,416	-	-	33,416	-
O21.	In-grade Adjustments (Watershed MGMT - Technical Services). Salaries Adjustments - in-grade adjustment for one position.	-	10,000	10,000	-	10,000	10,000	-
O22.	CCTV Retrofit (Watershed MGMT - Sewer - District 1 - Collection Systems). Other equipment >\$5k - The CCTV retrofit will be an upgrade to outdated technology that's no longer compatible with today's standards of CCTV vehicles. The retrofit for the CCTV trucks will allow operations to complete an important proceeds in the Consent Decree guidelines. If the enhancement is not funded, the CCTV vehicles will cease to be operational for the purpose intended.	-	178,846	178,846	-	178,846	178,846	-
O23.	Cellular Service (Watershed MGMT - Water - Maintenance). Telephone Wireless - cell phone service for new hires.	-	1,000	1,000	-	1,000	1,000	-
O24.	Re-allocation of Position and In-grade Adjustments (Watershed Management - Director's Office). Salaries Adjustments - reallocations due to Dep Dir Fin retirement and anticipated FY23 in-grade adjustments. FY22 in-grade adjustments that were passed by the board of commissioners for FY22 midyear, in-grade adjustments approved by the COO for FY22, in-grade adjustments for FY22 pending approval.	-	446,523	446,523	-	446,523	446,523	-
O25.	Other Professional Services (Watershed MGMT - Administration & Fiscal Control). Professional Services - safety Unit (\$32,000) Provide off-duty Police Officers to support Temporary Traffic Control (TTC) during emergency main break repairs and other traffic control needs. Security Unit (\$50,000) Lighting to be replaced and repaired including poles as needed at each DWM facility to follow Homeland Security Guidelines. .	-	82,000	82,000	-	82,000	82,000	-
O26.	Computer Equipment (Watershed MGMT - Warehouse). Computer Equipment - to purchase 16 Warehouse tablets scanners. Required because there are insufficient office/work space and warehouse employees need to be mobile.	-	60,000	60,000	-	60,000	60,000	-
O27.	Computer Equipment (Watershed MGMT - Water Production Operation). Computer Equipment - for new hires.	-	6,000	6,000	-	6,000	6,000	-

DPT OF WATERSHED MANAGEMENT (08000)

Water & Sewer - Operating Fund (511)

FY23 Budget Request / Recommendation Sheet

O28.	Internal Trainings and Conferences (Watershed MGMT - Water Maintenance). Trainings and Conferences Internal - For maintenance employees to receive technical training on newly installed distribution equipment.	-	12,844	12,844	-	12,844	12,844	-
O29.	4% COLA (Watershed MGMT - Sewer - WPC Pole Bridge Maintenance). Salaries Adjustments - 4% COLA.	-	-	8,672	-	-	8,672	-
O30.	4% COLA (Watershed MGMT - Sewer - C & M DIV Management & Admin). Salaries Adjustments - 4% COLA.	-	-	38,215	-	-	38,215	-
O31.	4% COLA (Watershed MGMT - Technical Services). Salaries Adjustments - 4% COLA.	-	-	110,460	-	-	110,460	-
O32.	Vehicles (Watershed MGMT - Sewer - District 1 - Collection Systems). Vehicle additions to the fleet - Six pick-up trucks (4 pick-up trucks for staff and 2 for the new hires).	-	80,000	80,000	-	80,000	80,000	-
O33.	Training (Watershed MGMT - Water - Maintenance). Training & Conference Fees - External - fund trainings for new hires.	-	1,000	1,000	-	1,000	1,000	-
O34.	4% COLA (Watershed Management - Director's Office). Salaries Adjustment - 4% COLA.	-	-	81,458	-	-	81,458	-
O35.	Rental Equipment (Watershed MGMT - Administration & Fiscal Control). Rental Equipment - building maintenance & grounds unit (\$15,000) as needed annually to rent the aerial lifts for windows, roofs, and other unreachable heights.	-	11,124	11,124	-	11,124	11,124	-
O36.	Vehicle Maintenance (Watershed MGMT - Warehouse). Vehicle Maintenance - Preventative Maintenance - Funding for forklift maintenance.	-	25,000	25,000	-	25,000	25,000	-
O37.	4% COLA (Watershed MGMT - Water Production Operations). Salaries Adjustments - 4% COLA.	-	-	34,447	-	-	34,447	-
O38.	Office Supplies (Watershed MGMT - Water Maintenance). Operating Supplies - for new hires.	-	20,824	20,824	-	20,824	20,824	-
O39.	4% COLA (Watershed MGMT - WPC Snapfinger). Salaries Adjustments - 4% COLA.	-	-	44,884	-	-	44,884	-
O40.	Computer Equipment (Watershed MGMT - Water - Maintenance). Computer Equipment - for new hires.	-	3,000	3,000	-	3,000	3,000	-
O41.	Vehicle Maintenance & Repairs (Watershed MGMT - Warehouse). Vehicle Maintenance & Repairs - funding for large lift maintenance.	-	25,000	25,000	-	25,000	25,000	-
O42.	Maintenance & Repair Services (Watershed MGMT - Sewer Laboratory). Maintenance & Repair Services - for repairs of equipment/instruments at the wastewater lab used to run metals analysis.	-	41,072	41,072	-	41,072	41,072	-
O43.	Trucks (Watershed MGMT - Water - Maintenance). Vehicle Additions to the Fleet - 2 trucks for General Foreman/Construction Inspector; Replacement of two valve trucks and equipment.	-	200,000	200,000	-	200,000	200,000	-
O44.	4% COLA (Watershed MGMT - Warehouse). Salaries Adjustments - 4% COLA.	-	-	29,636	-	-	29,636	-
O45.	4% COLA (Watershed MGMT - Sewer Laboratory). Salaries Adjustments - 4% COLA.	-	-	11,658	-	-	11,658	-
O46.	4% COLA (Watershed MGMT - Sewer - District 1 - Collection Systems). Salaries Adjustments - 4% COLA.	-	-	68,487	-	-	68,487	-
O47.	4% COLA (Watershed MGMT - Maintenance). Salaries Adjustments - 4% COLA.	-	-	116,134	-	-	116,134	-
O48.	4% COLA (Watershed MGMT - Water Maintenance). Salaries Adjustments - 4% COLA.	-	-	33,367	-	-	33,367	-
O49.	Tools & Small Equipment (Watershed MGMT - Administration & Fiscal Control). Tools and Small Equipment - Building Maintenance & Grounds (\$40,000) for hammers, screw drivers, paint brushes, levels, etc. and small engine equipment such as weed eaters, backpack blowers, stick edger's and chainsaws. Security Unit (\$25,000) for signage to better navigate the premises for visitors, employees, contractors; stickers for inside all fleet vehicles; radios to better communicate with security officers at all DWM facilities; and new keyboxes to hold all Fleet Vehicle Keys.	-	65,000	65,000	-	65,000	65,000	-
O50.	Computer Software (Watershed MGMT - Administration & Fiscal Control). Computer Software - Safety Unit (\$12,000) For the upgrade, maintenance and enhancement of the training software platforms. This is for existing (to upgrade) and replacement software.	-	12,000	12,000	-	12,000	12,000	-

DPT OF WATERSHED MANAGEMENT (08000)
Water & Sewer - Operating Fund (511)
 FY23 Budget Request / Recommendation Sheet

O51.	4% COLA (Watershed MGMT - Administration & Fiscal Control). Salaries Adjustments - 4% COLA.	-	-	48,496	-	-	48,496	-
Operating Enhancements Total		-	4,310,020	5,219,061	-	4,310,020	5,219,061	-

Workforce Enhancements		FY22 Budget	FY23 Requested	FY23 Recommended	FY23 Approved	Requested Change	Recommended Change	Approved Change
W1.	Existing Vacancies	-	178,059	178,059	-	178,059	178,059	-
W2.	Existing Vacancies	-	26,314	26,314	-	26,314	26,314	-
W3.	Existing Vacancies	-	127,332	127,332	-	127,332	127,332	-
W4.	Existing Vacancies	-	42,512	48,043	-	42,512	48,043	-
W5.	Existing Vacancies	-	49,179	49,179	-	49,179	49,179	-
W6.	Existing Vacancies	-	46,933	46,933	-	46,933	46,933	-
W7.	Existing Vacancies	-	152,030	152,030	-	152,030	152,030	-
W8.	Existing Vacancies	-	143,186	143,186	-	143,186	143,186	-
W9.	Existing Vacancies	-	253,149	253,149	-	253,149	253,149	-
W10.	Existing Vacancies	-	221,198	221,198	-	221,198	221,198	-
W11.	Existing Vacancies	-	622,837	622,837	-	622,837	622,837	-

Notes:								
W12.	New Position Requests	-	9,395	9,395	-	9,395	9,395	-
W13.	New Position Requests	-	81,212	81,212	-	81,212	81,212	-
W14.	New Position Requests	-	47,098	47,098	-	47,098	47,098	-
W15.	New Position Requests	-	432,190	432,190	-	432,190	432,190	-
W16.	New Position Requests	-	128,326	128,326	-	128,326	128,326	-

Notes:								
Workforce Enhancements Total		-	2,560,951	2,566,481	-	2,560,951	2,566,481	-

Total Budget		292,342,450	309,333,808	310,181,767		16,991,358	17,839,317	-292,342,450
---------------------	--	--------------------	--------------------	--------------------	--	-------------------	-------------------	---------------------

DPT OF WATERSHED MANAGEMENT (08000)
Water & Sewer Sinking Fund (514)
 FY23 Budget Request / Recommendation Sheet

Departmental Description
 The Department of Watershed Management provides drinking water and quality wastewater treatment for properties throughout the County of DeKalb. There are two funds that support this Department's functions The Water & Sewer fund (511) consists of the Operations, Renewal and Extension Division and the Finance Utility Operations Division (UCO). It is funded through the collections of water and sewer payments and government loans. The Water and Sewer Sinking Fund (514) consists of bond debt approved by vote of the citizens of DeKalb and the Board of Commissioners for capital improvements.

Common Object Expenditures	FY20 Actual	FY21 Actual	FY22 Budget	FY23 Requested	Requested Change	FY23 Recommended	Recommended Change
58-DEBT SERVICES	65,859,017	65,672,470	66,368,845	79,460,821	19.7%	67,329,667	1.4%
Total (\$)	65,859,017	65,672,470	66,368,845	79,460,821	19.7%	67,329,667	1.4%

Cost Center Level Expenditures	FY20 Actual	FY21 Actual	FY22 Budget	FY23 Requested	Requested Change	FY23 Recommended	Recommended Change
08098-Watershed Mgmt - Sinking Fund	65,859,017	65,672,470	66,368,845	79,460,821	19.7%	67,329,667	1.4%
Total (\$)	65,859,017	65,672,470	66,368,845	79,460,821	19.7%	67,329,667	1.4%

Departmental Notes

DPT OF WATERSHED MANAGEMENT (08000)
Water & Sewer Sinking Fund (514)
 FY23 Budget Request / Recommendation Sheet

Base Budget by Object Class/Selected Object Code	FY22 Budget	FY23 Requested	FY23 Recommended	FY23 Approved	Requested Change	Recommended Change	Approved Change
58-DEBT SERVICES	66,368,845	67,329,667	67,329,667	-	960,822	960,822	-66,368,845
Base Budget (Total)	66,368,845	67,329,667	67,329,667	-	960,822	960,822	-66,368,845
Total Budget	66,368,845	67,329,667	67,329,667		960,822	960,822	-66,368,845

RISK MANAGEMENT (01000)
Workers Compensation Fund (632)
 FY23 Budget Request / Recommendation Sheet

Departmental Description

The Workers Compensation Fund covers property and casualty insurance that provides coverage if county employees are involved in job related injuries.

Common Object Expenditures	FY20 Actual	FY21 Actual	FY22 Budget	FY23 Requested	Requested Change	FY23 Recommended	Recommended Change
51-PERSONAL SERVICES AND EMPLOYEE BENEFITS	349,471	375,865	430,738	464,092	7.7%	473,188	9.9%
52-PURCHASED / CONTRACTED SERVICES	194,403	276,873	224,542	369,976	64.8%	369,976	64.8%
55-INTERFUND / INTERDEPARTMENTAL CHARGES	46,728	18,342	7,487,497	8,853,751	18.2%	8,853,751	18.2%
57-OTHER COSTS	-	-	65,507	65,507	-	65,507	-
70-RETIREMENT SERVICES	54,252	57,981	77,925	77,925	-	77,925	-
Total (\$)	644,853	729,060	8,286,209	9,831,251	18.6%	9,840,347	18.8%

Cost Center Level Expenditures	FY20 Actual	FY21 Actual	FY22 Budget	FY23 Requested	Requested Change	FY23 Recommended	Recommended Change
01010-Insurance - Workers Compensation	644,853	729,060	8,286,209	9,831,251	18.6%	9,840,347	18.8%
Total (\$)	644,853	729,060	8,286,209	9,831,251	18.6%	9,840,347	18.8%

Positions	FY20 Actual	FY21 Actual	FY22 Actual	FY23 Requested	Requested Change	FY23 Recommended	Recommended Change
Filled Positions	5	6	6	6	-	6	-
Funded Positions	6	5	6	6	-	6	-

Notes: 6 filled positions

Departmental Notes

FY23 budget includes funding for worker compensations claims, cost of living, and equity pay adjustments including associated benefits.

RISK MANAGEMENT (01000)
Workers Compensation Fund (632)
 FY23 Budget Request / Recommendation Sheet

Base Budget by Object Class/Selected Object Code		FY22 Budget	FY23 Requested	FY23 Recommended	FY23 Approved	Requested Change	Recommended Change	Approved Change
51-PERSONAL SERVICES AND EMPLOYEE BENEFITS		430,738	432,068	432,068	-	1,330	1,330	-430,738
Salaries		316,742	330,804	330,804	-	14,062	14,062	-316,742
Salaries - Adjustments		13,808	-	-	-	-13,808	-13,808	-13,808
County Match - Grp Ins - Allocated		72,000	72,000	72,000	-	-	-	-72,000
County Match - FICA		24,228	25,304	25,304	-	1,076	1,076	-24,228
401(A) Employer Contribution		3,960	3,960	3,960	-	-	-	-3,960
Notes: Base budget funds 6 positions								
52-PURCHASED / CONTRACTED SERVICES		224,542	369,976	369,976	-	145,434	145,434	-224,542
55-INTERFUND / INTERDEPARTMENTAL CHARGES		7,487,497	8,853,751	8,853,751	-	1,366,254	1,366,254	-7,487,497
57-OTHER COSTS		65,507	65,507	65,507	-	-	-	-65,507
70-RETIREMENT SERVICES		77,925	77,925	77,925	-	-	-	-77,925
Base Budget (Total)		8,286,209	9,799,227	9,799,227	-	1,513,018	1,513,018	-8,286,209

Base Adjustments		FY22 Budget	FY23 Requested	FY23 Recommended	FY23 Approved	Requested Change	Recommended Change	Approved Change
B1.	Salary adjustments (Insurance - Workers Compensation). Salary Adjustments - salary and in grade adjustments.	-	32,024	32,024	-	32,024	32,024	-
Base Adjustments Total		-	32,024	32,024	-	32,024	32,024	-

Operating Enhancements		FY22 Budget	FY23 Requested	FY23 Recommended	FY23 Approved	Requested Change	Recommended Change	Approved Change
O1.	Cost of Living Adjustment (Insurance - Workers Compensation). Salary Adjustments - funding for a 4% cost of living adjustment including associated benefits.	-	-	9,096	-	-	9,096	-
Operating Enhancements Total		-	-	9,096	-	-	9,096	-

Total Budget		8,286,209	9,831,251	9,840,347	-	1,545,042	1,554,138	-8,286,209
---------------------	--	------------------	------------------	------------------	----------	------------------	------------------	-------------------



DeKalb County
G E O R G I A

FY2023 Budget

Chief Executive Officer Michael L. Thurmond

Commissioner Robert Patrick – District 1

Commissioner Michelle Long Spears – District 2

Commissioner Larry Johnson – District 3

Commissioner Steve Bradshaw – District 4

Commissioner Mereda Davis Johnson – District 5

Commissioner Ted Terry – District 6

Commissioner Lorraine Cochran-Johnson – District 7

DeKalb County, GA