




WorkSource DeKalb Board Meeting Agenda
Wednesday, September 27, 2023
10AM – 12PM
774 Jordan Lane, Building 4 - Decatur, GA 30033

- I. Call to Order / Welcome** – Denise Townsend, Chair
 - II. Establishment of a Quorum**
 - III. Action Items**
 - Approval of Meeting Minutes (June 28, 2023)
 - Finance Report – Robert Ingram
 - Transfer of Funds Request – Robert Ingram
 - Personnel/Finance Strategy – Robert Davis
 - IV. Updates**
 - RFP 22-500614 WIOA and Career Training for Adults and Dislocated Workers up to \$800,000.00 was fully executed on July 1, 2023 – Robert Ingram
 - Youth Program – Jowan Dennis
 - 2023 DeKalb Virtual Career Academy Preliminary Report/Success
 - Year-Round Youth WIOA Program Participant Summary
 - Performance Report – Gregory Pittman
 - WorkSource Comparison
 - One Stop Operator Report – Robert Gordon
 - CEO Approves New Chair and Vice-Chair and Two New Board Members – Robert Davis
 - Metro Reentry Facility and DeKalb County Sheriff's Office – Robert Davis
 - V. Public Comments**
 - VI. Next Meetings**
 - Finance/Performance & Youth Sub-Committee Meetings – November 29, 2023 – 10AM – 11AM
 - Full WorkSource DeKalb Board Meeting - December 13, 2023 – 10AM – 12PM
 - VII. Closing Remarks / Adjourn**
 - VIII. Lunch**
- 

WorkSource DeKalb Board Meeting Minutes

Wednesday, June 28, 2023

ZOOM Conference @10:00 AM

- I. **Call to Order/Welcome** – Jeff Taylor
- II. **Establishment of a Quorum**- Quorum Established

Members Present	Members Absent
Taylor, Jeff- MedCura Health (Vice Chair)	Alli, Naushad- RICOH USA. Inc.
Atwater, Frankie- DeKalb Chamber of Commerce	Cody, Shawn- Ironworks Local 387
Booth, Barry- CERM	Cox, Kristi- ManPower
Connally, Mark- Georgia Department of Labor	Osiname, Ellis- Center for Disease Control (<i>CDC</i>)
Mason, Randi- Decide DeKalb	Rogers, Jeff- Mechanical Trades Institute
McBride, Meghan Dr.- Georgia Piedmont Tech (<i>GPTC</i>)	Stewart, Hank- Hank Stewart Foundation
Still, Alan- Georgia Sheet Metal JATC	Yohannes, Helen- Chris 180
Slaton, Antoinette-Erica- Erica Antoinette Management	
Townsend, Denise- United Way of Greater Atlanta	
WorkSource DeKalb Staff	One-Stop Operator
Davis, Robert- Interim Director	Gordon, Robert- In the Door (<i>One-Stop Operator</i>)
Cantly, Donnie- Public Relations Specialist	Guests
Dennis, Jowan- Youth Employment and Training Analyst Sr.	Powers, Alexis- International Rescue Committee
Hicks-King, Alanna- Business Solutions Unit Manager	Reynolds, Emma- Soft Skills Zone
Hewitt, Seretta- Administrative Specialist	
Ingram, Robert- Fiscal Officer	
Pittman, Gregory- Management Analyst II	
Smith, Matthew- Administrative Coordinator	

- III. **Approval of Meeting Minutes (April 12, 2023)**
 - Motion was made by Alan Still to approve the April 12, 2023, meeting minutes, Erica Antoinette-Slaton second the motion.
- IV. **Finance Report- Robert Ingram**
 - Expenditure Status Report from May 31, 2023, was presented to the Board. (Page 4)
 - WSD is on track for closing out grants for June 30th.
 - Motion was made by Alan Still to approve the Finance Report, Barry Booth second the motion.

Updates

RFP Vendor Selection- Matthew Smith

- The RFP 500614: WIOA and Career Training for Youth was fully executed on June 12, 2023.
- Signatures from Goodwill are in progress for Adult and Dislocated Worker RFP.

Youth- Matthew Smith and Rob Davis

- Clarkston High School held its first Career and Technology Fair.
- Clarkston Community Center has an agreement with WorkSource DeKalb to provide work experience opportunities to 5 youth.
- DeKalb Virtual Career Academy program is running smoothly: 660 youth were hired (Ages 14-24)

WorkSource DeKalb Board Meeting Minutes

Wednesday, June 28, 2023

ZOOM Conference @10:00 AM

- DVCA program is a 5-week Workforce program which WorkSource DeKalb partners with Georgia Piedmont Technical College and DeKalb School District.
- WorkSource DeKalb staff is working with youth on a daily basis to assist with year round services.
- The goal of the WSD youth program is to provide youth with soft skills, business management skills, Entrepreneurship, and Financial Literacy.
- Sonia Ladd (*Youth Program Supervisor*) and Tammy Purifoy (*WorkSource DeKalb Manager*) recently moved on from WorkSource DeKalb to work in other positions.
- WSD's new youth vendor *In the Door* will assist Georgia Piedmont Technical College with their intake process.
- Youth RFP was signed on June 12, 2023.
- WorkSource DeKalb is one of the 3 Workforce centers that provide in-depth services.
- Goodwill will sign agreement within the next week for Adult and Dislocated Worker RFP.
- Jowan Dennis will serve as the WorkSource DeKalb Youth Unit Lead until a Supervisor is hired.

Performance Report- Gregory Pittman

- Performance report was shared and discussed with the Board.
- Data provided on report is from June 16, 2023.
- Performance Report serves as report card of WorkSource DeKalb's progress.

One-Stop Operator Report- Robert Gordon

- May Unemployment Rate:
 - DeKalb: 3.5%
 - Georgia: 3.2%
 - USA: 3.5%
- WorkSource DeKalb is processing 30 people a month for eligibility. 40-45 applications were processed January-March, 100 were processed in April.
- Additional staff was added to assist with the eligibility process.
- WSD will continue to help the refugee community.
- Customer activity has increased using the Mobile Career Unit, In-person services, and community outreach events.
- Customer activity has also increased thanks to the Georgia Department of Labor Partnership; WorkSource staff provides presentation of services during the Unemployment Orientation Sessions.
- Report regarding the number of refugees being served in the community will be provided to Dr. McBride. Georgia Piedmont has 600 refugees enrolled in school.
- The most common GPTC enrollment issue are visas and English barrier.
- Georgia Piedmont Technical College offers free ESOL classes.

WorkSource DeKalb Board Meeting Minutes

Wednesday, June 28, 2023

ZOOM Conference @10:00 AM

V. Public Comments- N/A

VI. Board By-Laws Modifications

- The Board nomination committee met recently regarding the By-Laws.
- Page 2, Article 4, Second paragraph was changed:
 - The number of Board members required was changed to 19.
 - The number of business reps needed to serve on the board was changed to 10.
- Page 4, Section 4, 1st bullet point was changed to “Vacancies must be filled within 90 days.
- Motion to accept the By- Law changes was made by Denise Townsend, Frankie Atwater second the motion. Changes will be made and signed by the required representative.

VII. Nomination of Board Officers (Chair and Vice Chair)

- Chair and Vice Chair positions are 2-year terms.
- Nomination committee has voted Denise Townsend to serve as Chairperson and Frankie Atwater to serve as Vice Chairperson.
- Alan Still made a motion to accept the nomination committee’s vote, Erica-Antoinette Slaton second the motion.

VIII. Next Scheduled Meetings

- Finance/ Performance & Accountability Sub-Committee- September 6, 2023 (10 AM- 11 AM)
- WorkSource DeKalb Board Meeting- September 20, 2023 (10 AM-12 PM) (This date is TBD due to schedule conflict from Chair and Vice Chair)

IX. Adjourn

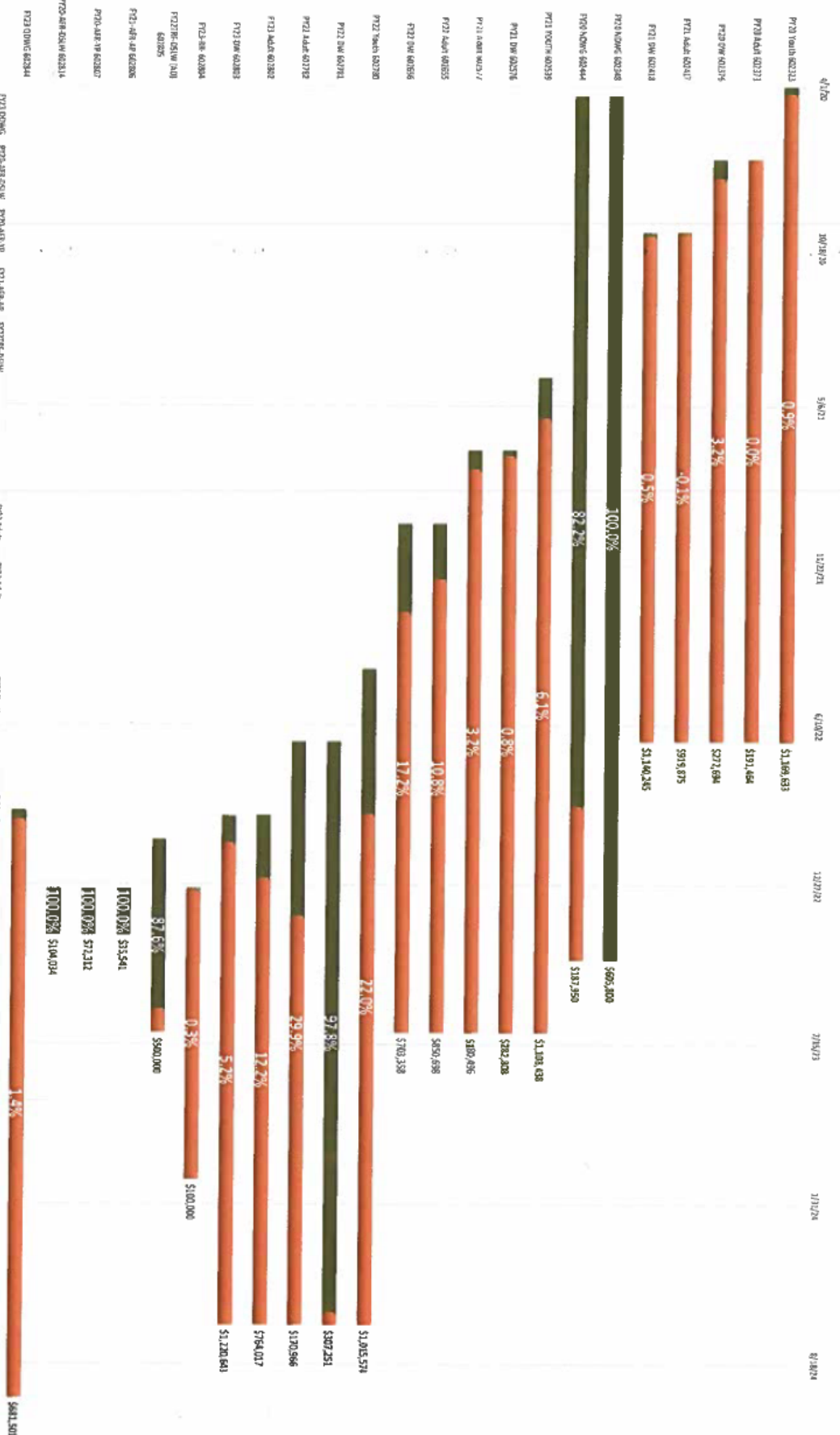
Meeting adjourned at 11:02 a.m.

WorkSource DeKalb Board Meeting Minutes

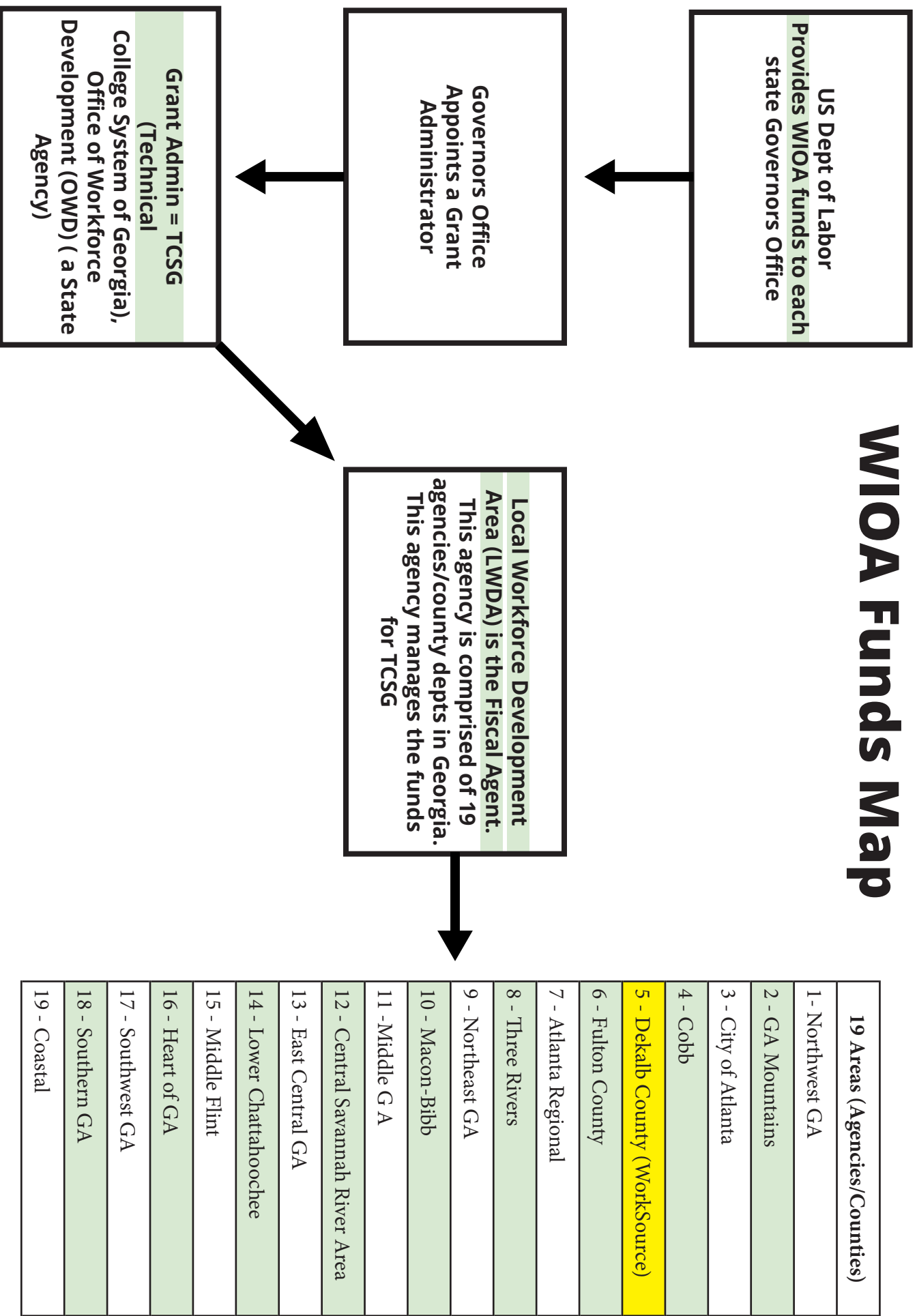
Wednesday, June 28, 2023

ZOOM Conference @10:00 AM

WorkSource DeKalb Funds Expenditure Status as of May 31, 2023



WIOA Funds Map



The Workforce Innovation and Opportunity Act (Public Law 113-128)*

PROGRAM YEAR 2023 FUNDING

PY 2023 WIOA funding is made available through the Consolidated Appropriations Act, 2023 (Public Law 117-328) dated December 29, 2022.** Pursuant to the Act, ETA reserved \$10,408,000 of the funding appropriated for Training and Employment Services (TES) from the Youth, Adult and Dislocated Worker programs for evaluations and program integrity activities before allotments to states were calculated.

<h3>BASE (PY 2023)</h3> <p>Appropriated and made available on April 1 and July 1 through the Act, dated December 29, 2022.</p>	<h3>ADVANCE (FY 2024)</h3> <p>Funded in the Act, enacted December 29, 2022 but not made available until October 1, 2023. The FY 2024 appropriation can enact rescissions or temporary reductions on these funds.</p>
<p>PY 2023 Allotments = Base (PY 2023) + Advance (FY 2024)</p>	

<p>April 1, 2023 Release 100% of Program Year 2023 Youth funds</p>	<p>PY 2023 Youth Allotments</p>
---	--

<p>July 1, 2023 Release approximately 20% of Program Year 2023 Adult funds</p>	<p>October 1, 2023 Release approximately 80% of Program Year 2023 Adult funds or when the FY 2024 appropriation passes.</p>
<p>PY 2023 Adult Allotments</p>	

<p>July 1, 2023 Release approximately 22% of Program Year 2023 Dislocated Worker funds</p>	<p>October 1, 2023 Release approximately 78% of Program Year 2023 Dislocated Worker funds or when the FY 2024 appropriation passes.</p>
<p>PY 2023 Dislocated Worker Allotments</p>	

FY 2024 Advance funds are available for obligations and expenditures on or after October 1, 2023. Delays in issuing the FY 2024 Advance funds may occur if there is a no approved DOL (budget) appropriation.

* **Authorizing legislation** such as WIOA Public Law 113-128 establishes policies and funding limits for programs and agencies.
 ** **Appropriations legislation** gives Departments authority to obligate and expend federal funds related to the program authorizations. Appropriations can further restrict the purpose, time, and amount of the program authorizations and through the Anti-Deficiency Act, Departments are prohibited from overobligating or overspending an appropriation. Appropriations legislation would include the Consolidated Appropriations Act, 2023 (Public Law 117-328) enacted December 29, 2022.

LWDAs	PY23 Adult Allocations	PY23 Base	PY23 Advance
Worksource Northwest Georgia	\$989,776	\$194,664	\$795,112
Worksource Georgia Mountains	\$649,632	\$127,766	\$521,866
Worksource Atlanta	\$727,466	\$143,074	\$584,392
Worksource Cobb	\$547,791	\$107,737	\$440,054
Worksource DeKalb	\$793,599	\$156,081	\$637,518
Worksource Fulton	\$437,069	\$85,960	\$351,108
Worksource ARC	\$1,770,219	\$348,157	\$1,422,062
Worksource Three Rivers	\$630,369	\$123,978	\$506,391
Worksource Northeast Georgia	\$681,249	\$133,984	\$547,265
Worksource Middle Georgia ¹	\$705,223	\$138,699	\$566,523
Worksource CSRA	\$640,504	\$125,971	\$514,533
Worksource East Central Georgia	\$311,950	\$61,353	\$250,597
Worksource Lower Chattahoochee	\$530,987	\$104,432	\$426,556
Worksource Middle Flint	\$351,425	\$69,116	\$282,309
Worksource Heart of Georgia	\$927,130	\$182,343	\$744,787
Worksource Southwest Georgia	\$694,997	\$136,688	\$558,309
Worksource Southern Georgia	\$802,796	\$157,890	\$644,907
Worksource Coastal	\$792,109	\$155,788	\$636,322
Totals	\$12,984,292	\$2,553,681	\$10,430,611

	PY23	Base	Advance
Total Allocation	\$15,275,638	\$3,004,331	\$12,271,307
Local %	85%	85%	85%
Local Allocation	\$12,984,292	\$2,553,681	\$10,430,611
State Allocation	\$2,291,346	\$450,650	\$1,840,696

¹ WorkSource Middle Georgia is the name of the new area effective starting July 1, 2023 which was created from the merger of PY22 and prior years' WorkSource Macon-Bibb (LWDA 10) and WorkSource Middle Georgia (LWDA 11).

LWDAs	PY23 Dislocated Worker Allocations	PY23 Base	PY23 Advance
Worksource Northwest Georgia	\$2,191,654	\$472,643	\$1,719,011
Worksource Georgia Mountains	\$1,019,000	\$219,754	\$799,247
Worksource Atlanta	\$2,000,636	\$431,449	\$1,569,187
Worksource Cobb	\$1,429,484	\$308,277	\$1,121,207
Worksource DeKalb	\$1,609,871	\$347,178	\$1,262,693
Worksource Fulton	\$2,079,806	\$448,523	\$1,631,284
Worksource ARC	\$3,592,097	\$774,657	\$2,817,440
Worksource Three Rivers	\$932,881	\$201,181	\$731,700
Worksource Northeast Georgia	\$1,143,483	\$246,599	\$896,884
Worksource Middle Georgia ²	\$759,563	\$163,804	\$595,758
Worksource CSRA	\$564,632	\$121,766	\$442,866
Worksource East Central Georgia	\$392,844	\$84,719	\$308,125
Worksource Lower Chattahoochee	\$642,042	\$138,460	\$503,582
Worksource Middle Flint	\$255,562	\$55,113	\$200,448
Worksource Heart of Georgia	\$636,969	\$137,366	\$499,603
Worksource Southwest Georgia	\$772,941	\$166,689	\$606,252
Worksource Southern Georgia	\$899,387	\$193,958	\$705,429
Worksource Coastal	\$1,409,529	\$303,973	\$1,105,555
Totals	\$22,332,381	\$4,816,111	\$17,516,270

	PY23	Base	Advance
Total Allocation	\$27,915,478	\$6,020,139	\$21,895,339
Local %	80%	80%	80%
Local Allocation	\$22,332,381	\$4,816,111	\$17,516,270
State Allocation	\$4,187,323	\$903,021	\$3,284,302
Rapid Response	\$1,395,774	\$301,007	\$1,094,767

² WorkSource Middle Georgia is the name of the new area effective starting July 1, 2023 which was created from the merger of PY22 and prior years' WorkSource Macon-Bibb (LWDA 10) and WorkSource Middle Georgia (LWDA 11).

LWDAs	PY23 Youth Allocations	PY23 Base	PY23 Advance
Worksource Northwest Georgia	\$995,289	\$218,964	\$776,325
Worksource Georgia Mountains	\$689,415	\$151,671	\$537,744
Worksource Atlanta	\$840,732	\$184,961	\$655,771
Worksource Cobb	\$755,492	\$166,208	\$589,284
Worksource DeKalb	\$935,808	\$205,878	\$729,930
Worksource Fulton	\$576,464	\$126,822	\$449,642
Worksource ARC	\$2,178,817	\$479,340	\$1,699,477
Worksource Three Rivers	\$675,911	\$148,700	\$527,211
Worksource Northeast Georgia	\$882,377	\$194,123	\$688,254
Worksource Macon-Bibb	\$298,274	\$65,620	\$232,654
Worksource Middle Georgia	\$446,588	\$98,249	\$348,339
Worksource CSRA	\$412,409	\$90,730	\$321,679
Worksource East Central Georgia	\$280,838	\$61,784	\$219,054
Worksource Lower Chattahoochee	\$373,826	\$82,242	\$291,584
Worksource Middle Flint	\$284,608	\$62,614	\$221,994
Worksource Heart of Georgia	\$632,368	\$139,121	\$493,247
Worksource Southwest Georgia	\$618,470	\$136,063	\$482,407
Worksource Southern Georgia	\$591,764	\$130,188	\$461,576
Worksource Coastal	\$1,056,019	\$232,324	\$823,695
Totals	\$13,525,469	\$2,975,603	\$10,549,866

	PY23	Base	Advance
Total Allocation	\$15,912,317	\$3,500,710	\$12,411,607
Local %	85.00%	85.00%	85.00%
Local Allocation	\$13,525,469	\$2,975,603	\$10,549,866
State Allocation	\$2,386,848	\$525,106	\$1,861,741

Technical College System of Georgia, Office of Workforce Development
GEORGIA WORKFORCE INNOVATION AND OPPORTUNITY ACT (WIOA)

STATEMENT OF GRANT AWARD

RECIPIENT: DeKalb County

LOCAL WORKFORCE AREA: 05

REGION: 03

GRANT NO: 11-23-23-03-05

FAIN: 23AA55AT000010

GRANT PERIOD:

FROM: 07/01/2023

THRU: 06/30/2025

TOTAL FUNDS: \$ 156,081

Admin not to exceed: \$ 15,608

GRANT YEAR: PY 2023

PROGAM TITLE/TYPE: I

Adult Program

CFDA NO: 17.258

This award is hereby made, in the amount and for the period shown above, from a grant under the Workforce Innovation and Opportunity Act (P.L. 113-128), as amended, to the above mentioned recipient, and in accordance with the Workforce Innovation Plan project application. This award is subject to any attached assurances, revisions, special conditions, or waivers.

This award is subject to all applicable policies, rules and regulations, and conditions as prescribed by the Technical College System of Georgia's Office of Workforce Development (OWD) and the United States Department of Labor. It is also subject to such further laws, rules, regulations and policies as may be reasonably prescribed by the State of Georgia or the Federal Government under Public Law 113-128, as amended.

This grant becomes effective on the beginning of the grant period, provided that within thirty (30) days of the award execution date (below), the properly executed original Statement of Grant Award and any of the attached properly executed revisions, waivers and special condition statements are returned to OWD.

- This award is subject to Certification Regarding the Role of the Local Grant Recipient
- This award is subject to Subrecipient Designation (if applicable)
- This award is subject to Liability Waiver
- This award is subject to Certification on Nondiscrimination and Equal Opportunity Requirements
- This award is subject to Certification Regarding Drug-Free Workplace Requirements
- This award is subject to Certification Regarding Debarment and Suspension
- This award is subject to Certification For Lobbying
- This award is subject to Statement of Assurances
- This award is subject to special conditions (attached)

Technical College System of Georgia
Executive Director, Office of Workforce Development

Date Executed

I, _____ (typed) acting under my authority to contract on behalf of the recipient of the above described grant on the terms and conditions stated above or incorporated by reference therein, do hereby accept this Grant Award.

Date of Acceptance

Authorized Signature

Chairperson

Title (typed)

Technical College System of Georgia, Office of Workforce Development
GEORGIA WORKFORCE INNOVATION AND OPPORTUNITY ACT (WIOA)

STATEMENT OF GRANT AWARD

RECIPIENT: DeKalb County

LOCAL WORKFORCE AREA: 05

REGION: 03

GRANT NO: 31-23-23-03-05

FAIN: 23A55AW000013

GRANT PERIOD:

FROM: 07/01/2023

THRU: 06/30/2025

TOTAL FUNDS: \$ 347,178

Admin not to exceed: \$ 34,718

GRANT YEAR: PY 2023

PROGAM TITLE/TYPE: I

Dislocated Worker Program

CFDA NO: 17.278

This award is hereby made, in the amount and for the period shown above, from a grant under the Workforce Innovation and Opportunity Act (P.L. 113-128), as amended, to the above mentioned recipient, and in accordance with the Workforce Innovation Plan project application. This award is subject to any attached assurances, revisions, special conditions, or waivers.

This award is subject to all applicable policies, rules and regulations, and conditions as prescribed by the Technical College System of Georgia's Office of Workforce Development (OWD) and the United States Department of Labor. It is also subject to such further laws, rules, regulations and policies as may be reasonably prescribed by the State of Georgia or the Federal Government under Public Law 113-128, as amended.

This grant becomes effective on the beginning of the grant period, provided that within thirty (30) days of the award execution date (below), the properly executed original Statement of Grant Award and any of the attached properly executed revisions, waivers and special condition statements are returned to OWD.

- This award is subject to Certification Regarding the Role of the Local Grant Recipient
- This award is subject to Subrecipient Designation (if applicable)
- This award is subject to Liability Waiver
- This award is subject to Certification on Nondiscrimination and Equal Opportunity Requirements
- This award is subject to Certification Regarding Drug-Free Workplace Requirements
- This award is subject to Certification Regarding Debarment and Suspension
- This award is subject to Certification For Lobbying
- This award is subject to Statement of Assurances
- This award is subject to special conditions (attached)

Technical College System of Georgia
Executive Director, Office of Workforce Development

Date Executed

I, _____ (typed) acting under my authority to contract on behalf of the recipient of the above described grant on the terms and conditions stated above or incorporated by reference therein, do hereby accept this Grant Award.

Date of Acceptance

Authorized Signature

Chairperson

Title (typed)

Technical College System of Georgia, Office of Workforce Development
GEORGIA WORKFORCE INNOVATION AND OPPORTUNITY ACT (WIOA)

STATEMENT OF GRANT AWARD

RECIPIENT: DeKalb County

LOCAL WORKFORCE AREA: 05

REGION: 03

GRANT NO: 15-23-23-03-005

FAIN: 23A55AY000004

GRANT PERIOD:

FROM: 04/01/2023

THRU: 06/30/2025

TOTAL FUNDS: \$ 935,808

Admin not to exceed: \$ 93,581

GRANT YEAR: PY 2023

PROGAM TITLE/TYPE: I

Youth Program

CFDA NO: 17.259

This award is hereby made, in the amount and for the period shown above, from a grant under the Workforce Innovation and Opportunity Act (P.L. 113-128), as amended, to the above mentioned recipient, and in accordance with the Workforce Innovation Plan project application. This award is subject to any attached assurances, revisions, special conditions, or waivers.

This award is subject to all applicable policies, rules and regulations, and conditions as prescribed by the Technical College System of Georgia's Office of Workforce Development (OWD) and the United States Department of Labor. It is also subject to such further laws, rules, regulations and policies as may be reasonably prescribed by the State of Georgia or the Federal Government under Public Law 113-128, as amended.

This grant becomes effective on the beginning of the grant period, provided that within thirty (30) days of the award execution date (below), the properly executed original Statement of Grant Award and any of the attached properly executed revisions, waivers and special condition statements are returned to OWD.

- This award is subject to Certification Regarding the Role of the Local Grant Recipient
- This award is subject to Subrecipient Designation (if applicable)
- This award is subject to Liability Waiver
- This award is subject to Certification on Nondiscrimination and Equal Opportunity Requirements
- This award is subject to Certification Regarding Drug-Free Workplace Requirements
- This award is subject to Certification Regarding Debarment and Suspension
- This award is subject to Certification For Lobbying
- This award is subject to Statement of Assurances
- This award is subject to special conditions (attached)

Technical College System of Georgia
Executive Director, Office of Workforce Development

Date Executed

I, _____ (typed) acting under my authority to contract on behalf of the recipient of the above described grant on the terms and conditions stated above or incorporated by reference therein, do hereby accept this Grant Award.

Date of Acceptance

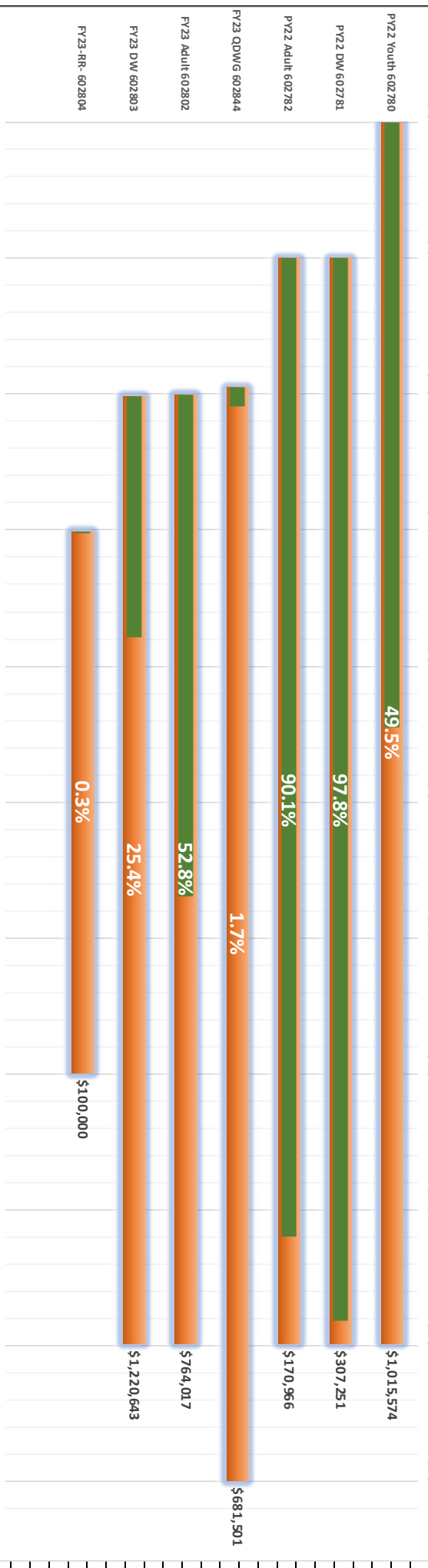
Authorized Signature

Chairperson

Title (typed)

AWARD	PROGRAM	AMOUNT	EXPENDED	COMMITTED	UNCOMMITTED	POA START DATE	POA END DATE	DURATION	EXPENDITURE PROGRESS	Convert % Progress to Days	DAYSTO GO
602780	PY22 Youth 602780	\$1,015,574	\$448,659	\$54,131	\$512,784.50	4/1/22	6/30/24	821	49.5%	406	279
602781	PY22 DW 602781	\$307,251	\$297,499	\$3,136	\$6,615.70	7/1/22	6/30/24	730	97.8%	714	279
602782	PY22 Adult 602782	\$170,966	\$141,639	\$12,402	\$16,924.83	7/1/22	6/30/24	730	90.1%	658	279
602844	FY23 QDWWG 602844	\$681,501	\$11,831	\$0	\$669,670.12	9/26/22	9/30/24	735	1.7%	13	371
602802	FY23 Adult 602802	\$764,017	\$285,956	\$117,700	\$360,360.98	10/1/22	6/30/24	638	52.8%	337	279
602803	FY23 DW 602803	\$1,220,643	\$267,756	\$42,508	\$910,378.95	10/2/22	6/30/24	637	25.4%	162	279
602804	FY23-RR-602804	\$100,000	\$290	\$0	\$99,709.77	1/1/23	12/31/23	364	0.3%	1	97
TOTAL		\$4,259,952	\$1,453,631	\$229,877	\$2,576,444.85						

WorkSource Dekalb Funds Expenditure Status as of Aug 31, 2023



WIOA Title I Local Budget Narrative Modification PY23

Provide a response to each question (as appropriate) to describe significant changes to your organization's approved Operating Budget. You may provide high-level (summative) information (e.g. 1-5 paragraphs) for most questions. However, you may also include additional details and supporting documentation to provide a more complete description of changes to the local area's budget priorities or spending strategies. If a question does not apply to your local budget, no response is required.

1. If the fiscal agent has changed or will change within the next 6 months, submit details, as appropriate. Details may include, but are not limited to: new fiscal agent name/contact information, local board action that authorized the change, transition date and supporting details.
2. If you anticipate requesting a transfer of funds within the upcoming quarter (that was not reflected in the original approved budget), submit those details. This does not take the place of an official request, but will assist with budget forecasting.

In an effort to serve more Adults with their employment needs using the WIOA funds, we will transfer monies from the DSLW grant to the ADULT grant. In the past year, and currently, there have been funds available through non-WIOA programs for Dislocated Workers. So we will use those non-WIOA funds to serve the dislocated Workers with employment needs and any additional customized training they may need to advance their career needs.

3. If you anticipate a need to submit a large purchase request within this program year, submit those details. If that large purchase was included in the previous/approved budget narrative submission, you may skip this question.
4. If there has been a change in staffing at the executive level within the local organization, submit those details. This includes Executive Director, Finance Director, etc.
5. If there has been a change in the signatory authority at the local level, submit those details and a new signature card.
6. Describe additional budget reductions or shifts that have occurred as a result of economic hardships related to the COVID-19 pandemic or other exigent circumstances. If there have been reductions or shifts since you last submitted a budget/modification, describe the resulting impact on each funding stream. Explain how you went about making the necessary cuts and what services/administrative functions had to be reduced. If certain contracts or service providers were cut, please explain that, as well.

2023 DEKALB VIRTUAL CAREER ACADEMY PRELIMINARY REPORT

PROGRAM OVERVIEW

The summer of 2023, DeKalb County CEO Michael Thurmond and the Board of Commissioners hosted the 2023 DeKalb Virtual Career Academy (DVCA), the county's seventh annual summer jobs training program, administered by WorkSource DeKalb.

DVCA provided the opportunity for 700 internships to DeKalb residents ages 14 to 24 who were paid \$10 per hour. Prospective participants were invited to apply for the program at www.dekalbcountyga.gov/careeracademy. Participants were selected through a lottery system.

Although DVCA will be in a virtual format, a limited number of 11th and 12th graders and older youth were given the opportunity to gain some workforce experience by training on-site at designated DeKalb County School District locations.

PROGRAM GOALS

The primary focus of DVCA is to close achievement gaps, offer counseling and support to youth and their parents, and provide a positive alternative career experience during the summer months for youth.

The academy primarily features six virtual components in its creative design: academic enrichment, academic counseling and support, career preparation training, credentialing training, GED preparation, and motivational/empowerment training.


DVCA is a unique collaborative partnership between the DeKalb County Government, DeKalb County School District, Georgia Piedmont Technical College, WorkSource DeKalb, public/private partners and community resource agencies.

Program Overview Highlights

- **2,439 - INTERNS APPLIED**
- **700 – SELECTED TO PARTICPATE**
- **619 - PARTICIPATED (Males - 318 - Females = 301)**
- **513 - INTERNS TRAINED BY DEKALB COUNTY SCHOOLS**
- **106 - INTERNS TRAINED BY GEORGIA PIEDMONT TECHNICAL COLLEGE**

Program Compensation

- **619 INTERNS EARNED \$10/HR + 20 HOURS A WEEK**
- **611 - GIFT CARDS DISTRIBUTED**
- TOTAL PAID = \$575,442**



Scan the code to see my LinkedIn Profile!

 **PROGRAM OUTCOME**

GEORGIA PIEDMONT TECHNICAL COLLEGE

106 Interns Trained

153 Credentials Earned (67 Interns received multiple credentials)

 **COURSES STUDIED**

PROJECT MANAGEMENT

MICROSOFT OFFICE SUITE

WORKPLACE TOOLS FOR SUCCESS



DEKALB COUNTY SCHOOLS

513 Interns Trained (DCSD report pending)

ON-THE-JOB TRAINING WORKSITES

8 Interns Trained

 **WORKSITES**

- DeKalb County TV 23
- DeKalb County School District
- The Office of Commissioner Loraine Cochran
- Johnson WorkSource DeKalb
- Fernbank Science Center



Executive - Program Management - Title I - Workforce Development (WIOA) - Participant Summary

Program: Title I - Workforce Development (WIOA)
 State Region: All
 Region/LWDB: Region 5
 Office: All
 Age Selection: Age at Participation
 Filter by Date: Active
 Date Range: 1/1/2023 - 9/25/2023

I.	Participation Summary	Enrolled	Exited
A.	Total Participants	757	231
	Participants Carried In	578	231
	New Participants	179	0
B.	Eligible Youth 5% Exception		
	Youth 5% Exception	4	2
C.	In School / Out Of School Youth (Funding Definition)		
	In School Youth	110	28
	Out Of School Youth	211	78
D.	Program Exit Information		
	Entered Unsubsidized Employment		148
	Training Related Employment		43
	Entered Military Service		1
	Entered Qualified Apprenticeship		0
	Entered Post-Secondary Education		7
	Entered Advanced Training		0
	Individuals Attained Recognized Certificate/Diploma/Degree		60
	Individuals Attained High School Diploma/GED		21
	Returned to Secondary School		0
	Exits Excluded from Performance		1
	Other Exits		75
II.	Participation Characteristics Summary	Enrolled	Exited
A.	Gender		
	Female	403	124
	Male	351	106
	Did not self-identify	3	1
B.	Age		
	14 - 18	159	43
	19 - 21	122	54
	22 - 24	81	24
	25 - 34	162	47
	35 - 44	107	32
	45 - 54	88	26
	55 - 64	35	4
	65 and older	3	1
C.	Race/Ethnicity		
	Ethnicity Hispanic or Latino	19	6
	American Indian / Alaskan Native	13	4
	Asian	47	14
	African American / Black	644	197
	Hawaiian Native / Other Pacific Islander	2	2
	White	33	12
	Other	0	0
D.	Veteran Status		
	Total Veterans	11	3

	Served Less than 181 Days	2	1
	Eligible Veteran	8	1
	Other Eligible Person	1	1
	Campaign Veteran	2	0
	Disabled Veteran	1	0
	Special Disabled Veteran	1	0
	Recently Separated Veteran	2	2
	Transitioning Service Member	0	0
E.	Labor Force Status		
	Employed	122	43
	Employed, but received notice of layoff or termination	0	0
	Unemployed	635	188
F.	School Status at Participation		
	In School, High School or Less	98	26
	In School, Alternative School	0	0
	In School Attending Post High School	23	7
	Out-of-School, High School Dropout	90	32
	Out-of-School, High School Grad	546	166
	Not Attending School, Within Age of Compulsory School Attendance	0	0
G.	Unemployment Insurance Status		
	Eligible Claimant, Referred by WPRS	4	0
	Eligible Claimant, referred by REA/RESEA	3	1
	Eligible Claimant, not referred by WPRS/RESEA	45	13
	Exhaustee	19	11
H.	Barriers		
	Disabled	30	8
	English Language Learner	38	12
	Single Parent (including single pregnant women)	19	8
	Displaced Homemaker	0	0
	Offenders	49	16
	Homeless	9	6
	Runaway Youth	0	0
	Pregnant / Parenting Youth	37	12
	Youth Requires Additional Assistance	143	47
	Youth Serious Barriers to Employment (WIA legacy)	0	0
	Basic Literacy Skills Deficient	103	34
	Youth in, or aged out of, Foster Care	23	9
	Out of Home Placement	4	2
	Eligible under Section 477 of the Social Security Act	0	0
	American Indian/Alaskan Native	1	1
	Hawaiian Native	1	1
	Within 2 years of exhausting TANF lifetime eligibility	0	0
	Facing Substantial Cultural Barriers	3	2
	Eligible Migrant Seasonal Farmworkers as defined in WIOA Sec 167 (i)	0	0
	Meets Governor's special barriers to employment	2	0
I.	Income / Public Assistance		
	Low Income	672	204
	TANF	3	1
	SSI	18	8
	Receiving Social Security Disability Insurance Income (SSDI)	9	3
	State or Local Income-Based Public Assistance (General Assistance)	3	0

Refugee Cash Assistance (WIA Legacy)	0	0
Supplemental Nutrition Assistance Program (SNAP)	226	63
Foster Child (State or Local Payments are Made)	20	6
Youth living in the High-poverty Area	48	14
Youth Receives or is Eligible to Receive Free or Reduced Lunch	45	13

Executive - Program Management - Title I - Workforce Development (WIOA) - Participant Summary

Customer Group: Youth
 Region/LWDB : Region 5
 Age Selection:: Age at Participation
 Filter by Date: Active
 Date Range: 1/1/2023 - 9/12/2023

I. Participation Summary		Enrolled	Exited
A.	Total Participants	321	99
	Participants Carried In	282	99
	New Participants	39	0
B.	Eligible Youth 5% Exception		
	Youth 5% Exception	4	2
C.	In School / Out Of School Youth (Funding Definition)		
	In School Youth	110	24
	Out Of School Youth	211	75
D.	Program Exit Information		
	Entered Unsubsidized Employment		65
	Training Related Employment		5
	Entered Military Service		0
	Entered Qualified Apprenticeship		0
	Entered Post-Secondary Education		7
	Entered Advanced Training		0
	Individuals Attained Recognized Certificate/Diploma/Degree		13
	Individuals Attained High School Diploma/GED		21
	Returned to Secondary School		0
	Exits Excluded from Performance		1
	Other Exits		26
II. Participation Characteristics Summary		Enrolled	Exited
A.	Gender		
	Female	153	50
	Male	168	49
	Did not self-identify	0	0
B.	Age		
	14 - 18	156	36
	19 - 21	110	47
	22 - 24	55	16
	25 - 34	0	0
	35 - 44	0	0
	45 - 54	0	0
	55 - 64	0	0
	65 and older	0	0
C.	Race/Ethnicity		
	Ethnicity Hispanic or Latino	10	4
	American Indian / Alaskan Native	4	2
	Asian	41	12
	African American / Black	265	82
	Hawaiian Native / Other Pacific Islander	1	1
	White	12	6
	Other	0	0
D.	Veteran Status		
	Total Veterans	1	1
	Served Less than 181 Days	1	1

	Eligible Veteran	0	0
	Other Eligible Person	0	0
	Campaign Veteran	0	0
	Disabled Veteran	0	0
	Special Disabled Veteran	0	0
	Recently Separated Veteran	1	1
	Transitioning Service Member	0	0
E.	Labor Force Status		
	Employed	42	14
	Employed, but received notice of layoff or termination	0	0
	Unemployed	279	85
F.	School Status at Participation		
	In School, High School or Less	98	22
	In School, Alternative School	0	0
	In School Attending Post High School	13	3
	Out-of-School, High School Dropout	83	27
	Out-of-School, High School Grad	127	47
	Not Attending School, Within Age of Compulsory School Attendance	0	0
G.	Unemployment Insurance Status		
	Eligible Claimant, Referred by WPRS	0	0
	Eligible Claimant, referred by REA/RESEA	0	0
	Eligible Claimant, not referred by WPRS/RESEA	2	0
	Exhaustee	2	2
H.	Barriers		
	Disabled	23	7
	English Language Learner	37	11
	Single Parent (including single pregnant women)	13	5
	Displaced Homemaker	0	0
	Offenders	44	11
	Homeless	7	6
	Runaway Youth	0	0
	Pregnant / Parenting Youth	37	11
	Youth Requires Additional Assistance	141	44
	Youth Serious Barriers to Employment (WIA legacy)	0	0
	Basic Literacy Skills Deficient	102	33
	Youth in, or aged out of, Foster Care	23	9
	Out of Home Placement	4	2
	Eligible under Section 477 of the Social Security Act	0	0
	American Indian/Alaskan Native	1	1
	Hawaiian Native	1	1
	Within 2 years of exhausting TANF lifetime eligibility	0	0
	Facing Substantial Cultural Barriers	3	2
	Eligible Migrant Seasonal Farmworkers as defined in WIOA Sec 167 (i)	0	0
	Meets Governor's special barriers to employment	2	0
I.	Income / Public Assistance		
	Low Income	258	82
	TANF	1	0
	SSI	11	5
	Receiving Social Security Disability Insurance Income (SSDI)	5	2
	State or Local Income-Based Public Assistance (General Assistance)	2	0
	Refugee Cash Assistance (WIA Legacy)	0	0

Supplemental Nutrition Assistance Program (SNAP)	64	15
Foster Child (State or Local Payments are Made)	20	6
Youth living in the High-poverty Area	48	14
Youth Receives or is Eligible to Receive Free or Reduced Lunch	45	11

Date PY22

Location 05 - Dekalb



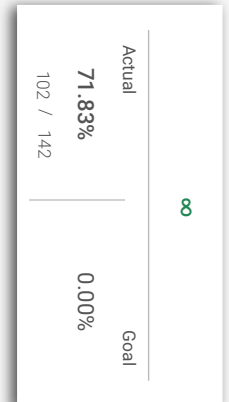
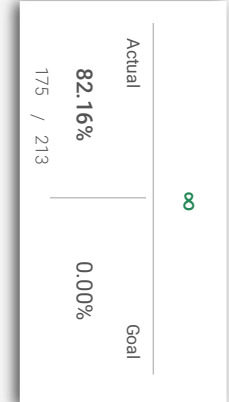












Employment Q2

Employment Q4

Credential

Measurable Skill Gains

All ⓘ



WorkSource Comparison

Row Labels	Employment t Q2 Adult	Employment t Q2 DW	Employment t Q2 Youth	Employment t Q4 Adult	Employment t Q4 DW	Employment t Q4 Youth	Credential Adult	Credential DW	Credential Youth	Skill Gains Adult	Skill Gains DW	Skill Gains Youth
Total	102.8 %	103.6 %	110.7 %	101.1 %	105.3 %	100.9 %	99.5 %	94.4 %	100.2 %	131.2 %	127.0 %	101.0 %
▶ 01 - Northwest Georgia	107.4 %	109.8 %	101.6 %	97.0 %	102.0 %	95.5 %	99.6 %	133.3 %	100.5 %	120.1 %	120.5 %	100.2 %
▶ 02 - Georgia Mountains	115.3 %	114.9 %	118.5 %	111.6 %	111.9 %	92.7 %	113.5 %	76.5 %	80.0 %	129.0 %	163.6 %	163.1 %
▶ 03 - Atlanta	100.6 %	96.3 %	112.5 %	90.5 %	106.7 %	96.8 %	96.7 %	100.0 %	121.7 %	92.7 %	119.5 %	128.1 %
▶ 04 - Cobb	104.8 %	112.8 %	101.6 %	127.2 %	113.4 %	99.7 %	92.5 %	100.0 %	100.2 %	127.3 %	102.6 %	112.2 %
▶ 05 - DeKalb	94.0 %	99.1 %	98.8 %	80.6 %	98.3 %	85.9 %	60.5 %	45.7 %	52.9 %	170.7 %	120.4 %	47.6 %
▶ 06 - Fulton	99.6 %	111.1 %	97.9 %	99.6 %	98.7 %	75.0 %	102.6 %	96.5 %	60.0 %	171.7 %	131.6 %	133.7 %
▶ 07 - Atlanta Regional	96.1 %	97.0 %	119.1 %	94.7 %	100.4 %	114.9 %	90.9 %	73.3 %	122.2 %	154.8 %	128.2 %	57.3 %
▶ 08 - Three Rivers	91.9 %	80.5 %	110.0 %	104.2 %	82.1 %	105.5 %	103.8 %	96.2 %	144.2 %	138.1 %	129.0 %	138.5 %
▶ 09 - Northeast Georgia	101.2 %	129.9 %	110.1 %	102.5 %	129.2 %	108.4 %	105.3 %	101.0 %	111.7 %	111.7 %	109.1 %	91.7 %
▶ 10 - Macon-Bibb	129.9 %		97.7 %	105.3 %	87.7 %	101.3 %	102.7 %	133.3 %	43.7 %	177.7 %	79.4 %	156.1 %
▶ 11 - Middle Georgia	123.5 %	115.5 %	115.6 %	111.8 %	96.8 %	111.8 %	104.2 %	98.7 %	132.2 %	132.9 %	178.6 %	147.0 %
▶ 12 - Central Savannah River Area	87.4 %	82.1 %	103.3 %	125.1 %	132.4 %	116.0 %	80.5 %	143.1 %	92.6 %	119.1 %	87.1 %	63.8 %
▶ 13 - East Central	107.3 %	89.9 %	119.0 %	107.3 %	83.2 %	126.3 %	96.4 %	106.0 %	132.4 %	124.0 %	133.3 %	94.9 %
▶ 14 - Lower Chattahoochee	96.6 %	104.9 %	142.9 %	99.5 %	102.3 %	111.1 %	123.0 %	125.0 %	78.2 %	53.0 %	0.0 %	0.0 %
▶ 15 - Middle Flint	99.7 %	129.9 %	121.1 %	100.7 %		103.2 %	105.8 %		151.5 %	103.1 %	181.8 %	123.1 %
▶ 16 - Heart of Georgia	114.9 %	107.2 %	102.8 %	107.5 %	105.9 %	105.1 %	101.2 %	95.2 %	96.5 %	129.9 %	123.2 %	127.9 %
▶ 17 - Southwest Georgia	106.3 %	112.8 %	142.2 %	104.9 %	109.9 %	100.9 %	110.2 %	135.1 %	86.3 %	111.6 %	0.0 %	90.2 %
▶ 18 - South Georgia	98.5 %	89.3 %	117.8 %	99.4 %	96.0 %	84.1 %	99.2 %	99.7 %	63.4 %	123.1 %	116.7 %	97.5 %
▶ 19 - Coastal	96.8 %	75.8 %	97.1 %	106.3 %	105.6 %	102.0 %	97.9 %	103.0 %	107.7 %	146.5 %	187.4 %	30.0 %

WORKSOURCE DEKALB

JuLY Unemployment Rate

DeKalb: **3.3%**
Georgia: **3.3%**
USA: **3.8%**

One-Stop Customers Served

July: **533**
August: **677**

Customers with
disabilaties
served:
3

Adults / Dislocated
Workers that
completed the
intake process

June: **71**
July: **93**

Partner Referrals



42

HIRING

7

Events

You're Hired!
OSO Direct
Placements - 4

Worksource
Georgia **132**

Registrations



Résumés
Revised

7

Job Readiness
Workshops

2

Customer
Complaints
Resolved

1

System Tracking (September 1, 2022 – August 31, 2023)

Customer's Timeline through The Process Number

	Number of Customers			# of Navigator to Eligibility Specialist			# of Applications			# of 101 Codes Entered SWP Session			# 202 Codes Entered Customer's Determined Suitable		
	AUG	Monthly Average	Total	AUG	Monthly Average	Total	AUG	Monthly Average	Total	AUG	Monthly Average	Total	AUG	Monthly Average	Total
ARC	111	93	1111	99	87	1039	13	47	567	21	23	270			
ARC-CorVel	49	49	589	44	46	546	4	26	313	7	9	104			
ARC-Egus	44	37	440	47	40	431	8	17	208	8	11	131			
Goodwill	10	3	30	1	2	18	0	2	18	1	1	12			
Gwinnett Tech	8	4	52	7	4	44	1	2	28	5	2	23			
CoA	52	32	389	27	21	247	1	14	162	23	16	197			
Cobb	7	34	406	14	30	359	19	16	189	15	6	76			
DeKalb	115	56	667	100	46	554	7	20	247	17	13	151			
Fulton	56	35	419	53	27	325	0	16	186	7	10	124			

Findings:

- More customers moving to eligibility this month and monthly average
- Higher eligible applicants this month than monthly average
- 101s are lower
- # of customers served are significantly higher this year than last year

Impacts:

- VOS System Change Impacting 101 SP
- Funding

Recommendations

- Follow up with Star and TCSG on system updates impacting 101
- Continue tracking impact on customer

System Tracking (September 1, 2022 – August 31, 2023)

Customer's Timeline through The Process

	Average Time for Customers									
	Average Time to Eligibility		Average time to Starting Your WIOA Program		Average Time Customer in Suitability		Average time in Process			
	JULY	AUG	JULY	AUG	JULY	AUG	JULY	AUG		
ARC	12.9 Days	11.3 Days	23.6 Days	24.8 Days	39.1 Days	36.2 Days	75.1 Days	72.3 Days		
Cornell	7.5 Days	6.9 Days	13.5 Days	14.2 Days	31.8 Days	37.4 Days	52.8 Days	58.6 Days		
Equus	32.2 Days	30.4 Days	43.1 Days	45.2 Days	36.2 Days	32.4 Days	111.5 Days	108 Days		
Goodwill	60.4 Days	33.8 Days	10.8 Days	11.3 Days	63.1 Days	20.4 Days	134.3 Days	65.5 Days		
Gwinnett Tech	7.8 Days	8.5 Days	11.8 Days	11.7 Days	51.4 Days	48.2 Days	71.1 Days	68.4 Days		
COA	19.1 Days	22.4 Days	23.2 Days	25.9 Days	3.1 Days	2.9 Days	45.4 Days	51.2 Days		
Cobb	17.7 Days	18.1 Days	19.8 Days	21.8 Days	38.5 Days	34.4 Days	76.1 Days	74.3 Days		
Dekalb	5.8 Days	5.9 Days	18.4 Days	19 Days	29.9 Days	29 Days	54 Days	53.9 Days		
Fulton	18.2 Days	18.2 Days	21.5 Days	19.6 Days	30.6 Days	30 Days	79.3 Days	72.3 Days		
Regional Average	19.2 Days	16 Days	21.6 Days	22.2 Days	27 Days	26.5 Days	61.1 Days	64.7 Days		

Regional Goal: For all areas to have a 45 Days Average Time in the Process

Findings:

- Time in eligibility decreased for ARC & increased slightly for all other areas
- Time in SYWP increased
- Time in eligibility & SYWP has increased compared to last year. Time in suitability decreased compared to last year

Impacts:

- SYWP sessions being booked for 2+ weeks
- System issues causing staff to be unable to enter 101 Service Plans
- Increase of number of customers seeking eligibility for services

Recommendations

- Work with Star, TCSG, GEO to address system issue
- Strategizing more efficient ways to support customers through the process

SNAPSHOT OF THE ECONOMY

United States Labor Force Estimates

Place of Residence - Persons 16 Years and Older

Area	Employment Status	JUL 2023	JUN 2023	JUL 2022	Change From	
					JUN 2023	JUL 2022
United States (Seasonally adjusted)	Civilian labor force	167,103,000	166,951,000	163,990,000	152,000	3,113,000
	Employed	161,262,000	160,994,000	158,272,000	268,000	2,990,000
	Unemployed	5,841,000	5,957,000	5,718,000	-116,000	123,000
	Rate	3.5	3.6	3.5		
United States (Not Seasonally adjusted)	Civilian labor force	168,354,000	167,910,000	165,321,000	444,000	3,033,000
	Employed	161,982,000	161,559,000	159,067,000	423,000	2,915,000
	Unemployed	6,372,000	6,351,000	6,255,000	21,000	117,000
	Rate	3.8	3.8	3.8		

Georgia Labor Force Estimates

Place of Residence - Persons 16 Years and Older

Area	Employment Status	Preliminary JUL 2023	Revised JUN 2023	Revised JUL 2022	Change From	
					Revised JUN 2023	Revised JUL 2022
Georgia (Seasonally adjusted)	Civilian labor force	5,309,578	5,300,530	5,238,140	9,048	71,438
	Employed	5,139,744	5,130,406	5,080,028	9,338	59,716
	Unemployed	169,834	170,124	158,112	-290	11,722
	Rate	3.2	3.2	3.0		
Georgia (Not seasonally adjusted)	Civilian labor force	5,318,955	5,311,943	5,232,345	7,012	86,610
	Employed	5,145,351	5,124,973	5,067,675	20,378	77,676
	Unemployed	173,604	186,970	164,670	-13,366	8,934
	Rate	3.3	3.5	3.1		

Atlanta MSA Labor Force Estimates

Place of Residence - Persons 16 Years and Older

Area	Employment Status	Preliminary JUL 2023	Revised JUN 2023	Revised JUL 2022	Change From	
					Revised JUN 2023	Revised JUL 2022
Atlanta MSA	Civilian labor force	3,244,242	3,238,185	3,190,715	6,057	53,527
	Employed	3,140,912	3,127,036	3,095,439	13,876	45,473
	Unemployed	103,330	111,149	95,276	-7,819	8,054
	Rate	3.2	3.4	3.0		

Source: Georgia Department of Labor, Workforce Statistics Division

County Labor Force Estimates (not seasonally adjusted)

Place of Residence - Persons 16 Years and Older


	Preliminary July 2023				Revised June 2023				Revised July 2022			
	Laborforce	Employment	Unemployment Number	Rate	Laborforce	Employment	Unemployment Number	Rate	Laborforce	Employment	Unemployment Number	Rate
Georgia	5,318,955	5,145,351	173,604	3.3	5,311,943	5,124,973	186,970	3.5	5,232,345	5,067,675	164,670	3.1
Appling	9,416	9,049	367	3.9	9,510	9,114	396	4.2	9,478	9,076	402	4.2
Atkinson	4,381	4,231	150	3.4	4,396	4,261	135	3.1	4,447	4,305	142	3.2
Bacon	4,875	4,726	149	3.1	4,976	4,817	159	3.2	4,936	4,786	150	3.0
Baker	1,069	1,036	33	3.1	1,111	1,068	43	3.9	1,119	1,070	49	4.4
Baldwin	18,278	17,531	747	4.1	18,271	17,426	845	4.6	17,187	16,466	721	4.2
Banks	10,883	10,635	248	2.3	10,958	10,685	273	2.5	10,752	10,507	245	2.3
Barrow	43,833	42,641	1,192	2.7	43,828	42,510	1,318	3.0	43,131	42,045	1,086	2.5
Bartow	53,186	51,540	1,646	3.1	53,096	51,394	1,702	3.2	52,314	50,860	1,454	2.8
Ben Hill	5,646	5,380	266	4.7	5,628	5,366	262	4.7	5,541	5,263	278	5.0
Berrien	7,641	7,331	310	4.1	7,703	7,414	289	3.8	7,729	7,462	267	3.5
Bibb	66,406	63,773	2,633	4.0	66,246	63,360	2,886	4.4	64,908	62,310	2,598	4.0
Bleckley	4,464	4,259	205	4.6	4,575	4,327	248	5.4	4,439	4,233	206	4.6
Brantley	7,645	7,375	270	3.5	7,586	7,278	308	4.1	7,566	7,297	269	3.6
Brooks	6,514	6,301	213	3.3	6,595	6,349	246	3.7	6,712	6,495	217	3.2
Bryan	20,549	20,006	543	2.6	20,364	19,749	615	3.0	20,154	19,640	514	2.6
Bulloch	38,528	37,103	1,425	3.7	38,664	37,048	1,616	4.2	37,483	36,104	1,379	3.7
Burke	9,053	8,471	582	6.4	9,058	8,509	549	6.1	9,037	8,482	555	6.1
Butts	11,539	11,176	363	3.1	11,520	11,151	369	3.2	11,343	11,031	312	2.8
Calhoun	2,062	2,003	59	2.9	2,158	2,083	75	3.5	2,183	2,105	78	3.6
Camden	22,742	22,083	659	2.9	22,603	21,876	727	3.2	21,907	21,277	630	2.9
Candler	6,206	6,059	147	2.4	6,295	6,136	159	2.5	5,979	5,841	138	2.3
Carroll	58,439	56,357	2,082	3.6	58,227	56,093	2,134	3.7	57,434	55,623	1,811	3.2
Catoosa	34,251	33,337	914	2.7	34,042	33,037	1,005	3.0	33,124	32,247	877	2.6
Charlton	5,080	4,933	147	2.9	5,065	4,910	155	3.1	5,022	4,869	153	3.0
Chatham	146,947	142,656	4,291	2.9	145,626	140,869	4,757	3.3	144,307	139,883	4,424	3.1
Chattahoochee	1,941	1,857	84	4.3	1,947	1,861	86	4.4	1,908	1,820	88	4.6
Chattooga	9,040	8,688	352	3.9	9,067	8,687	380	4.2	9,201	8,825	376	4.1
Cherokee	145,507	141,744	3,763	2.6	145,130	140,952	4,178	2.9	142,912	139,673	3,239	2.3
Clarke	58,587	56,554	2,033	3.5	59,095	56,752	2,343	4.0	56,662	54,694	1,968	3.5
Clay	821	744	77	9.4	821	752	69	8.4	820	762	58	7.1
Clayton	142,833	136,819	6,014	4.2	142,741	136,432	6,309	4.4	140,687	134,841	5,846	4.2
Clinch	2,908	2,829	79	2.7	3,008	2,921	87	2.9	2,942	2,839	103	3.5
Cobb	439,884	427,394	12,490	2.8	438,747	425,210	13,537	3.1	432,407	421,085	11,322	2.6
Coffee	19,033	18,330	703	3.7	19,104	18,402	702	3.7	18,900	18,108	792	4.2
Colquitt	22,042	21,413	629	2.9	22,367	21,694	673	3.0	21,999	21,364	635	2.9
Columbia	76,025	73,695	2,330	3.1	75,976	73,425	2,551	3.4	75,427	73,237	2,190	2.9
Cook	8,211	7,943	268	3.3	8,243	7,967	276	3.3	8,137	7,873	264	3.2
Coweta	79,180	76,845	2,335	2.9	79,105	76,577	2,528	3.2	77,878	75,759	2,119	2.7
Crawford	5,407	5,235	172	3.2	5,398	5,220	178	3.3	5,339	5,152	187	3.5
Crisp	9,772	9,442	330	3.4	9,856	9,473	383	3.9	9,792	9,340	452	4.6
Dade	8,245	8,034	211	2.6	8,131	7,890	241	3.0	8,013	7,806	207	2.6
Dawson	13,642	13,295	347	2.5	13,591	13,197	394	2.9	13,463	13,136	327	2.4
Decatur	11,751	11,355	396	3.4	11,878	11,425	453	3.8	11,840	11,440	400	3.4
DeKalb	412,923	399,098	13,825	3.3	411,894	397,330	14,564	3.5	406,268	393,086	13,182	3.2
Dodge	6,867	6,572	295	4.3	6,829	6,515	314	4.6	6,978	6,711	267	3.8
Dooley	4,892	4,734	158	3.2	4,906	4,721	185	3.8	4,737	4,548	189	4.0
Dougherty	36,602	34,997	1,605	4.4	36,876	35,160	1,716	4.7	36,172	34,484	1,688	4.7
Douglas	76,549	73,904	2,645	3.5	76,441	73,560	2,881	3.8	75,389	72,800	2,589	3.4
Early	4,390	4,234	156	3.6	4,449	4,278	171	3.8	4,394	4,239	155	3.5
Echols	1,795	1,747	48	2.7	1,839	1,787	52	2.8	1,869	1,824	45	2.4

Source: Georgia Department of Labor, Workforce Statistics Division

City Labor Force Estimates

Place of Residence - Persons 16 Years and Older

	Preliminary July 2023				Revised June 2023				Revised July 2022			
	Laborforce	Employment	Unemployment Number	Rate	Laborforce	Employment	Unemployment Number	Rate	Laborforce	Employment	Unemployment Number	Rate
Albany	29,632	28,305	1,327	4.5	29,831	28,437	1,394	4.7	29,317	27,890	1,427	4.9
Alpharetta	38,515	37,568	947	2.5	38,472	37,408	1,064	2.8	37,833	37,021	812	2.1
Athens	58,587	56,554	2,033	3.5	59,095	56,752	2,343	4.0	56,662	54,694	1,968	3.5
Atlanta	277,396	266,550	10,846	3.9	276,813	265,411	11,402	4.1	272,270	262,659	9,611	3.5
Dekalb Part	25,535	24,705	830	3.3	25,382	24,596	786	3.1	24,902	24,333	569	2.3
Fulton Part	251,861	241,845	10,016	4.0	251,431	240,815	10,616	4.2	247,368	238,326	9,042	3.7
Augusta	83,165	79,032	4,133	5.0	83,247	78,969	4,278	5.1	82,302	78,499	3,803	4.6
Brookhaven	36,538	35,777	761	2.1	36,456	35,619	837	2.3	35,931	35,238	693	1.9
Canton	17,586	17,142	444	2.5	17,525	17,047	478	2.7	17,227	16,892	335	1.9
Carrollton	12,211	11,642	569	4.7	12,175	11,588	587	4.8	11,965	11,491	474	4.0
Chamblee	21,797	21,302	495	2.3	21,718	21,208	510	2.3	21,367	20,981	386	1.8
Columbus	77,644	74,402	3,242	4.2	77,478	74,005	3,473	4.5	75,520	72,348	3,172	4.2
Dalton	13,828	13,167	661	4.8	13,575	13,040	535	3.9	13,549	13,010	539	4.0
Decatur	14,783	14,404	379	2.6	14,751	14,340	411	2.8	14,510	14,187	323	2.2
Douglasville	17,757	17,058	699	3.9	17,697	16,979	718	4.1	17,413	16,803	610	3.5
Duluth	16,661	16,139	522	3.1	16,609	16,047	562	3.4	16,332	15,902	430	2.6
Dunwoody	28,153	27,455	698	2.5	28,083	27,333	750	2.7	27,696	27,041	655	2.4
East Point	17,244	16,420	824	4.8	17,191	16,350	841	4.9	17,012	16,181	831	4.9
Gainesville	21,902	21,298	604	2.8	21,959	21,306	653	3.0	21,611	21,029	582	2.7
Hinesville	15,484	14,997	487	3.1	15,500	14,985	515	3.3	15,380	14,888	492	3.2
Johns Creek	46,598	45,401	1,197	2.6	46,577	45,207	1,370	2.9	45,802	44,740	1,062	2.3
Kennesaw	20,907	20,351	556	2.7	20,871	20,247	624	3.0	20,520	20,050	470	2.3
LaGrange	15,261	14,663	598	3.9	15,115	14,524	591	3.9	15,024	14,411	613	4.1
Lawrenceville	15,274	14,807	467	3.1	15,305	14,723	582	3.8	15,067	14,590	477	3.2
McDonough	13,050	12,452	598	4.6	13,025	12,431	594	4.6	12,778	12,267	511	4.0
Macon-Bibb	66,406	63,773	2,633	4.0	66,246	63,360	2,886	4.4	64,908	62,310	2,598	4.0
Marietta	36,530	35,469	1,061	2.9	36,406	35,288	1,118	3.1	35,907	34,945	962	2.7
Milton	21,120	20,574	546	2.6	21,116	20,486	630	3.0	20,743	20,274	469	2.3
Newnan	20,397	19,712	685	3.4	20,385	19,643	742	3.6	20,025	19,433	592	3.0
Peachtree City	19,553	19,077	476	2.4	19,542	19,009	533	2.7	19,224	18,796	428	2.2
P'tree Corners	26,006	25,390	616	2.4	25,954	25,245	709	2.7	25,653	25,018	635	2.5
Pooler	14,618	14,295	323	2.2	14,492	14,116	376	2.6	14,390	14,017	373	2.6
Rome	16,010	15,407	603	3.8	15,939	15,248	691	4.3	15,310	14,766	544	3.6
Roswell	55,629	54,246	1,383	2.5	55,538	54,016	1,522	2.7	54,621	53,457	1,164	2.1
Sandy Springs	68,033	66,335	1,698	2.5	67,918	66,053	1,865	2.7	66,973	65,370	1,603	2.4
Savannah	69,769	67,413	2,356	3.4	69,134	66,569	2,565	3.7	68,523	66,103	2,420	3.5
Smyrna	36,027	34,968	1,059	2.9	35,873	34,790	1,083	3.0	35,355	34,452	903	2.6
Statesboro	14,541	13,811	730	5.0	14,640	13,790	850	5.8	14,144	13,439	705	5.0
Stockbridge	15,040	14,474	566	3.8	15,043	14,449	594	3.9	14,829	14,259	570	3.8
Sugar Hill	13,776	13,421	355	2.6	13,710	13,345	365	2.7	13,531	13,224	307	2.3
Tucker	20,714	20,143	571	2.8	20,659	20,054	605	2.9	20,354	19,840	514	2.5
Union City	10,587	10,072	515	4.9	10,597	10,029	568	5.4	10,469	9,926	543	5.2
Valdosta	24,207	23,209	998	4.1	24,350	23,225	1,125	4.6	24,422	23,453	969	4.0
Warner Robins	34,013	33,026	987	2.9	34,068	32,939	1,129	3.3	33,863	32,656	1,207	3.6
Woodstock	18,623	18,122	501	2.7	18,596	18,020	576	3.1	18,284	17,857	427	2.3

 **Note:** City estimates were prepared in cooperation with the U.S. Department of Labor, Bureau of Labor Statistics. All cities listed have total population of 25,000 or more.

Source: Georgia Department of Labor, Workforce Statistics Division